



Can you make a book to show someone in your family the different stages a chick goes through as it grows up? First it is an egg, Then the egg hatches, then it is a chick, then it grows into a chicken. That's 4 different stages!



You could use the 4 page zigzag book in your activity pack. Or try making a mini book using an A4 piece of paper as shown below.

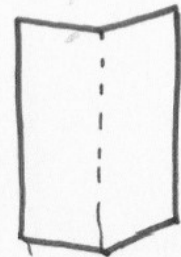
4 page A4 book



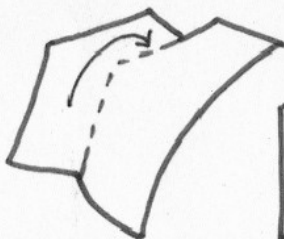
Begin with a rectangular piece of paper.



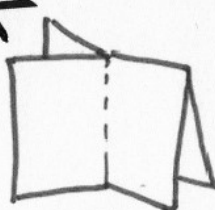
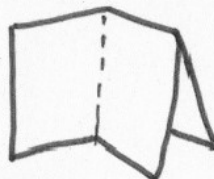
Fold in half, long side to long side.



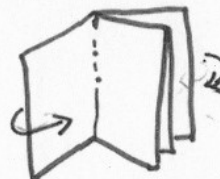
Open.



Fold in half by folding back, short side to short side. This folding step feels a bit odd, since this second fold opposes the direction of the first fold



Cut top fold from one edge to the middle crease.



Fold in the front flap towards the front and the back flap to the back.



A finished single book base.

