



**I can name numbers in order to 10.  
I can compare 2 numbers by saying which is more or less.**

By the end of this half term, children should be able to say one more than any number up to 10

**1 more than..**

1 is 2  
2 is 3  
3 is 4  
4 is 5  
5 is 6  
6 is 7  
7 is 8  
8 is 9  
9 is 10  
10 is 11

They might be able to record it as a calculation:

$0 + 1 = 1$   
 $1 + 1 = 2$   
 $2 + 1 = 3$   
 $3 + 1 = 4$   
 $4 + 1 = 5$   
 $5 + 1 = 6$   
 $6 + 1 = 7$   
 $7 + 1 = 8$   
 $8 + 1 = 9$   
 $9 + 1 = 10$   
 $10 + 1 = 11$

Use a number line to hop along one more.



The aim is for them to say the number that is one more than the number you say to them. They may be able to say what would be one less too.

### Top Tips

The secret to success is practising **little** and **often**. Use time wisely. Can you practise these KIRFs while walking to school or during a car journey?


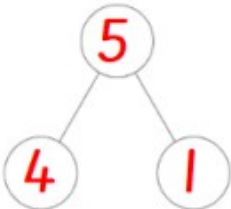
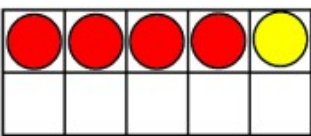
<https://www.topmarks.co.uk/learning-to-count/chopper-squad> - one more than game

<https://www.youtube.com/watch?v=Du6JHupzwVo> – one more song



### I can partition numbers to 5 into two groups.

By the end of this half term, children should know the following facts. The aim is for them to recall these facts **instantly**.

$0 + 1 = 1$ $1 + 0 = 1$  $0 + 2 = 2$ $1 + 1 = 2$ $2 + 0 = 2$  $0 + 3 = 3$ $1 + 2 = 3$ $2 + 1 = 3$ $3 + 0 = 3$	$0 + 4 = 4$ $1 + 3 = 4$ $2 + 2 = 4$ $3 + 1 = 4$ $4 + 0 = 4$  $0 + 5 = 5$ $1 + 4 = 5$ $2 + 3 = 5$ $3 + 2 = 5$ $4 + 1 = 5$ $5 + 0 = 5$	  	<h3><u>Key vocabulary</u></h3> <p>add</p> <p>plus</p> <p>equals</p> <p>altogether</p> <p>part</p> <p>whole</p>
---	---	--	--

The aim is for them to know several pairs of numbers that make the numbers 1 to 5.

### Top Tips

Use practical resources – Show your child a small group of objects. Ask them how many there are without counting.

Use practical resources – Your child has one potato on their plate and you give them three more. Can they predict how many they will have now?

Make a poster – We use Numicon at school. You can find pictures of the Numicon shapes here: [bit.ly/NumiconPictures](http://bit.ly/NumiconPictures) – your child could make a poster showing the different ways of making 5.

Play games – You can play number bond pairs online at [www.conkermaths.com](http://www.conkermaths.com)

<https://www.topmarks.co.uk/learning-to-count/ladybird-spots> - put dots on the ladybird

<https://www.topmarks.co.uk/Interactive.aspx?cat=1> - the story of...

<https://www.nctm.org/Classroom-Resources/Illuminations/Interactives/Five-Frame/> - using a 5 frame