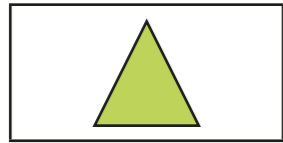



Recognise and describe 2D shapes

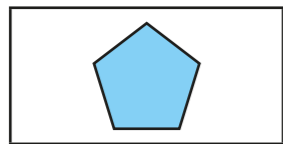
1 Match the shapes to the labels.



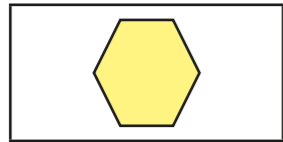
square



pentagon



triangle



hexagon

2 Use the words to label the shapes.

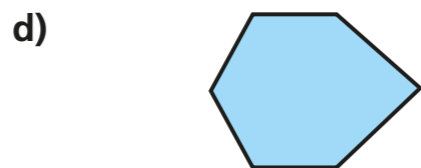
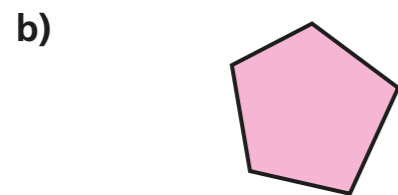
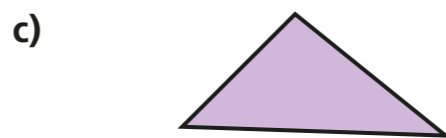

rectangle

hexagon

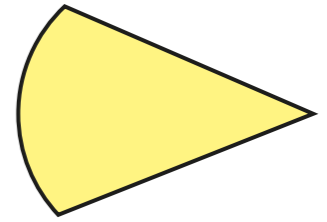
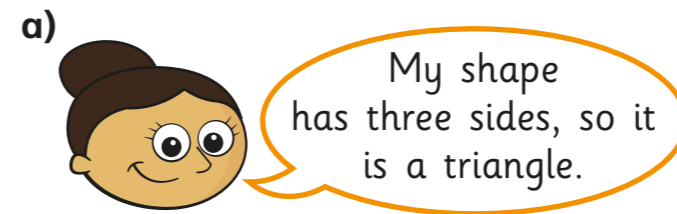
circle

triangle


pentagon



3 Dora and Ron each have a shape.



Why is Dora incorrect?

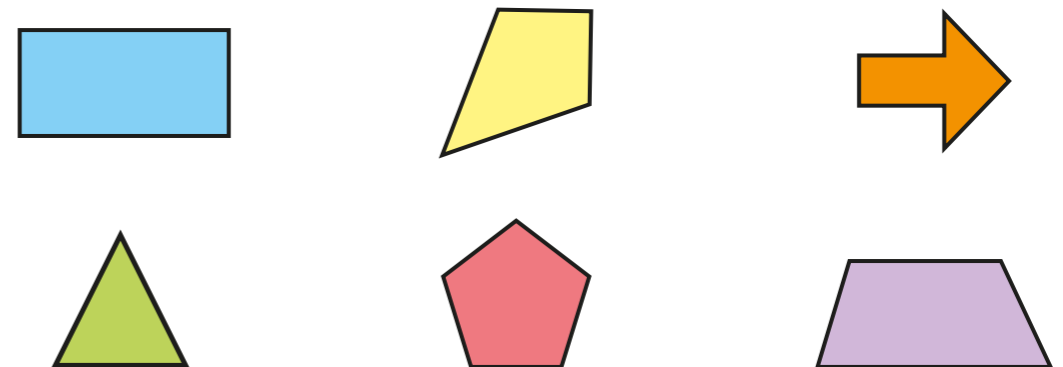


Why might Ron think that? Talk to a partner.

What is the mathematical name for Ron's shape?

4 Here are some shapes.

a) Circle all the quadrilaterals.



b) Draw three more quadrilaterals.



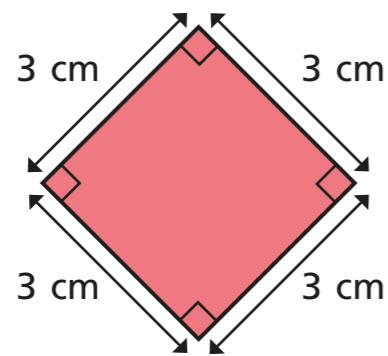
What do you notice about all the shapes you have drawn?

c) Is this shape a square?

Circle your answer.

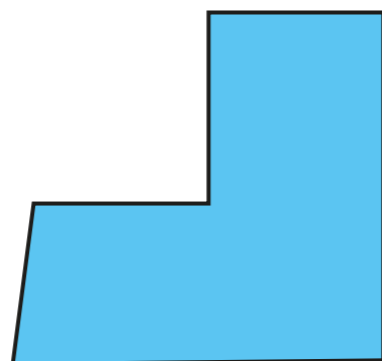
yes

no



Compare answers with a partner.

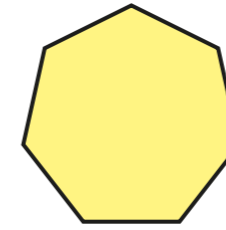
5 This shape is a hexagon.

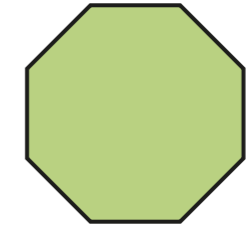


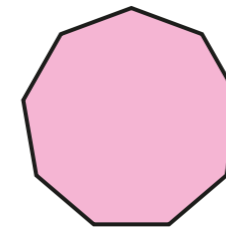
Why is it a hexagon?

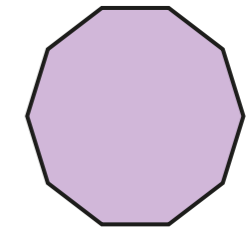


6 What is the name of each shape?









How do you know? Talk about it with a partner.



7 Each shape has at least one pair of parallel sides.
Draw on the shapes to show the parallel sides.

