



Ada Lovelace
C of E
High School

THE MORE I STUDY THE MORE I REALISE HOW MUCH I DON'T KNOW
THE MORE I STUDY THE MORE I REALISE HOW MUCH I DON'T KNOW
THE MORE I STUDY THE MORE I REALISE HOW MUCH I DON'T KNOW

A Guide for Parents

September 2023

Ada Lovelace Key Staff



Dame Alice Hudson
Executive Headteacher,
The Twyford CofE
Academies Trust



Keir Smith
Headteacher



Kate Brewer
Senior Deputy Headteacher



Ronnie Halton
Deputy Headteacher
Pastoral



Matthew Cowing
Deputy Headteacher
Curriculum and Assessment



Josephine Lyon
Assistant Headteacher
Quality of Education
(curriculum)




George Green
Head of Year 7



Megan Bryant
Assistant Headteacher
Lower School



Jess Adler
SENCO



Pia Dixon
Assistant Headteacher,
SMSC and Personal
Development

The main contact details for Ada Lovelace are:

Address: Ada Lovelace Church of England High School, Park View Road, Ealing,
London, W5 2JX

Telephone: (0)20 3540 0200

Email: office@adalovelace.org.uk

The Ada Lovelace Ethos

Ada Lovelace CofE High School prides itself on being a community which believes in our human capacity to do and be good.

We believe that we should be responsible for ourselves and for others, we should think about the future impact of our actions and that we should live up to God's image within us. We could think of ourselves as being challenged to stretch in three directions - upwards, outwards and ahead.

The 10: 10 Ethic

There are 6 disciplines which we expect every student to work on.

They are to :

- ◆ Know yourself
- ◆ Be an agent for good
- ◆ Understand weakness
- ◆ Accept support
- ◆ Engage fully
- ◆ Stretch



Our 10:10 ethic

These six disciplines will ensure we keep true to our 3 principles for how we live and work together as a community:

- ◆ Good gifts used in service
- ◆ Don't stay in a bad place
- ◆ Unique Value in community

If we live by these rules we will come closer to understanding our key text from the bible:

'I have come that you should have life and life in all its fullness'

John 10 vs 10

The Ada Lovelace Etiquette

Our parents brought us up to have good manners.

There are good manners which will help you live your life in a good way – whatever the community you are living or working in.

These are the Ada Lovelace good manners that we refer to as the Ada Lovelace Etiquette

Good Gifts used in Service

- ◆ We appreciate what we have been given
- ◆ We create rather than destroy
- ◆ We enjoy being good and doing well
- ◆ We always give of our best
- ◆ We smile and sit-up straight
- ◆ We thank our teachers at the end of every lesson
- ◆ We celebrate each other's success

Don't stay in a Bad Place

- ◆ We say sorry when we do wrong
- ◆ We are not afraid to own-up
- ◆ We know how to be silent and reflective
- ◆ We are honest
- ◆ We learn from our mistakes
- ◆ We forgive others

Unique Value in Community

- ◆ We notice the feelings of others
- ◆ We are helpful
- ◆ We listen
- ◆ We control ourselves
- ◆ We are polite
- ◆ We treat everyone in school as a friend
- ◆ We make a positive impact on our environment

Our Learning Culture

There will be many things which you will learn at Ada Lovelace which will allow you to position yourself to do well in your life - both during school and when you leave. Some of these things will be about learning skills and some will be about mastering new information.

In year 7, as well as learning new subjects you will learn skills which are essential for you to do well whichever subject you are in. Teachers in all your morning subjects will refer to these in the same way so that you get used to using them. You might like to think in advance of coming to Ada Lovelace CofE High School about what some of these learning skills might involve.

The skills are to :

- ◆ Memorise accurately
- ◆ Listen Intently
- ◆ Read Critically
- ◆ Apply systems
- ◆ Discern logical Patterns
- ◆ Form coherent arguments
- ◆ Speak Purposefully
- ◆ Write cogently
- ◆ Explore Analytically

Creative Applications

In our afternoon lessons we will apply these skills as well as practising our abilities to work creatively in groups as part of the elective programme:

- ◆ Exercise Curiosity and Enquiry
- ◆ Look Outward
- ◆ Act Responsibly
- ◆ Engage Creatively
- ◆ Work Co-operatively
- ◆ Apply systems

Term Dates 2023/24

Autumn Term

Wednesday 6th September – Wednesday 20th December 2023

Staff Training – Wednesday 30th August to Tuesday 5th September

Wednesday 6th September – Year 7 Students start

Thursday 7th September - All Students Return

Friday 29th September - Staff Training Day (school closed)

Monday 2nd October – Student Target Setting Day (Students attend for appointment only)

Monday 30th October – Staff Training Day (school closed)

Friday 17th November – Occasional Day (school closed)

HALF TERM: Monday 23rd to Friday 27th October 2023

CHRISTMAS HOLIDAYS: Thursday 21st December 2023 – Friday 5th January 2024

Spring Term

Monday 8th January to Wednesday 27th March 2024

Friday 9th February - Staff Training Day (school closed)

HALF TERM: Monday 12th to Friday 16th February 2024

EASTER HOLIDAYS: Thursday 28th March – Friday 12th April 2024

Summer Term

Monday 15th April - Wednesday 17th July 2024

Monday 6th May – May Day Bank Holiday

Monday 3rd June – Staff Training Day (school closed)

HALF TERM: Monday 27th May to Friday 31st May 2024

END OF ACADEMIC YEAR: Wednesday 17th July 2024



Times of The Day

Our school encourages students to make the most of every day. We start fresh and early in order to make the most of morning time for the core subjects: English, Maths, Science, Languages and Humanities. Our afternoon lessons are longer, allowing students to immerse themselves in practical subjects such as Sport, Computing and Art. The day at Ada Lovelace is much longer than it was at primary school so students should have a snack at morning break—they can bring something suitable to school or buy something in the school café.

Monday to Thursday

08:20 Registration/Assembly	13:10 Lower School Period 5
08:50 Period 1	13:20 Upper School LUNCH
09:40 Period 2	14:00 Period 6
10:30 BREAK	14:50 Period 7
10:50 Period 3	15:40 PM Registration
11:40 Period 4	15:50 End of School Day
12:30 Upper School Period 5	17:00 Extended Elective End Time
12:30 Lower School LUNCH	



Friday

08:20 Registration/Assembly	12:30 Upper School Period 5
08:50 Period 1	12:30 Lower School LUNCH
09:40 Period 2	13:10 Lower School Period 5
10:30 BREAK	13:20 Upper School LUNCH
10:50 Period 3	14:00 PM Registration
11:40 Period 4	14.05 End of School Day

It is the responsibility of the parent to arrange with their child what time they will leave school each day. We do not have staff resources to locate children after school. At the start of a new term the school day may begin later and there are a number of early closure days throughout the year when the children are dismissed at lunchtime. Details of these will be communicated to you via email.

Communication

The school's main method of communication with parents is via email.

Contacting Staff

The first point of contact for any questions or queries about school should be the school office for anything related to administration or your child's tutor for anything else. If your child's tutor is not able to answer your question they will pass this on to the relevant member of staff. Teaching, planning and marking are the priorities for staff and therefore emails will be dealt with around these core responsibilities. We aim to respond within 48 hours of an email.

Specific contact details will be shared with you at a later date. In the meantime please email office@adalovelace.org.uk and your message will be passed on.

Websites

The school website www.adalovelace.org.uk contains lots of information for parents

Independent support and help can be found on www.familylives.org.uk/advice/secondary/

Have you Moved House? Changed Contact Details?

It is very important that we have the correct contact details for all parents at all times. Communication via email is our primary source of contact with you so it is imperative that we have your email address(es). If you move house, change telephone numbers or email address you must inform us by emailing office@adalovelace.org.uk

Travel to School

It is best for students to travel with friends and coming to school together is a great start to the school day. We encourage students to walk or cycle to school. There are student bike sheds available. Your child should wear a helmet and use a D-lock to secure their bike in the bike shed.

For many children the journey to high school is the first time they have travelled alone on public transport. All 11 to 15 year olds need an Oyster Photo card for free travel on buses. The cards are free and should be applied for as soon as possible by completing a form from the Post Office, which the school will countersign. You will need to top up this card with money for tube travel.

Parents who do bring their child to school by car must remember to take extra care outside the school. Parents must not use or block the school vehicle gate as this is a hazard to students and other pedestrians. Parents must not stop in prohibited places, pull out or overtake in a dangerous way, park across or on our neighbours' driveways or perform dangerous U-turns on neighbours' driveways, at the school vehicle gate and near the pedestrian crossing.

Parents **must** wait outside the school gate if collecting their child from school, and must always report to reception if they come on to school site for safeguarding reasons. If you need to visit the school please be aware that there is no parking on the school site. The school is in the London Borough of Ealing's Controlled Parking Zone W which restricts parking between 9.00am-10.00am and 3.00pm-4.00pm Monday to Friday.

Attendance and Punctuality

Attendance

If your child is going to be absent from school due to illness, you must email office@adalovelace.org.uk or call the school and leave a message on the absence line; it is not necessary to speak to a member of staff as all messages are picked up. Notification of absence due to illness should be made before 8.00am each day of the absence. If your child is absent from school for 3 or more days, a medical note or supporting document will be required.

Please note that absences will be marked as unauthorised if no confirmation of absence has been received.

Appointments

If you know in advance that your child is going to be absent from school for a justifiable reason (e.g. for a medical appointment) you should email as above or you can bring a letter giving the reason and details, to the school office. Notification of absence should be made to the school as soon as possible. Parents should inform their child of the appointment details. It is the child's responsibility to report to the school reception at the correct time - we will not be able to collect your child from class. Students must sign out at reception before leaving the premises and will be required to report to reception to sign in if they are returning to school later on.

Please note we do not authorise a whole day for medical appointments, students should attend school before and after the appointment time.

Leave of Absence

Leave of absence for holidays in term time is not permissible under government guidance (November 2013) and the school is not allowed to grant leave of absence in term time unless under exceptional and documented circumstances. Parents may request term time absence by completing and submitting a Leave of Absence Request Form which can be found on the school website or by emailing office@adalovelace.org.uk. The school must warn parents that if you do take unauthorised leave of absence then you will be liable to a fixed penalty fine issued on our behalf by the local authority.

All unjustified absences will be investigated – if you have a problem, it's best talk to someone first.

Punctuality

Considerable importance is attached to punctuality and registration is an integral part of school administration as well as being a legal requirement. Students must always ensure they are **in their form room by 8.20am** at the latest. Students will be marked in 'late' if they arrive after 8.20am and will automatically receive a 30-minute same-day detention. If your child arrives late for school, they must report to reception to be signed in. The school reception will advise your child to go straight to tutor time or assembly or, if necessary, to wait in the reception area until assembly has finished.

Cafeteria

The café is open before school, during break-time and during lunchtime. It is an enjoyable, vibrant and colourful space where students enjoy a range of hot meals, sandwiches, wraps, salads and other deli-style offerings. We have a fully equipped kitchen offering quality and healthy hot and cold food. We are certain that everyone enjoys the café-style dining experience on offer. Parents will need to register with Parent Pay for students to be able to enjoy the cashless service (details will follow). Please note that there is a daily spend limit in the school café and it is the parents responsibility to top-up their child's lunch money regularly via Parent Pay.

Study Club

Ada Lovelace runs a supervised Study Club for Year 7s from 3.45-5.00pm, Monday to Thursday. This will be run in a quiet space where students can complete their lesson prep and homework and have access to school laptops.

School Uniform



We set very high standards for appearance, just as we do with behaviour. Students should wear full school uniform at all times. Any student who is not wearing full and correct uniform will be sanctioned.

Full details can be found in your Induction Pack.

Stockist

PMG Schoolwear Ealing

13 Broadway Buildings, Boston Road, Hanwell, W7 3TT

Tel: 020 8567 1155

Web: www.pmg-schoolwear.co.uk

JUNIPER UNIFORM

154 - 156 Broadway, London W13 0TL


Tel: 0208 998 0144—Web: www.juniperuniform.com

Please make sure that each and every item of your child's school uniform is clearly labelled with their full name and tutor group.

Equipment List

Parents have as much to get used to as the children at the start of term and the key to success is to be really organised and prepared. Students will need to bring in their school planner and a reading book each day, in addition to this they will need the following equipment:

- ◆ Pens - red, green and blue/black
- ◆ Pencil
- ◆ Pencil Eraser
- ◆ Pencil Sharpener
- ◆ 30cm Ruler
- ◆ Glue Stick
- ◆ School Scissors (with rounded edges)
- ◆ White Board Pen & White Board Eraser
- ◆ Highlighters - pink, orange and green
- ◆ Maths Geometry Set - compass & protractor
- ◆ Scientific Calculator - this must be the Casio FX85GT-CW (can be purchased from the school)
- ◆ German Dictionary for home use - this must be the Collins Easy Learning German Dictionary (ISBN: 9780008300265—can be purchased from the school)
- ◆ Black Sketch Book—To be purchased from the school in September.



In addition to the equipment listed above and their school uniform, students will need:

- ◆ Colouring pencils or felt-tips pens
- ◆ A reading book
- ◆ Clear covering film or transparent book protectors to cover school books
- ◆ A4 lined and plain paper for homework
- ◆ Access to a computer and the internet is very useful for homework.

An equipment check is carried out every Monday morning. A wide range of stationery is available to purchase from Ada Lovelace's Student Services which is open during breaktime and lunchtime.

It is the student's responsibility to prepare their school bag every night so that it is ready for the next day. If they forget something, they will face a same-day detention. Even if you believe a forgotten item was your fault, we are not able to take items from parents at reception. This is fair to the whole school community and helps students become even more independent and responsible for their own organisation.

The Conduct System

The school operates a positive and negative points system:

- ◆ Students will be rewarded with positive points for good behaviour, good participation in class, good work and many other achievements. Successes are celebrated in tutor time, in school assemblies and in the school newsletter.
- ◆ As we have the highest expectations of our students, sanctions will be enforced for poor behaviour. Each negative point given to a student equates to a same-day 15-minute after-school detention. Continued poor behaviour will result in an additional detention after school on Thursday.

When a detention is issued, parents will be notified via email. Students will not be excused from detention unless they have a medical appointment (evidence will be required).

Homework

Homework

Homework can be one of the biggest changes affecting parents when their child starts high school. The assignments children are given are often much more fun than anything we did at school, but they can also be time-consuming and challenging. Ada Lovelace sets two types of homework:

- ◆ **Lesson Prep**—a short task (15-20mins) which is set daily and will set up the learning for the next lesson or consolidate the learning which has taken place in that lesson.
- ◆ **Standardised Homework Assignments**—a longer task that will be set after a sequence of lessons and will be used to assess your child's progress in a particular skill or topic area.

Top Tips for Homework

- ◆ Check your child's planner daily; this is the best way to see what your child has to do each evening. **You will need to sign your child's planner on a weekly basis.**
- ◆ Provide a quiet space for homework to be completed.
- ◆ Establish a routine for homework. Find out what works best for your child. Some prefer a break when they get home from school, others prefer to get straight on with the work after a quick snack.
- ◆ Encourage your child to take responsibility for their own homework, so that they get down to it without nagging from you!
- ◆ If possible, make time to help your child with their homework. This does not mean doing it for them, but you might make suggestions, source appropriate websites or check the content and accuracy of their work. You may need to help by finding appropriate books at your local library.
- ◆ Make sure your child spends a reasonable amount of time on homework, neither too much nor too little. They should still have time to watch their favourite TV programme, see friends and attend activities outside school.

Mobile Phones

Parents who wish their child to carry a mobile phone to school should do so only according to the following:

- ◆ The phone must not have internet access and must not have a camera
- ◆ Suggested phone models to meet our policy include the following types - Alcatel 1016G, Nokia 105, Samsung E1200
- ◆ The phone should be clearly marked with the student's full name
- ◆ The phone should be switched off before the student enters the school site and placed in their school bag
- ◆ The phone should not be brought out at any point during the school day and should only be used after school when they are out of sight of the school entrances
- ◆ A school brand mobile phone remains the responsibility of the student at all times and the school will not take action if it is lost or stolen
- ◆ If a student is allowed to take a mobile phone on a school visit/residential trip it must be a school approved mobile phone

There may be occasions where a member of staff is required to search a student's bag to look for a mobile phone (this will be done in accordance with the DfE guidance on searching and screening):

- ◆ If during a search a 'school phone' is found it will not be confiscated provided it does not contain any evidence relating to an investigation and is found switched off
- ◆ All non-school recommended phones and 'school phones' that are not switched off will automatically be confiscated as part of a search
- ◆ Any phone that is seen or heard during the school day (school issue or otherwise) will automatically be confiscated

When a phone is confiscated:

- ◆ If it is a school-approved mobile phone and does not contain information pertaining to an investigation, it may be collected by a parent at the end of the school day. It will not be returned to the student.
- ◆ If it is a non-approved phone, neither the phone nor the SIM card will be returned until the end of the full school term in which it is confiscated. **No exceptions** will be made to this rule so you must ensure your child does not bring a non-approved mobile phone onto the school premises under any circumstances.



Nokia 105



Samsung E1200



Alcatel 1016G

The House System

The house system creates unity between tutor groups across the year groups. This happens through inter-form competitions, sporting activities and the termly conduct point competition.

The Houses are named after famous Mathematicians or Scientists, using the initials of Ada Lovelace:

ADLOVEC

Archimedes	(Red)	Archimedes
Descartes	(Orange)	René Descartes
Lorenz	(Yellow)	Edward Norton Lorenz
Omar Khayyam	(Green)	Omar Khayyam
Vaughan	(Light Blue)	Dorothy Vaughan
Euler	(Dark Blue)	Leonhard Euler
Curie	(Purple)	Marie Curie



The Welfare Room

The school's Welfare Room is located beside the school office, near the main reception. It contains all of the necessary fixtures, equipment and supplies necessary.

The Welfare Room is serviced by First Aiders who are on site from 7.45am until 5.15pm. Kindly note that the First Aiders are only able to provide immediate medical attention. They are not able to help with daily ailments, something that happened the night before or over the weekend.

Parents are expected to:

- ◆ Advise the school regarding any medical appointments their child has during school time
- ◆ Provide information about their child's medical condition on the Emergency Contact Form via the link that they were sent with their Welcome Email and on a hardcopy Care Plan
- ◆ Update the school concerning any changes regarding their child's medical condition
- ◆ Provide the school with any necessary medication ensuring that it is in date, in its original packaging and pharmacy labelled. Medication should be handed in to reception with a Medication Permission Form (available at Reception). The medication should be taken home where possible.
- ◆ Agree to provide an Individual Healthcare Plan and comply with the Trust's First Aid and Support for Pupils with Medical Conditions Policy.

Pupils are expected to:

- ◆ Report to reception at the correct time if they have a medical appointment during school time
- ◆ Speak to a member of staff if they feel unwell or have been involved in an accident and then report to Student Services so that they can be assessed and instructed to go to the Welfare Room
- ◆ Carry any life-saving medication (e.g. Epi-pens and Inhalers) on their person at all times - this includes during PE lessons (the teacher may be able to hold the medication if necessary)
- ◆ Be responsible for their own medication on day trips and residential trips. If your child does not have their in date medication with them on the day of the trip, they will not be permitted to go.

Electives

Mornings are dedicated to the core subjects: English, Maths, Science, Languages and Humanities. The longer afternoon lessons, called Core Electives, focus on practical subjects: Art, Sport, Computing, Music and Ethics. This combination is central to delivering our 10:10 Ethic.

There are excellent facilities at Ada Lovelace including a multi-usage games area, dance and drama studios, art labs, laptops, many musical instruments and state-of-the-art science labs.

At Ada Lovelace CofE High School we are also able to deliver a wide range of voluntary after-school clubs, called Extended Electives, some examples are listed below with other Wider Learning opportunities.

Extended Electives

Here are just a few examples of the kind of Wider Learning Opportunities your child will be offered during their time at Ada Lovelace CofE High School:

- ◆ Sports Clubs
- ◆ Music Ensembles
- ◆ Chess Club
- ◆ School Magazine
- ◆ School Choir
- ◆ Spelling Bees
- ◆ Science Club
- ◆ Theatre Visits
- ◆ Cross-curricular Projects
- ◆ Local, Regional & National Competitions



With so many clubs taking place around our school site, staff are not able to look for students after school. It is really important that students and parents discuss plans for after school on a daily basis so that both parties know the after-school plans.

Take a Deep Breath!

Breathing is automatic and you do not have to think about doing it in order to stay alive. However we can learn to breathe more effectively – especially in particular circumstances. Singers and athletes both learn to control their breathing in order to become more powerful or more effective. Good breathing can make us more alert and more controlled. By taking more oxygen into our bodies it can help us concentrate on what we are doing. This will help us be calm and reflective both in our thinking and our prayer. Lazy breathing will make us less energetic if we slouch and use shallow breaths we give less oxygen to our brains.

This is why at Ada Lovelace CofE High School we will practice a simple discipline of sitting up straight and taking good deep breaths. We will always do this exercise at the start of our assemblies and in our prayer and reflection times. However our best students will learn to manage their posture so that they breath well and are alert all the time – especially in class.

Breathing Properly

Here is a simple breathing exercise to achieve good breathing:

- ◆ **Place your hands at the base of the rib cage.**

The lungs go that far down. What fills them deeper is the pulling down of the diaphragm which is a membrane at the bottom of the chest cavity. The diaphragm creates a suction which draws air into the lungs. Air is then expelled when the diaphragm is pushed up. In this process, the life-giving oxygen fills the lungs and gets into the blood stream for distribution to the cells. Carbon dioxide is expelled from the blood into the about-to-be exhaled breath, thus cleansing the body and blood of waste products.

- ◆ **Lay the palms of your hands just below the rib cage, middle fingers barely touching each other, and take a slow deep breath.**

As the diaphragm pulls down, the stomach will slightly expand causing the fingertips to separate a little. This indicates you have used your lungs fully with a proper deep breath. Simply puffing up your chest when you breathe fills only the upper and middle part of your lungs and does not give you maximum lung capacity. Deep breathing using the diaphragm increases energy and decreases tension in challenging situations.

Positioning Yourself to do Well

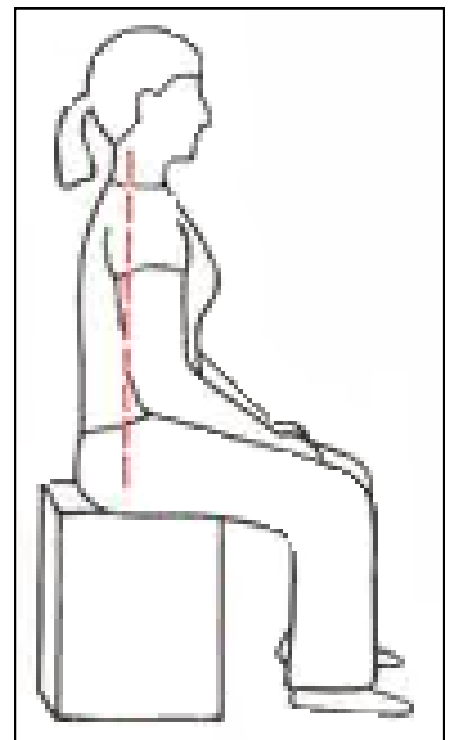
There is one other very simple thing which you can do ... which is about positioning yourself to do well...

It is so simple that it can become automatic ... but it really does puts you in the right position to learn, quite literally!

Proper sitting posture involves upright spine, your head being held over your neck, your ear canal in line with the middle of your shoulder, shoulders relaxed (not pulled backwards with the chest sticking out), pelvis slightly tilted forward (not tucked or over-tilted), knees below or at level of the hips, and feet placed firmly flat on the floor shoulder width apart, toes pointing forward.

Our Reflection Routine:

1. Sit up straight and tall. Exhale – ensure your stomach is flat.
2. Inhale through your nose and, at the same time, relax the stomach muscles. Feel as though your stomach is filling with air.
3. After filling the stomach, keep inhaling. Fill up the middle of your chest. Feel your chest and rib cage expand.
4. Hold the breath in for a moment, then begin to exhale as slowly as possible through your mouth.
5. As the air is slowly let out, relax your chest and rib cage. Begin to pull your stomach in to push out the remaining breath.
6. Close and relax your eyes, and repeat the exercise focusing on your breathing.
7. Relax your face and mind.
8. Let everything go.
9. Practice for 3-5 minutes.



Ear over shoulder, pelvis slightly tipped forward

Being Prayerful

Ada Lovelace is a Church of England school. Every time we gather together as a community we will start with a greeting and end with a prayer and a response which we can listen to or say together. This will give us a moment to remember ourselves before God – in advance of talking about the things which we want to talk about. How we breathe and how we sit will help us to be prayerful and reflective also.

Here are some of our favourite greetings and responses:

Christ has no body but ours;
No hands; no feet on earth but ours.

Ours are the eyes with which he looks
with compassion on this world.

Ours are the feet with which he walks to do good,
Ours are the hands, with which he blesses.

After Teresa of Avila (1515–1582)

Serenity prayer

God, grant me the serenity
to accept the things I cannot change,

Courage to change the things I can
and the wisdom to know the difference.

Living one day at a time;
enjoying one moment at a time.

after Reinhold Niebuhr

All shall be well

And all shall be well

And all manner of things shall be well

All life is a precious thing

Held in the Palm of God's Hand

Amen

after Julian of Norwich

Love is patient; love is kind
never boastful or jealous or proud

Love is never rude or self-seeking
doesn't take offence or store resentment

Love does not rejoice at wrong-doing
but finds joy in the truth

Love bears all things, trusts all things:
love hopes and love endures.

From 1 Corinthians 13

What Happens Next?

Welcome Presentation: Thursday 29th June 2023 - 6.30pm to 8.00pm

The Welcome Evening is designed to introduce you to Ada Lovelace CofE High School and the Twyford CofE Academies Trust and to ensure that you have all the information required for the first day of term - Wednesday 6th September 2023. Students will also be able to meet their tutor.

Induction Day: Friday 30th June 2023 - 8.30am to 3.30pm

In the morning you will undertake a series of baseline tests in literacy, numeracy, problem solving and logic. Students do not need to be anxious about this and preparation will not be required.

Students should wear their primary school uniform and bring a packed lunch or £2.50 to purchase a lunch pass from their tutor.

Individual Meetings: Week Beginning 3rd July 2023

You will have been given individual appointment times in your 'Welcome to Ada Lovelace' letter. Individual meetings are not a test....just a chance to get to know you a little better.

We will ask you about:

- ◆ What you enjoyed most at Primary school
- ◆ Whether you have any worries about coming to Secondary School
- ◆ What you like doing outside of school

What you need to bring:

- ◆ Your latest school report (if you have one)
- ◆ All of the forms enclosed in this welcome pack (please complete and sign the forms **before** your individual meeting)

Welcome Service: Wednesday 6th September 2023 - 9.30am to 11.00am

To mark the special event of your child's first day at Ada Lovelace we would like to invite parents and students to attend a Welcome Service. Please arrive for 9.30am. The Welcome Service will commence at 10.00am and will be followed by a reception for parents whilst students gather in their forms groups.

Trust Anthem

Each Day A New Day

In This Special Place

Each day a new day in this special place;
Hearts firm in faith, sustained within your grace.

Building our lives in truth and harmony;
Constantly growing in community.

Here for a purpose, ambitions to fulfil;
Resourceful in effort and resilient in will.
Our lives enriched in reflection of your ways;
For these and all your gifts we give you praise.

As we move forward, new thresholds to explore;
Excellence our goal, achievement the reward.
Grant us direction, your principles affirm;
Inspire our intention as we seek to serve.

Be present now, our comforter and guide;
Life in abundance, vision you provide.
Fulfil your promise to be ever near;
Confer your blessing as we gather here.

Words and Music ©2013 Keith Routledge

Ada Lovelace C of E High School

Park View Road, Ealing, London, W5 2JX

Tel: (0)20 3540 0200

E-mail: office@adalovelace.org.uk

Website: www.adalovelace.org.uk