

GCSE Mock Examinations

Altruism – Leadership – Diversity – Excellence - Resilience

	8:30 start	Period 1	Period 2
Mon 24/06		Biology Triple 55 minutes Combined 45 minutes	
Tues 25/06		Maths 45 minutes	
Wed 26/06		English Literature 45 minutes	
Thurs 27/06		Music and Health & Fitness 45 minutes	
Fri 28/06		Business Studies 45 minutes	

Period 3	Period 4
Chemistry Triple 55 minutes Combined 45 minutes	
Psychology 45 minutes	
Spanish Listening Foundation 45 minutes Higher 55 minutes	
History 45 minutes	
Spanish Reading Foundation 45 minutes Higher 55 minutes	

13.30 start	Period 5
	Physics Triple 55 minutes* extra time in class Combined 45 minutes
	Drama 45 minutes
	RE Full Course 45 minutes
	Comp Science 45 minutes
	Hospitality and Catering 45 minutes



Line-up

- Before form (8:20am), you can check your seat on your individual exams timetable, or on the wall near A1
- Put your bags and blazers in your locker
- Get your mark from your form tutor
- Walk down to the Dance Studio (with form tutor leading if it is a full cohort exam)
- Line up silently and sensibly next to your form's sign
- Wait to be called in to the exam hall, one form at a time

Altruism – Leadership – Diversity – Excellence - Resilience



Entering the Examination Hall

- Enter via the side door near Student Services, in complete silence
- Sit down in your seat
- Stay silent
- Await and listen to instructions

Altruism – Leadership – Diversity – Excellence - Resilience



Rules and Behaviour

- No blazers
- No bags
- No mobiles
- No watches
- No pieces of paper
- No correcting fluid
- Highlighters can only be used on the question paper, but not on your answers

Altruism – Leadership – Diversity – Excellence - Resilience




Rules and Behaviour

- No talking
- No turning around
- Do not make eye contact with others
- No silly noises
- Do not distract others
- Do not move or put your legs/feet near others
- Do not draw/graffiti on your desk or examination paper
- Remain in silence even if you finish early
- There will be no toilet breaks, unless this is part of your access arrangement

NO MOBILE PHONES NO WATCHES

NO POTENTIAL TECHNOLOGICAL/WEB
ENABLED SOURCES OF INFORMATION



Possession of unauthorised items, such as a mobile phone
or any watch, is a serious offence and could result in

DISQUALIFICATION

from your examination and your overall qualification.



Equipment

- Clear/transparent water bottle **NO LABELS**
- Clear/transparent pencil case **NO LABELS**
- Equipment e.g. more than one black biro, HB pencil, ruler, rubber etc
- **Calculators are required for Maths, Science, Business Studies and Psychology**

Altruism – Leadership – Diversity – Excellence - Resilience



Consequences

- Removal and malpractice forms, like the real GCSEs, will be filled in by the invigilators
- In the real GCSEs, these forms will be sent to the exam board
- They make a decision on disqualification
- This year, we had 2 malpractice incidents, which resulted in those students losing 40% of their marks for that subject

Altruism – Leadership – Diversity – Excellence - Resilience



The End of the Exam

- Stop writing as soon as the time ends, unless you have extra time.
- Papers will be collected in rows
- Examination conditions remain until you are outside of the examination room

Altruism – Leadership – Diversity – Excellence - Resilience

Exam Desks

A1

REMEMBER
EXAM RULES NOW APPLY

- DO NOT have a mobile phone, smart watch, or any other unauthorised material on your person.
- Watches **MUST NOT** be worn.
- You must use a **BLACK PEN**.
- Water bottles must be clear, with no labels.
- Silence until you have left the exam room. If you need anything, you must put your hand up.

Photograph

Name:

Centre Number: 33543

Candidate Number:

Altruism – Leadership – Diversity – Excellence - Resilience




Access Arrangements

- 25% extra time: any work completed in extra time should be done in **red pen**
- Reader pen: your reading pen will be on the desk
- Rest breaks: if you are entitled to rest breaks, put your hand up if you need one
- Scribe: an invigilator will write for you
- Laptop: laptops will be on your desk, with instructions on how to set up a document to type on

Altruism – Leadership – Diversity – Excellence - Resilience

Laptops





Start New Exam



Open Existing




Documentation



Test Default Printer



Exit

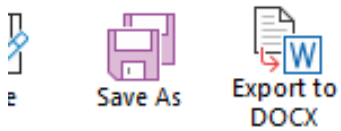


ExamWritePad

Version: 22.12.19.1924



Help



Full Name	<input type="text" value="test person"/>
Candidate Number / Learner Registration Number	<input type="text" value="1111"/> (Max. 4 characters)
Centre Name	<input type="text" value="ExamWritePad Test Centre"/>
Centre Number	<input type="text" value="33453"/>
Exam Board	<input type="text" value="Internal/Mocks"/>
Subject Title	<input type="text" value="English Literature"/>
Codes	
Specification / Syllabus / Entry / Qualification	<input type="text" value="A100"/> Where do I find the codes ?
Component / Unit / Batch	<input type="text" value="2"/>

When all fields are filled in, click Save & Close to enable printing.
Any errors will be highlighted.

 Close

 Save & Close



Access Arrangements

- If you have access arrangements (25% extra time, laptop, scribe, reader pen, etc) but don't use them, you will need to sign a form from the invigilators before you leave the hall
- Stay behind until you have done so

The
Exams Office

Instructions for Candidates

2023/24