

Year 7

Design & Technology

Pencil holder project:
measuring & making



Analysing briefs



Using tools &
equipment safely



→ Year 7...

Drawing
techniques: one
point perspective



Pencil topper project:
sources of funding



Evaluating own work
& the work of others



Motions



Prototypes



Designing to a
specification



Pencil topping packaging
project: logos

Design ideas



Line bending,
thermoforming
& plastics



Coat hook
project:
design brief



Packaging

← To Year 8...

Year 8

Design & Technology

Block bot project:
health & safety



Using tools &
equipment




Drawing one point
perspective



→ Year 8...

Timber
classifications



Design brief



Utensil project:
health and safety



Evaluating their
work and the work
of others



Ergonomics &
anthropometrics



Hand tools



Risk
assessments



Finishing
techniques

← To Year 9...

Year 9

Design & Technology

Bird Box



L1. Habitats
Task analysis



L2. Setting
out rods



→ Year 9...

Storage
box project



L4. Evaluate



L3. Using tools and
equipment
safely




Risk
assessment



Using tools &
equipment




Finger joints



Evaluation



Two point
perspective



← To Year 10 Construction...

Year 10

Construction

Photo frame: mitre joint
& corner halving joint



Pre-construction



Photo frame: risk assessments
& setting out rods



→ Year 10...

Sub structures
& hazards



Photo frame: setting out
rods & Dimensions



Materials, flooring
& structural forms




Photo frame: T-halving
joint & dowel joint

Shelving unit: dovetail
halving joint & t-bridge joint



Shelving unit: setting out
rods, mortise & tenon joints




Strength and stability
& cavity walls



Types of walls, roofs &
weather resistance



Drawing skills &
NEA preparation



Live joinery exam



Thermal &
sound insulation

← To Year 11...

Year 11 Construction

Mock brief



Task analysis




Site plans & floor plans



→ Year 11...

EXAM



Live NEA exam



Perspective drawings



Client brief




Revision: floors, walls, foundations, roofs & types of sites




Revision: site set-up, hazards & fire resistance



Revision: toofs & types of sites



Final written exam



Practice exam papers



Practice exam papers