

Year 7

Design & Technology

Pencil holder project:
measuring & making



Analysing briefs



Using tools &
equipment safely



→ Year 7...

Drawing
techniques: one
point perspective



Pencil topper project:
sources of funding



Evaluating own work
& the work of others



Motions



Prototypes



Designing to a
specification



Pencil topping packaging
project: logos

Design ideas



Line bending,
thermoforming
& plastics



Coat hook
project:
design brief



Packaging

← To Year 8...

Year 8

Design & Technology

Block bot project:
health & safety



Using tools &
equipment



Drawing one point
perspective



→ Year 8...

Timber
classifications




Iterative
design



Happy meal project
& typography



Evaluating their
work and the work
of others



Nets




Key ring project
thermoforming &
thermo setting



Dream home project:
introduction to
construction



Client brief



Two point
perspective



Floor plans

← To Year 9...

Year 9

Design & Technology

Utensil project:
health and safety



Design brief



Ergonomics &
anthropometrics




→ Year 9...



Finishing
techniques



Risk
assessments



Hand tools




Storage
box project




Risk
assessment



Using tools &
equipment



Two point
perspective



Finger joints

← To Year 10 Construction...

Year 10 Construction

Photo frame: mitre joint
& corner halving joint



Pre-construction



Photo frame: risk assessments
& setting out rods



→ Year 10...

Sub structures
& hazards



Photo frame: setting out
rods & Dimensions



Materials, flooring
& structural forms

Photo frame: T-halving
joint & dowel joint



Shelving unit: dovetail
halving joint & t-bridge joint



Shelving unit: setting out
rods, mortise & tenon joints




Strength and stability
& cavity walls



Types of walls, roofs &
weather resistance



Drawing skills &
NEA preparation



Live joinery exam



Thermal &
sound insulation

← To Year 11...

Year 11 Construction

Mock brief



Task analysis




Site plans & floor plans



→ Year 11...

Live NEA exam



Perspective drawings



Client brief



Revision: floors, walls, foundations, roofs & types of sites




Revision: site set-up, hazards & fire resistance




Revision: toofs & types of sites



Final written exam



Practice exam papers



Practice exam papers

