




Alsom
High School

Achieving Excellence Together

Year 8 Revision Support June 2026



English Language



Y8 Revision Booklet Template – Faculty Leader

Subject Name	English Y8
Head of Faculty	Mrs Morley
Introductory Text	Creative Writing
Useful website/resources	Spelling, punctuation and grammar - GCSE English Language - BBC Bitesize Writing Skills - Creative and narrative writing - BBC Bitesize Knowledge Organiser

Week Commencing	Topic/Paper/Question	Resources/page number
11 th May	SPaG (spelling, punctuation and grammar) <ul style="list-style-type: none"> • Spelling, Grammar and Punctuation Revision • Key Vocabulary Revision 	Common errors worksheet Capital Letters, full stops and commas worksheet
18 th May	Key Vocabulary <ul style="list-style-type: none"> • Atmosphere • Pathetic fallacy • Adverbs • Adjectives • Foreshadowing 	Gothic Writing Knowledge Organiser <i>Key Vocabulary and Definitions</i>
25 th May	Show Not Tell Using 'Show not tell' through the use of the following: <ul style="list-style-type: none"> • Five senses • A range of sentence types 	Gothic Writing Knowledge Organiser – Week Two Task
1 st June	Adjectives & Adverbs <ul style="list-style-type: none"> • Adjective – describes a noun • Adverb – describes a verb 	Gothic Writing Knowledge Organiser – Week Three Task
8 th June	Characters How can I develop a character?	Gothic Writing Knowledge Organiser – Week Four Task

15 th June	Assessment preparation: <ul style="list-style-type: none"><li data-bbox="539 241 852 309">• Descriptive Writing Techniques<li data-bbox="539 320 938 387">• See revision from the 25th May	Revision resources provided by teachers
-----------------------	---	---

Key Vocabulary and Definitions



Genre - a style or category of art, music, or literature.

Conventions - a set of typical rules which are generally accepted.

Setting - an environment or surrounding in which an event or story takes place.

Atmosphere - tone or mood of a place, situation, or creative work.

Pathetic Fallacy – when the weather reflects the mood.

Adverb - a word used to describe a verb (action word).

Adjective – a word used to describe a noun.

Imagery – vivid, descriptive language designed to paint pictures in the reader's mind. Similes, metaphors and personification.

Tension - a feeling of nervousness, excitement, or fear.

Foreshadowing - a writer gives an advance hint of what is to come later in the story.

Dialogue - A conversation between two or more people in a novel, play, story or film.

Y8 Gothic Genre Knowledge Organiser

Genre Conventions

- Death and darkness
- The Supernatural
- Curses or prophecies
- Madness or paranoia
- Mystery, terror and suspense
- Superstition




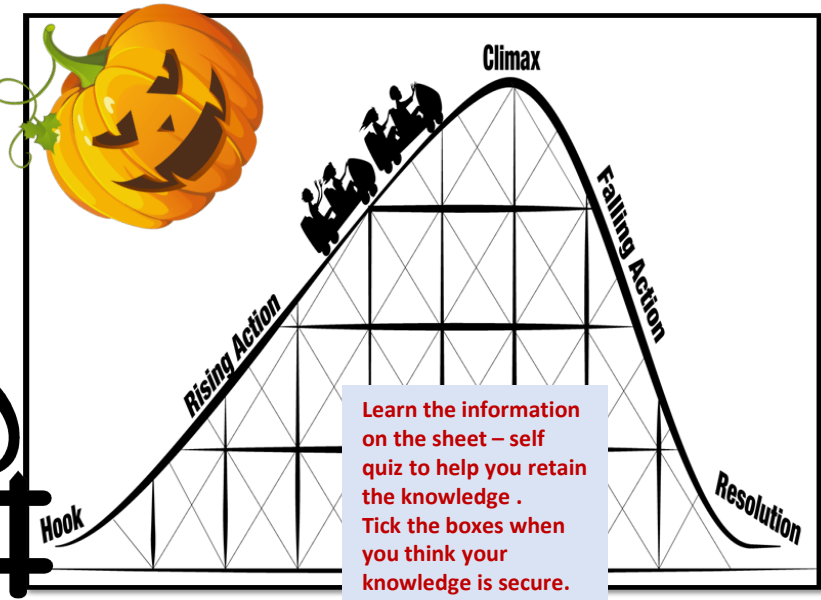
Typical Settings

- Wild Landscapes
- Medieval castles or churches
- Gloomy, decayed or ruined environments
- A haunted house or school, funfair or forest
- Volatile and threatening weather



Structure of a Story

1. **Hook** – Introduce setting and characters
2. **Rising Action** – The narrative begins to develop
3. **Climax** – The action is at its highest point. The tension and build up has reached a crisis point.
4. **Falling Action** - the main problem of the story is resolved. The story begins to slow down.
5. **Resolution** - any remaining problems are resolved and the story comes to an end.




Week 1 Conventions

A convention is a rule, tradition or the way that something is usually done. Make a mind map of things that we might expect to find in a ghost story. Think about things like setting, weather, characters, plot, colours, mysterious objects etc.

Week 2 Show not tell

'The weather was hot' is an example of **TELLING**.
'The sun burned against my skin; beads of sweat rolled down my face' is an example of **SHOWING**.

Change the sentences below to sentences that 'show' rather than 'tell'.



1. Joe was terrified.
2. She was shocked.
3. The house looked scary.
4. I heard footsteps behind me.
5. The moon was shining.
6. I heard scary noises.
7. It was dark.
8. It was silent.
9. There was a strange smell.
10. It was cold and foggy.



Narrative Writing –Gothic Genre Home Learning Tasks

Week 3 Adverbs


Adverbs are words that tell us more about a verb. Adverbs tell us **how, when or where** the action (**verb**) took place.

E.g. The sun **burned fiercely** against my skin;
beads of sweat **gently rolled** down my face.

Using your improved sentences from Week 2, identify the verb in each sentence and try to add further detail by including an adverb.



Week 4 Character



Choose one of the images above. Write as much information as you can to develop this character. Name, age, words to describe personality, hobbies, likes and dislikes, fears, friends, enemies. How would you present them as a character in a ghost story?

Week 5 Tension



Imagine you are approaching this house. Describe the walk to the building creating as much tension as possible. Use as many of the following techniques as you can to help:

Repetition, Range of sentences, Pathetic fallacy, Sensory imagery – seeing, hearing, Narrator's feelings, Detailed description Adjectives, Adverbs, Similes, Metaphors, Personification.

Week 6 Story Structure

Using the story structure over the page on the knowledge organiser, **design a detailed plan** for your own ghost story. Ensure you include information for each section of the story. Decide what type of ending you will use e.g. Cliff-hanger ending, Plot twist ending, Happy ending, Learning a lesson ending, Question ending, Crystal ball ending

Capital Letters, Full Stops & Commas

*Read through the short story below. It is missing **a)** beginning-of-sentence capital letters, **b)** capital letters for the 'I' pronoun, **c)** full stops, and **d)** commas. Add these to the piece and then write it out neatly and accurately on lined paper.*

when we reached the cinema we found it was awfully busy the queue to buy tickets ran out of the entrance and all the way round the building thankfully we had bought our tickets online the website let us print them at home which meant we didn't have to queue at all we went straight through to the screen and sat down in the comfortable chairs i was so relaxed i almost fell asleep during the trailers

when the film started i was annoyed at the number of people crunching popcorn and slurping fizzy drinks they were quite noisy and didn't seem very interested in the film perhaps i was jealous because i was actually very hungry the film was excellent though and it soon took my mind off my appetite it was about a man who gets struck by lightning and then discovers he can communicate with plants and animals he has many strange and funny experiences my favourite part is when he finds out what his pet cat really thinks of him the ending was quite unexpected but extremely clever

by the time the film was over we were all very hungry we had dinner in a fantastic restaurant a few streets away from the cinema to begin with i shared a prawn salad with my dad for my main course i had steak and chips with chestnut mushrooms and a dollop of mustard for dessert i had lemon cheesecake and a cup of coffee we don't normally eat out so it was a real treat for me afterwards we went for a walk around town to help digest our food then we drove home and i went straight to bed




Common Errors

Read through the sentences below and correct the single spelling, grammar or punctuation error in each one. These errors often appear in students' work.

- 1) They like football alot.
- 2) John is he's friend.
- 3) The pea's were delicious.
- 4) "Be quite," said the teacher.
- 5) I live just passed the supermarket.
- 6) Whose that woman over there?
- 7) We never go nowhere in winter.
- 8) Lucy said she seen the thieves running away.
- 9) They cooked the meal theirselves.
- 10) Do you like swimming.
- 11) The cat licked it's lips.
- 12) Tim writes very quick.
- 13) I would of made you a cup of tea if you'd asked.
- 14) Its been a long day.
- 15) Where are the instructions what came with it?
- 16) I done my first aid training at a local community centre.
- 17) Whatever you do, don't loose your passport today.
- 18) Giles looked up at a aeroplane.
- 19) My favourite music is rock n roll.
- 20) Two halves make a whole.
- 21) Your going to hurt yourself if you keep doing that.
- 22) We went to a café where they serve really nice breakfast's.
- 23) Then he shouted at the top of his voice: "I'm the king of the world."



Mathematics



Y8 Revision Booklet

Subject Name	Maths
Head of Faculty	Mr K McCallan
Introductory Text	Your Sparx End of Year Assessment is a chance to show what you have learned in maths this year and how your skills have improved. The test will include a range of questions from topics you have practised on Sparx Maths, such as fractions and percentages, ratio, sequences, equations, graphs, angles, area, and probability. Some questions will be similar to your homework, while others will ask you to think more carefully and apply what you know. To prepare, make sure you complete your Sparx homework each week and use Independent Learning to practise topics you have found more challenging.
Useful website/resources	www.sparxmaths.uk

Week Commencing	Topic/Paper/Question	Resources/page number (Booket from lesson)
18 th May	<ul style="list-style-type: none"> • Percentages and Money • Index Laws • Solving Equations • Sequences • Ratio 	www.sparxmaths.uk/ Independent Learning
25 th May	<ul style="list-style-type: none"> • Rounding • Co-Ordinates • Area and Circumference • Standard Form 	www.sparxmaths.uk/ Independent Learning
1 st June	<ul style="list-style-type: none"> • Venn Diagrams • Nets, Surface Area and Volume • Linear Graphs 	www.sparxmaths.uk/ Independent Learning
8 th June	<ul style="list-style-type: none"> • Transformations • Angles • Statistical Diagrams 	www.sparxmaths.uk/ Independent Learning

Science



Y8 Revision Booklet Template – Faculty Leader

Subject Name	Science
Head of Faculty	Miss Bohan
Introductory Text	Please use the SPARX codes below for revision
Useful website/resources	https://www.bbc.co.uk/bitesize/subjects/zng4d2p

Week Commencing	Topic/Paper/Question	Sparx Independent Learning Code
18 th May	<ul style="list-style-type: none"> • Genes • Forces 	F288, F481, F215, F832, F535, F332, F677, F857, F819, F318, F959 F312, F224, F236, F942, F560, F327, F728
25 th May	<ul style="list-style-type: none"> • Matter • Organisms 	F346, F958, F394, F720, F343, F782, F632 F105, F513, F326, F248, F987, F605, F550, F690, F719, F411, F557F815, F980
1 st June	<ul style="list-style-type: none"> • Electromagnets • Energy 	F610, F130, F895, F256 F243, F541, F675
8 th June	<ul style="list-style-type: none"> • Reactions • Ecosystems • Waves 	F553, F140, F788, F722, F176, F242 F950, F638, F216, F281, F111, F578, F531 F744, F891, F598

Geography



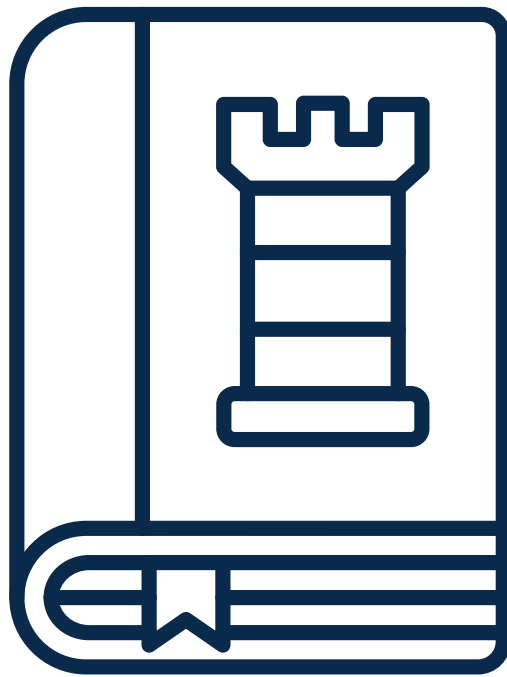
Y8 Revision Booklet Template – Faculty Leader

Subject Name	Geography
Head of Faculty	V. Chumley
Introductory Text	This exam is based on everything you've learned in Year 8 Geography. It will help you get ready for future topics, build your knowledge, and hopefully inspire you to continue studying Geography at GCSE.
Useful website/resources	BBC bitesize Knowledge Organisers Exercise books Don't forget your lessons and resources can be accessed on Microsoft Teams.

Week Commencing	Topic/Paper/Question	Resources/page number
18 th May	<u>Tectonics</u> <ul style="list-style-type: none"> • Different volcanoes • Living near volcanoes • Measuring earthquakes • Earthquake proof buildings 	Plate Tectonics guide for KS3 geography students - BBC Bitesize Tectonic hazards and volcanoes guide for KS3 geography students - BBC Bitesize Microsoft teams
25 th May	<u>Climate</u> <ul style="list-style-type: none"> • Difference between natural and enhanced climate change • Extreme weather • Formation of a tornado 	Extreme weather in the UK - KS3 Geography - BBC Bitesize Climate change - KS3 Geography - BBC Bitesize Microsoft teams
1 st June	<u>Rivers and coasts</u> <ul style="list-style-type: none"> • Waterfall characteristics • Waves • Stack formation 	Rivers are part of the water cycle. Learn about river processes and landforms in this geography guide for students aged 11 to 14 from BBC Bitesize. - BBC Bitesize Coastal processes and landforms - BBC Bitesize

8 th June	<u>Africa</u> <ul style="list-style-type: none">• Child soldiers• Blood diamonds• The causes and effects of conflict in Africa	Africa - 1: Overview of physical geography. KS3. - BBC Teach Microsoft teams
----------------------	--	---

History



Y8 Revision Booklet Template – Faculty Leader

Subject Name	History
Head of Faculty	Miss Clouston
Introductory Text	<p>You will be assessed on the topics you have studied in Year 8 History:</p> <ul style="list-style-type: none"> • The British Empire • Transatlantic Slave Trade • Industrial Revolution • Suffragettes • Civil Rights in the USA
Useful website/resources	BBC Bitesize Microsoft Teams

Week Commencing	Topic/Paper/Question	Resources/page number
18 th May	<p>The British Empire</p> <ul style="list-style-type: none"> • Britain’s colonisation of America & Australia • The East India Trade Company • India’s fight for independence led by Gandhi • The Scramble for Africa 	<p>Microsoft Teams BBC Bitesize - What was the British Empire? - BBC Bitesize</p>
25 th May	<p>Transatlantic Slave Trade</p> <ul style="list-style-type: none"> • Triangular Trade Route • The Middle Passage • Life as a slave on a plantation • Abolition of slavery 	<p>Microsoft Teams BBC Bitesize – The transatlantic slave trade - KS3 History - BBC Bitesize</p>
1 st June	<p>Victorian Britain</p> <ul style="list-style-type: none"> • Industrial Revolution • New transport: railways & canals • Working Conditions for the poor & for children • The Great Exhibition of 1851 	<p>Microsoft Teams BBC Bitesize – The Victorians - KS3 History = When was the industrial revolution? - BBC Bitesize</p>
8 th June	<p>Suffragettes & Civil Rights in USA</p> <ul style="list-style-type: none"> • The Suffragette Movement • Reconstruction & Jim Crow Laws • Rosa Parks & the Bus Boycott • Martin Luther King Jr 	<p>Microsoft Teams BBC Bitesize - Women’s struggle for the right to vote - The fight for female suffrage - KS3 History - The fight for equality in the 1950s and 1960s - The civil rights movement in America =</p>

Spanish




Y8 Revision Booklet Template – Faculty Leader

Subject Name	Spanish
Head of Faculty	Mr R Wiseman
Introductory Text	The exam is based on the 4 units you have covered this year. It will involve Listening, Reading and short piece of writing.
Useful website/resources	

Week Commencing	Topic/Paper/Question	Resources/page number
18 th May	<ul style="list-style-type: none"> • Module 1 – describing a typical holiday • Saying where you went last year • The past tense 	Your module 1 workbook and vocabulary pages Module 1.pub
25 th May	<ul style="list-style-type: none"> • Saying what you do with your phone • Saying which music you like and which tv programmes you like and dislike 	Your module 2 workbook and vocabulary pages Module 2.pub
1 st June	<ul style="list-style-type: none"> • Food and drink – saying what you like and dislike eating and why • Future Tense – saying what you are going to eat to be healthy 	Your module 3 workbook and vocabulary pages Module 3.pub
8 th June	<ul style="list-style-type: none"> • Arranging to go out • Asking people if they want to go out and making plans 	Your module 4 workbook and vocabulary pages Unit 4 - Qué hacemos PDF.pdf

Art



Y8 Revision Booklet Template – Faculty Leader

Subject Name	ART
Head of Faculty	K Tunley
Introductory Text	You will be producing an image combining your knowledge of one point perspective and optical Illusions.
Useful website/resources	Please see refresher lesson PowerPoints under Art End of Year Exams Revision Folder on your Year Teams page

Week Commencing	Topic/Paper/Question	Resources/page number
18 th May	<ul style="list-style-type: none">• Optical Illusions	Practice manipulating line and colour to create a 3d visual illusion on a 2d surface.
25 th May	<ul style="list-style-type: none">• One Point Perspective	Practice using the process of one point perspective to draw shapes and letters in 3d.

Computing



Y8 Revision Booklet Template

Subject Name	Computing
Head of Faculty	Mrs Kirwin
Introductory Text	This revision booklet will help you prepare for your Year 8 Computing End of Year exam.
Useful website/resources	Year 8 End-of-Year Revision guide

Week Commencing	Topic/Paper/Question	Resources/page number
18 th May	<ul style="list-style-type: none">• Cyber Crime	Page 2
25 th May	<ul style="list-style-type: none">• How Computers Work	Page 2
1 st June	<ul style="list-style-type: none">• Spreadsheets	Page 2
8 th June	<ul style="list-style-type: none">• Scratch Programming	Page 3

Remember to quickly recap last week's revision before starting this week's

Design Technology



Y8 Revision Booklet

Subject Name	Design and Technology
Head of Faculty	Mrs T Powell
Introductory Text	You will be assessed on names and use of tools and equipment, Ergonomics and anthropometrics, identifying parts of a pillar drill, health and safety rules, properties of hard and soft woods, drawing using one-point perspective
Useful website/resources	BBC Bitesize - Bitesize: Northern Ireland, BITESIZE - KS3 - technology and design - tools & process

Week Commencing	Topic/Paper/Question	Resources/page number Revision Booklet
18 th May	<ul style="list-style-type: none"> Name and use of tools and equipment 	Page 1
25 th May	<ul style="list-style-type: none"> Ergonomics and anthropometrics 	Page 1
1 st June	<ul style="list-style-type: none"> Properties of soft and hard woods 	Page 2
8 th June	<ul style="list-style-type: none"> How to draw using one point perspective 	Page 2

Performing Arts Drama



Y8 Revision Booklet

Subject Name	Performing Arts - Drama
Head of Faculty	Miss J. Smith
Introductory Text	In your end of year exam, you will answer questions about the topics and key vocabulary we have studied this year.
Useful website/resources	View module: "Performing Arts - Drama End of Year Exam Revision"

Week Commencing	Topic/Paper/Question	Resources/page number
18 th May	<ul style="list-style-type: none">• Key vocabulary	Knowledge Organisers Page 1
25 th May	<ul style="list-style-type: none">• Roll-on-the-wall	Knowledge Organisers Pages 1 and 2
1 st June	<ul style="list-style-type: none">• Structure	Knowledge Organisers Pages 1 and 2
8 th June	<ul style="list-style-type: none">• Missing Person	Knowledge Organisers Pages 1 and 2

Food Technology



Y8 Revision Booklet

Subject Name	Food Technology
Head of Faculty	Mrs T Powell
Introductory Text	You will be assessed on; food intolerances / allergens, saving energy & water, function of macronutrients in the diet, key temperatures, types of food poisoning, conditions for bacteria growth, religions, role of EHO, food labelling and the law, the 4cs
Useful website/resources	Food Safety Design and Technology - Food Preparation and Nutrition https://youtu.be/UIQ1Hyq9HG0?si=VD47iRPUwmwn05u0

Week Commencing	Topic/Paper/Question	Resources/page number Revision Booklet
18 th May	<ul style="list-style-type: none"> • Food intolerances vs food allergens – symptoms • Saving energy and water in cooking 	Page 1
25 th May	<ul style="list-style-type: none"> • Macronutrients • Types of food poisoning • Key temperatures • Conditions for bacterial growth 	Page 2
1 st June	<ul style="list-style-type: none"> • Religions/food choices 	Page 3
8 th June	<ul style="list-style-type: none"> • 4cs • Role of EHO • Food labelling legislation – what must go on a label by law 	Page 4

Music



Y8 Revision Booklet

Subject Name	Music
Head of Faculty	Miss J. Smith
Introductory Text	<p>Your end of year exam will have 2 sections:</p> <ul style="list-style-type: none"> • Section A: key vocabulary, notes on the stave, 12 bar blues • Section B: listening – you will listen to two pieces of music and answer questions
Useful website/resources	View module: "Music End of Year Exam"

Week Commencing	Topic/Paper/Question	Resources/page number
18 th May	<ul style="list-style-type: none"> • Key vocabulary 	Revision Guide Page 1
25 th May	<ul style="list-style-type: none"> • Notes on the stave • 12 bar blues 	Revision Guide Page 1
1 st June	<ul style="list-style-type: none"> • Blues music 	Revision Guide Page 2
8 th June	<ul style="list-style-type: none"> • Samba music 	Revision Guide Page 2

Religious Studies



Y8 Revision Booklet Religion and Worldviews

Subject Name	Religion and Worldviews
Head of Faculty	Mrs Johnston
Introductory Text	<p>You will be assessed on:</p> <ul style="list-style-type: none"> • Key knowledge of the six major world religions including: founders, symbol names, sacred texts and names of religious buildings. • Key words and their definitions • Judaism: Synagogue, Covenant, Abraham, Moses, Exodus and Pesach (Passover). • Human Rights: Malala, Dietrich Bonhoeffer, morality, forgiveness. • Hindu Dharma – Trimurti. • Christianity – parables, charity.
Useful website/resources	<p>https://www.bbc.co.uk/bitesize/subjects/zh3rkqt</p> <p>All your lesson resources are available on Teams – Y8 – Classwork - Religion and Worldviews Term1/2/3.</p> <p>Revision materials are located in Term 3.</p> <p>Knowledge organisers can be used to support revision.</p>

Week Commencing	Topic/Paper/Question	Resources/page number
18 th May	<ul style="list-style-type: none"> • Six major world religions - information grid. • Key words and definitions. 	<p>https://www.youtube.com/watch?v=GBY1V1yLuCM</p> <p>Revision guide and all knowledge organisers.</p>
25 th May	<p>Judaism:</p> <ul style="list-style-type: none"> • Synagogue • Abraham and the covenant • Moses and the Exodus • Pesach 	<p>Term 1 Knowledge Organiser</p> <p>https://www.bbc.co.uk/bitesize/topics/z9prkqt/articles/zfn792p</p>

<p>1st June</p>	<p>Human Rights:</p> <ul style="list-style-type: none"> • United Nations Declaration of Human Rights. • Morality • Dietrich Bonhoeffer and Oscar Romero • Malala 	<p>Term 2 Knowledge Organiser</p> <p>https://www.bbc.co.uk/bitesize/articles/zj74nk7#zcygmbk</p> <p>https://www.bbc.co.uk/bitesize/topics/zs6f9j6/watch/zcywjxs</p>
<p>8th June</p>	<p>Christianity:</p> <ul style="list-style-type: none"> • Parables of Jesus (Sheep and goats and the Good Samaritan) • Charity – CAFOD, Micah Liverpool <p>Hindu Dharma:</p> <ul style="list-style-type: none"> • Trimurti 	<p>Revision Guide</p> <p>https://www.bbc.co.uk/bitesize/topics/z2bw2hv/articles/zjdbpg8</p> <p>https://www.bbc.co.uk/bitesize/topics/z4tb4wx/articles/zk4fxyc</p>