



Alsom  
High School

*Achieving Excellence Together*

# Year 7 Revision Support June 2026



# English Language



## Y7 Revision Booklet Template – Faculty Leader

<b>Subject Name</b>	English	
<b>Head of Faculty</b>	Mrs Morley	
<b>Introductory Text</b>	Y7 End of Year exams will be: - <b>William Shakespeare's Twelfth Night</b>	
<b>Useful website/resources</b>	BBC Bitesize: <a href="#">Twelfth Night - KS3 English - BBC Bitesize</a>  Animated Tales: <a href="#">Animated Shakespeare - Twelfth Night - 1992 - Multiple Subtitles - Restored 2026 - 4K</a>  Twelfth Night Knowledge Organiser on TEAMs <a href="#">View module: "English Half Term 5 Twelfth Night"</a>	
<b>Week Commencing</b>	<b>Topic/Paper/Question</b>	<b>Resources/page number</b>
11 <sup>th</sup> May	<p><b>Plot</b></p> <p><b>Revise and learn the key events from the play</b></p> <p>Revision task suggestion:</p> <ul style="list-style-type: none"> <li>- Create a storyboard for each key moment in the play</li> </ul>	<p><a href="#">Twelfth Night - KS3 English - BBC Bitesize</a></p> <p><a href="#">Animated Shakespeare - Twelfth Night - 1992 - Multiple Subtitles - Restored 2026 - 4K</a></p>
18 <sup>th</sup> May	<p><b>Characters</b></p> <p>Revision task suggestions:</p> <ul style="list-style-type: none"> <li>- Timeline of characters' journeys</li> </ul> <ul style="list-style-type: none"> <li>• <b>Viola and Cesario</b></li> <li>• <b>Duke of Orsino</b></li> <li>• <b>Lady Olivia</b></li> </ul>	<p>Twelfth Night Knowledge Organiser <b>Characters</b></p> <p><a href="#">Twelfth Night - KS3 English - BBC Bitesize</a></p> <p><a href="#">Animated Shakespeare - Twelfth Night - 1992 - Multiple Subtitles - Restored 2026 - 4K</a></p>
25 <sup>th</sup> May	<p><b>Themes</b></p> <ul style="list-style-type: none"> <li>• Love</li> <li>• Deception/disguise</li> <li>• Gender</li> <li>• Appearance vs Reality</li> </ul>	<p><a href="#">Twelfth Night - KS3 English - BBC Bitesize</a></p> <p>Knowledge Organiser <a href="#">View module: "English Half Term 5 Twelfth Night"</a></p>
1 <sup>st</sup> June	<p><b>Literary Techniques</b></p> <ul style="list-style-type: none"> <li>• <b>Simile</b></li> <li>• <b>Metaphor</b></li> <li>• <b>Personification</b></li> <li>• <b>Pun</b></li> </ul>	<p>Knowledge organiser <a href="#">View module: "English Half Term 5 Twelfth Night"</a></p>

<p>8<sup>th</sup> June</p>	<p><b>Character – Viola – EOY preparation</b></p> <ul style="list-style-type: none"> <li>- Mind-maps or flashcards of key quotes with analysis</li> </ul> <p><b>Exam technique <i>what-how-why</i></b></p>	<p>Websites and resources</p> <p>Revision notes &amp; handouts from class preparation</p> <p>Knowledge organiser <a href="#">View module: "English Half Term 5 Twelfth Night"</a></p>
<p>15<sup>th</sup> June</p>	<p><b>Character – Viola – EOY Preparation</b></p> <ul style="list-style-type: none"> <li>- Mind-maps or flashcards of key quotes with analysis</li> </ul> <p><b>Exam technique <i>what-how-why</i></b></p>	<p>Websites and resources</p> <p>Revision notes &amp; handouts from class preparation</p> <p>Knowledge organiser <a href="#">View module: "English Half Term 5 Twelfth Night"</a></p>

## Structure and Form

Term	Definition
<b>Rhyming couplet</b>	Two lines of the same length that rhyme.
<b>Aside</b>	A remark or speech made by a character intended for the audience and unheard by other characters.
<b>Dramatic irony</b>	When the audience are aware of something that the characters are not.
<b>Comic relief</b>	Humorous content or characters to break up more serious parts of the plot.
<b>Soliloquy</b>	A character speaking their thoughts aloud when by themselves, regardless of any hearers.

## Themes

Themes	Examples
<b>Love</b>	There are many different types of <b>love</b> in the play; unrequited, romantic and family.
<b>Gender</b>	Shakespeare subverts typical <b>gender</b> roles in this play, with Viola impersonating a man.
<b>Madness</b>	Many of the characters act as though they are <b>temporarily mad</b> by breaking social rules and falling in love.
<b>Deception</b>	Viola <b>deceives</b> the other characters by pretending to be a man named Cesario but Maria and the others deceive Malvolio by playing a cruel <b>trick</b> on him.


## Year 7 William Shakespeare *Twelfth Night*

Character	Description
<b>Viola/Cesario</b>	Intelligent and quick-thinking. Twin sister of Sebastian. Disguises herself as a man called Cesario. Falls in love with the Duke of Orsino.
<b>Duke of Orsino</b>	Romantic and handsome ruler of Illyria. Has an unrequited love for Lady Olivia. Falls in love with Viola at the end.
<b>Sebastian</b>	Viola's twin brother. Saved from the shipwreck by a sailor named Antonio. Mistaken for Cesario (Viola) and marries Lady Olivia.
<b>Lady Olivia</b>	Beautiful and wealthy countess mourning the loss of her brother. Rejects Orsino's advances. Falls in love with Cesario (Viola) and marries Sebastian (believing he is Cesario).
<b>Malvolio</b>	Lady Olivia's serious chief servant. Is in love with Olivia and is tricked by Maria, Sir Toby and Sir Andrew into thinking she loves him.
<b>Sir Toby Belch</b>	Lady Olivia's self-centred uncle. He promises his friend Sir Andrew that he can marry Olivia. A comic character.
<b>Sir Andrew Aguecheek</b>	Sir Toby's dim-witted friend. A comic character.

## Literary Techniques

Technique	Example
<b>Simile</b>	Using the words 'as' or 'like'. E.g. ' <i>mine is <u>as</u> hungry <u>as</u> the sea.</i> '
<b>Metaphor</b>	When one thing is described as something else, often using exaggeration E.g. ' <i>with groans that thunder love, with sighs of fire</i> '
<b>Personification</b>	Describing something as if it were a person. E.g. <i>and thus the whirligig of time brings in <u>his</u> revenges</i> '
<b>Pun</b>	Wordplay, often a joke with a double meaning. E.g. <b>OLIVIA: <i>Wilt thou go to bed, Malvolio?</i></b> <b>MALVOLIO: <i>To bed? Ay sweetheart, and I'll come to thee</i></b> '
<b>Motif</b>	A recurring image with symbolic significance e.g. <i>the motif of <u>music</u> is used throughout the play to reflect the character's emotions e.g. ORSINO: 'If music be the food of love, play on'</i>

Research five things about William Shakespeare	Create a information poster about William Shakespeare and find out about three of his plays.	Research William Shakespeare's life. Write a short informative leaflet with sub-headings that tells you about his life.
Create a character map/family tree for the characters in the play.	Research the key themes in Twelfth Night and create Theme Cards for each one.	Create an advertising campaign for a production of Twelfth Night. You need to include a logo, a slogan and a production poster for the play.
Research the key themes of <i>Twelfth Night</i> and create your own Knowledge Organiser	Research the treatment of women in the time Twelfth Night was set.	What was it like for women in Elizabethan times? Write an argument for why this should have been different. How is it different today?
Find out what 'dramatic irony' is and research how this is used in the play.	Do you agree or disagree with how the other characters treat Malvolio? Why? (at least three reasons/paragraphs)	Create a poster showing how symbolism is used in Twelfth Night.
Create a map of Illyria. Include Orsino's house, Olivia's house, the shipwreck and any other features.	Create a rhyming poem that helps you remember the key characters.	Create a new character to be included in the play. Explain their importance and what influences they would have.
Write an alternative ending to the play. Do not use 'happily ever after'.	Imagine you are Orsino. Write a letter to an agony aunt asking for advice about your unrequited love for Olivia.	Create a how-to guide about Shakespeare's language, giving definitions of words like 'thee' and 'thou'. You could also explain the importance of Shakespeare's use of insults.
Create a 6 frame storyboard of the play	Create a 12 frame storyboard of the play	Create a set of Top Trump cards for each of the characters in the play.



Scan the QR code to view the Shanty Productions Viewtorials of *Twelfth Night* on YouTube.



*Easy*

*Difficult*

*Challenge*

## Capital Letters, Full Stops & Commas

*Read through the short story below. It is missing **a)** beginning-of-sentence capital letters, **b)** capital letters for the 'I' pronoun, **c)** full stops, and **d)** commas. Add these to the piece and then write it out neatly and accurately on lined paper.*

when we reached the cinema we found it was awfully busy the queue to buy tickets ran out of the entrance and all the way round the building thankfully we had bought our tickets online the website let us print them at home which meant we didn't have to queue at all we went straight through to the screen and sat down in the comfortable chairs i was so relaxed i almost fell asleep during the trailers

when the film started i was annoyed at the number of people crunching popcorn and slurping fizzy drinks they were quite noisy and didn't seem very interested in the film perhaps i was jealous because i was actually very hungry the film was excellent though and it soon took my mind off my appetite it was about a man who gets struck by lightning and then discovers he can communicate with plants and animals he has many strange and funny experiences my favourite part is when he finds out what his pet cat really thinks of him the ending was quite unexpected but extremely clever

by the time the film was over we were all very hungry we had dinner in a fantastic restaurant a few streets away from the cinema to begin with i shared a prawn salad with my dad for my main course i had steak and chips with chestnut mushrooms and a dollop of mustard for dessert i had lemon cheesecake and a cup of coffee we don't normally eat out so it was a real treat for me afterwards we went for a walk around town to help digest our food then we drove home and i went straight to bed




## Common Errors

*Read through the sentences below and correct the single spelling, grammar or punctuation error in each one. These errors often appear in students' work.*

- 1) They like football alot.
- 2) John is he's friend.
- 3) The pea's were delicious.
- 4) "Be quite," said the teacher.
- 5) I live just passed the supermarket.
- 6) Whose that woman over there?
- 7) We never go nowhere in winter.
- 8) Lucy said she seen the thieves running away.
- 9) They cooked the meal theirselves.
- 10) Do you like swimming.
- 11) The cat licked it's lips.
- 12) Tim writes very quick.
- 13) I would of made you a cup of tea if you'd asked.
- 14) Its been a long day.
- 15) Where are the instructions what came with it?
- 16) I done my first aid training at a local community centre.
- 17) Whatever you do, don't loose your passport today.
- 18) Giles looked up at a aeroplane.
- 19) My favourite music is rock n roll.
- 20) Two halves make a whole.
- 21) Your going to hurt yourself if you keep doing that.
- 22) We went to a café where they serve really nice breakfast's.
- 23) Then he shouted at the top of his voice: "I'm the king of the world."



# Mathematics



### Y7 Revision Booklet

<b>Subject Name</b>	Maths
<b>Head of Faculty</b>	Mr K McCallan
<b>Introductory Text</b>	Your Sparx End of Year Assessment is a chance to show what you have learned in maths this year. The test will include different types of questions from topics you have practised on Sparx Maths, such as number, algebra, shape, and data. Some questions will feel familiar, like your homework, and some may make you think a bit more. To get ready, make sure you complete your Sparx homework each week and use Independent Learning to try some more questions on topics you found difficult.
<b>Useful website/resources</b>	<a href="http://www.sparxmaths.uk">www.sparxmaths.uk</a>

Week Commencing	Topic/Paper/Question	Resources/page number (Booket from lesson)
18 <sup>th</sup> May	<ul style="list-style-type: none"> <li>• Number Sense</li> <li>• Expressions and Equations</li> <li>• Measures</li> </ul>	<a href="http://www.sparxmaths.uk/">www.sparxmaths.uk/</a> Independent Learning
25 <sup>th</sup> May	<ul style="list-style-type: none"> <li>• 2D Shapes</li> <li>• Perimeter and Area</li> <li>• Co-Ordinates</li> <li>• Factors Multiples Primes</li> </ul>	<a href="http://www.sparxmaths.uk/">www.sparxmaths.uk/</a> Independent Learning
1 <sup>st</sup> June	<ul style="list-style-type: none"> <li>• Fractions</li> <li>• Expanding Brackets</li> <li>• Angles</li> </ul>	<a href="http://www.sparxmaths.uk/">www.sparxmaths.uk/</a> Independent Learning
8 <sup>th</sup> June	<ul style="list-style-type: none"> <li>• Averages</li> <li>• Tables and Charts</li> <li>• Data Tables</li> <li>• Proportion</li> </ul>	<a href="http://www.sparxmaths.uk/">www.sparxmaths.uk/</a> Independent Learning

# Science



### Y7 Revision Booklet Template – Faculty Leader

<b>Subject Name</b>	Science
<b>Head of Faculty</b>	Miss Bohan
<b>Introductory Text</b>	Please use the SPARX codes below for revision
<b>Useful website/resources</b>	<a href="https://www.bbc.co.uk/bitesize/subjects/zng4d2p">https://www.bbc.co.uk/bitesize/subjects/zng4d2p</a>

Week Commencing	Topic/Paper/Question	Sparx Independent Learning Code
18 <sup>th</sup> May	<ul style="list-style-type: none"> <li>• Forces</li>   <li>• Matter</li> </ul>	F983, F503, F886, F331, F712  F397, F337, F985, F497, F463, F567, F913, F625, F449, F266, F406, F245, F186, F309
25 <sup>th</sup> May	<ul style="list-style-type: none"> <li>• Organisms</li>   <li>• Electromagnets</li> </ul>	F345, F290, F149, F611, F389, F183, F612, F516, F893, F455, F202, F944,  F767, F817, F218, F456, F210
1 <sup>st</sup> June	<ul style="list-style-type: none"> <li>• Energy</li>   <li>• Reactions</li> </ul>	F184, F597, F783, F645, F299, F809, F194, F574  F905, F385, F780, F749, F223, F965, F986, F957
8 <sup>th</sup> June	<ul style="list-style-type: none"> <li>• Ecosystems</li>   <li>• Waves</li> </ul>	F568, F402, F791, F800, F278, F233, F235  F744, F337, F676, F990, F439, F307

# Geography

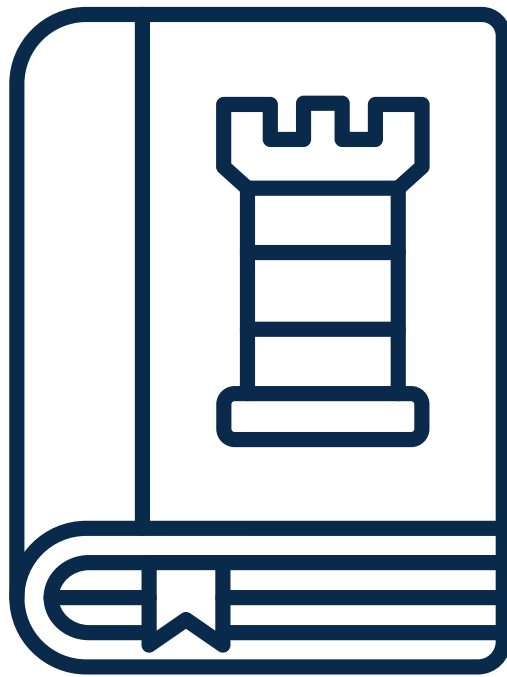


### Y7 Revision Booklet Template – Faculty Leader

<b>Subject Name</b>	Geography
<b>Head of Faculty</b>	Mrs Chumley
<b>Introductory Text</b>	This exam is based on everything you've learned in Year 7 Geography. It will help you get ready for future topics, build your knowledge, and hopefully inspire you to continue as a keen Geographer.
<b>Useful website/resources</b>	BBB Bitesize / Microsoft Teams

Week Commencing	Topic/Paper/Question	Resources/page number
18 <sup>th</sup> May	Map skills ; <ul style="list-style-type: none"> <li>• 4 figure grid references</li> <li>• 6 figure grid references</li> <li>• Map symbols</li> <li>• Compass direction</li> <li>• Height</li> </ul>	BBC Bitesize - <a href="#">Mapping tools - OS map skills - KS3 Geography (Environment and society) Revision - BBC Bitesize</a>  Microsoft Teams
25 <sup>th</sup> May	<ul style="list-style-type: none"> <li>• Japan – why does Japan suffer earthquakes?</li> <li>• Advantages and disadvantages of living near volcanoes</li> <li>• Egypt – importance of the Suez canal</li> </ul>	Microsoft Teams BBC Bitesize
1 <sup>st</sup> June	<ul style="list-style-type: none"> <li>• Bangladesh – causes and ways to prevent flooding.</li> <li>• Nigeria – advantages and disadvantages of TNC's / Squatter settlements</li> <li>• China – push and pull factors causing migration.</li> </ul>	Microsoft Teams BBC Bitesize
8 <sup>th</sup> June	<ul style="list-style-type: none"> <li>• Antarctica – Why is Antarctica considered a desert?</li> <li>• Hot Deserts – How have plants and animals adapted?</li> </ul>	Microsoft Teams BBC Bitesize

# History



### Y7 Revision Booklet Template – Faculty Leader

<b>Subject Name</b>	History
<b>Head of Faculty</b>	Miss Clouston
<b>Introductory Text</b>	<p>You will be assessed on the topics you have studied in Year 7 History:</p> <ul style="list-style-type: none"> <li>• Migration before 1066</li> <li>• Norman Conquest</li> <li>• Medieval Society</li> <li>• The Tudors</li> </ul>
<b>Useful website/resources</b>	BBC Bitesize Microsoft Teams

Week Commencing	Topic/Paper/Question	Resources/page number
18 <sup>th</sup> May	<p><b>Migration before 1066</b></p> <ul style="list-style-type: none"> <li>• Celts (500BC)</li> <li>• Romans (43AD-410AD)</li> <li>• Anglo-Saxons (410AD-1066)</li> <li>• Vikings (793AD-1066)</li> </ul> <p>How did each group change Britain?</p>	<p>Microsoft Teams BBC Bitesize - <a href="#">What was life like in Anglo-Saxon England? - The Anglo Saxons - KS3 History</a></p>
25 <sup>th</sup> May	<p><b>Norman Conquest</b></p> <ul style="list-style-type: none"> <li>• Succession crisis of 1066</li> <li>• Claimants to the throne</li> <li>• Battle of Stamford Bridge</li> <li>• Battle of Hastings – why did William win?</li> <li>• Motte &amp; Bailey Castles</li> </ul>	<p>Microsoft Teams BBC Bitesize – <a href="#">The Norman Conquest - KS3 History - BBC Bitesize</a></p> <p><a href="#">William's control of England - KS3 History - BBC Bitesize</a></p>
1 <sup>st</sup> June	<p><b>Medieval Society</b></p> <ul style="list-style-type: none"> <li>• The Catholic Church</li> <li>• The role of women</li> <li>• The Black Death</li> <li>• The Silk Roads</li> <li>• The Crusades</li> </ul>	<p>Microsoft Teams BBC Bitesize – <a href="#">Medieval society, life and religion - KS3 History - BBC Bitesize</a></p>
8 <sup>th</sup> June	<p><b>The Tudors</b></p> <ul style="list-style-type: none"> <li>• Henry VIII and the Break with Rome</li> <li>• Mary I</li> <li>• Queen Elizabeth I</li> </ul>	<p>Microsoft Teams BBC Bitesize - <a href="#">The Tudors - KS3 History - BBC Bitesize</a></p>

# Spanish




### Y7 Revision Booklet Template – Faculty Leader

<b>Subject Name</b>	Spanish
<b>Head of Faculty</b>	Mr R Wiseman
<b>Introductory Text</b>	The exam is based on the 4 units you have covered this year. It will involve Listening, Reading and short piece of writing.
<b>Useful website/resources</b>	

<b>Week Commencing</b>	<b>Topic/Paper/Question</b>	<b>Resources/page number</b>
18 <sup>th</sup> May	<ul style="list-style-type: none"> <li>• Module 1 – talking about yourself, friends and family.</li> <li>• Saying when your birthday is</li> <li>• Saying what type of person you are</li> <li>• Saying whether you have brothers and sisters or not</li> </ul>	Your Unit 1 workbook vocabulary pages  <a href="#">Module 1.pub</a>
25 <sup>th</sup> May	<ul style="list-style-type: none"> <li>• Module 2 – freetime activities</li> <li>• Using opinion phrases</li> <li>• Saying which sports you do</li> </ul>	Your Unit 2 workbook vocabulary pages  <a href="#">Module 2.pub</a>
1 <sup>st</sup> June	<ul style="list-style-type: none"> <li>• Module 3 – saying which school subjects you study, like and dislike</li> <li>• Describing your teachers</li> <li>• Saying which days you lessons</li> </ul>	Your Unit 3 workbook vocabulary pages  <a href="#">Module 3.pub</a>
8 <sup>th</sup> June	<ul style="list-style-type: none"> <li>• Module 4 – describing your family</li> <li>• Saying what people are like physically – including adjectives and hair/ eye colour</li> </ul>	Your Unit 4 workbook and vocabulary pages  <a href="#">Module 4.pub</a>

# Art




### Y7 Revision Booklet Template – Faculty Leader

<b>Subject Name</b>	ART
<b>Head of Faculty</b>	K Tunley
<b>Introductory Text</b>	You will be given an image to draw out and then apply colour, tone and mark making detail using watercolour paints.
<b>Useful website/resources</b>	<b>Please see refresher lesson PowerPoints under Art End of Year Exams Revision Folder on your Year Teams page</b>

Week Commencing	Topic	Materials, Techniques and Processes
18 <sup>th</sup> May	Colour Mixing	Practise colour mixing and blending with watercolour paints.  Gradation of tone and colour – fading out tone from light to dark or one colour into another slowly.
25 <sup>th</sup> May	<ul style="list-style-type: none"> <li>• Mark Making</li> </ul>	Practise creating different textures using colour – in particular with watercolour paints.

# Computing



### Y7 Revision Booklet Template – Faculty Leader

<b>Subject Name</b>	Computing
<b>Head of Faculty</b>	Mrs Kirwin
<b>Introductory Text</b>	This revision booklet will help you prepare for your Year 7 Computing End of Year exam.
<b>Useful website/resources</b>	Year 7 End-of-Year Revision guide

<b>Week Commencing</b>	<b>Topic/Paper/Question</b>	<b>Resources/page number</b>
18 <sup>th</sup> May	<ul style="list-style-type: none"><li>• Staying safe online</li><li>• What is Malware?</li><li>• What is Phishing?</li><li>• Catfishing</li><li>• How to stay safe online</li></ul>	Page 1 + 2
25 <sup>th</sup> May	<ul style="list-style-type: none"><li>• The Internet &amp; Web</li><li>• Digital Footprint</li><li>• Online behaviour</li></ul>	Page 2 + 3 + 4
1 <sup>st</sup> June	<ul style="list-style-type: none"><li>• Copyright &amp; Plagiarism</li><li>• Software Skills</li><li>• Internet of Things (IoT)</li></ul>	Page 4 + 5
8 <sup>th</sup> June	<ul style="list-style-type: none"><li>• Scratch Programming</li></ul>	Page 6 + 7+ 8

Remember to quickly recap last week's revision before starting this week's

# Design Technology



### Y7 Revision Booklet

<b>Subject Name</b>	Design & Technology
<b>Head of Faculty</b>	Mrs Powell
<b>Introductory Text</b>	You will be assessed on key words, names and use of different tools and equipment, types of motions, health and safety rules, sources of finance, one point perspective
<b>Useful website/resources</b>	<a href="#">BBC Bitesize - Bitesize: Northern Ireland, BITESIZE - KS3 - technology and design - tools &amp; process</a>

Week Commencing	Topic/Paper/Question	Resources/page number Revision Booklet
18 <sup>th</sup> May	<ul style="list-style-type: none"> <li>• Key words and definitions</li> <li>• Sources and origins of timber</li> <li>• Hardwoods vs softwoods</li> </ul>	Page 1
25 <sup>th</sup> May	<ul style="list-style-type: none"> <li>• Types of motions</li> <li>• Sources of finance</li> </ul>	Page 2 Page 5
1 <sup>st</sup> June	<ul style="list-style-type: none"> <li>• Name of tools and their use</li> <li>• How to measure in cm and mm</li> </ul>	Page 3 Page 4
8 <sup>th</sup> June	<ul style="list-style-type: none"> <li>• How to draw in one point perspective</li> </ul>	Page 4

# Performing Arts Drama



### Y7 Revision Booklet Template – Faculty Leader

<b>Subject Name</b>	Performing Arts - Drama
<b>Head of Faculty</b>	Miss J. Smith
<b>Introductory Text</b>	In your end of year exam, you will answer questions about the topics and key vocabulary we have studied this year.
<b>Useful website/resources</b>	<a href="#">View module: "Performing Arts - Drama End of Year Exam Revision"</a>

<b>Week Commencing</b>	<b>Topic/Paper/Question</b>	<b>Resources/page number</b>
18 <sup>th</sup> May	<ul style="list-style-type: none"><li>• Key vocabulary</li></ul>	Knowledge Organisers 1 and 2
25 <sup>th</sup> May	<ul style="list-style-type: none"><li>• Devising</li></ul>	Knowledge Organisers 1 and 2
1 <sup>st</sup> June	<ul style="list-style-type: none"><li>• Role play – becoming a character</li></ul>	Knowledge Organisers 1 and 2
8 <sup>th</sup> June	<ul style="list-style-type: none"><li>• What makes a good performance?</li></ul>	Knowledge Organisers 1 and 2

# Food Technology



## Y7 Revision Booklet

<b>Subject Name</b>	Food Technology
<b>Head of Faculty</b>	Mrs T Powell
<b>Introductory Text</b>	You will be assessed on Food, kitchen and equipment health and safety rules, the different knife holds, the different coloured chopping boards and their uses, macronutrients – their source and function, why we should shop local and seasonal, consequences of a poor diet, 5 a days, healthy eating guidelines, tools and equipment
<b>Useful website/resources</b>	<a href="#">CBBC - KS3 Curriculum Bites, Want 2Talk Science, The importance of a balanced diet</a>  <a href="https://youtu.be/UIQ1Hyq9HG0?si=VD47iRPUwmwn05u0">https://youtu.be/UIQ1Hyq9HG0?si=VD47iRPUwmwn05u0</a>

Week Commencing	Topic/Paper/Question	Resources/page number (Revision Booklet)
18 <sup>th</sup> May	<ul style="list-style-type: none"> <li>• Food, kitchen and hob safety rules</li> <li>• Identifying kitchen equipment</li> </ul>	Page 1 Page 3
25 <sup>th</sup> May	<ul style="list-style-type: none"> <li>• Name and identify different knife holds</li> <li>• Know your chopping boards</li> </ul>	Page 1
1 <sup>st</sup> June	<ul style="list-style-type: none"> <li>• Source and function of different macronutrients</li> <li>• Consequences of a poor diet</li> <li>• Eat well guide/ healthy eating guidelines</li> </ul>	Page 2
8 <sup>th</sup> June	<ul style="list-style-type: none"> <li>• Why should we shop local?</li> <li>• Why should be eat seasonally?</li> </ul>	Page 2

# Music



### Y7 Revision Booklet

<b>Subject Name</b>	Music
<b>Head of Faculty</b>	Miss J. Smith
<b>Introductory Text</b>	<p>Your assessment will have two sections:</p> <ul style="list-style-type: none"> <li>• Section A: keywords, note durations, notes on the stave</li> <li>• Section B: listening – including writing down a rhythm and answering questions on a piece of music which will be played</li> </ul>
<b>Useful website/resources</b>	<a href="#">View module: "Music End of Year Exam Revision"</a>

Week Commencing	Topic/Paper/Question	Resources/page number (Booket from lesson)
18 <sup>th</sup> May	<ul style="list-style-type: none"> <li>• Note durations</li> </ul>	Page 1 of revision sheet
25 <sup>th</sup> May	<ul style="list-style-type: none"> <li>• Key vocabulary – MAD TSHIRT</li> </ul>	Pages 1 and 2 of revision sheet
1 <sup>st</sup> June	<ul style="list-style-type: none"> <li>• Notes on the stave</li> </ul>	Page 1
8 <sup>th</sup> June	<ul style="list-style-type: none"> <li>• Notes on the keyboard</li> <li>• Good keyboard technique</li> </ul>	Page 1

# Religious Studies



### Y7 Revision Booklet Template – Faculty Leader

<b>Subject Name</b>	Religion and Worldviews
<b>Head of Faculty</b>	Mrs Johnston
<b>Introductory Text</b>	<p>You will be assessed on:</p> <ul style="list-style-type: none"> <li>• Key knowledge of the six major world religions including founders, symbol names, sacred texts and names of religious buildings.</li> <li>• Key words and their definitions</li> <li>• Sikhi – Gurus, Gurdwara, Langar,</li> <li>• Life of Jesus</li> <li>• How being religious can change a persons' life.</li> </ul>
<b>Useful website</b>	<p><a href="https://www.bbc.co.uk/bitesize/subjects/zh3rkqt">https://www.bbc.co.uk/bitesize/subjects/zh3rkqt</a></p> <p>All your lesson resources are available on Teams – Y7 – Classwork - Religion and Worldviews Term1/2/3. Revision materials are located in Term 3.</p> <p>Knowledge organisers can be used to support revision.</p>

Week Commencing	Topic	Resources
18 <sup>th</sup> May	<ul style="list-style-type: none"> <li>• What is a worldview?</li> <li>• Six major world religions information grid.</li> <li>• Religion in Liverpool.</li> </ul>	<p>Term 1 Knowledge Organiser.</p> <p><a href="https://www.youtube.com/watch?v=GBY1V1yluCM">https://www.youtube.com/watch?v=GBY1V1yluCM</a></p>
25 <sup>th</sup> May	<ul style="list-style-type: none"> <li>• The Ten Gurus</li> <li>• Gurdwara - Langar</li> <li>• Guru Granth Sahib</li> </ul>	<p>Term 2 Knowledge Organiser</p> <p><a href="https://www.bbc.co.uk/bitesize/topics/zyqnvqw/articles/znpq47h">https://www.bbc.co.uk/bitesize/topics/zyqnvqw/articles/znpq47h</a></p>
1 <sup>st</sup> June	<ul style="list-style-type: none"> <li>• How do religions help others?</li> <li>• What happens inside religious buildings?</li> </ul>	<p><a href="https://www.bbc.co.uk/bitesize/topics/zkdk382/articles/zmx8bdm">https://www.bbc.co.uk/bitesize/topics/zkdk382/articles/zmx8bdm</a></p>
8 <sup>th</sup> June	<ul style="list-style-type: none"> <li>• Life of Jesus</li> <li>• The Bible</li> <li>• Parables</li> </ul>	<p>Term 3 Knowledge Organiser</p> <p><a href="https://www.bbc.co.uk/bitesize/topics/z4tb4wx/articles/zk4fxyc">https://www.bbc.co.uk/bitesize/topics/z4tb4wx/articles/zk4fxyc</a></p>