



# Art and DT Knowledge organiser

## Reaching out - Pre formal



### Key vocabulary




collage



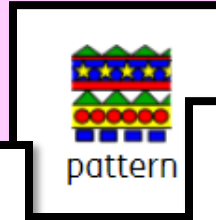
paint brush



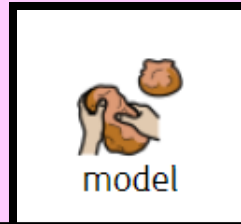
rubbing




mix



pattern



model



feel

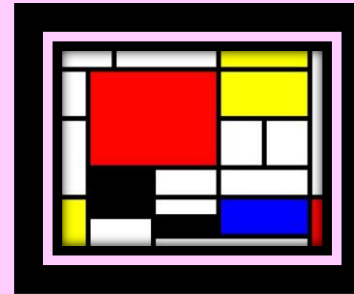


materials

### Sticky knowledge

- I know how to stick materials on a page with glue.
- I know materials can feel different.
- I know how to cut material.
- I know, can choose and can recognise red, yellow and blue.
- I know how to mix colours.
- I know a wax crayon can create a rubbing.

### Pictures



Piet Mondrian



collage

### Key questions

- Can you show me something red?
- Can you show me something yellow?
- Can you show me something blue?

### Skills

- I can choose a toy with moving parts that I prefer.
- I can experiment with red, blue and yellow paint.
- I can create a collage using different materials and feel these.





2

# Art and DT Knowledge organiser

## Reaching out – Semi formal



### Key vocabulary



roll



chalk



carve



fingers



pinch



toothbrush



sponge

### Sticky knowledge

- I know how to pinch and roll clay.
- I know how to create a simple repeated pattern.
- I know how to carve clay.
- I know different tools can be used to add colour to a picture.

### Pictures



Antony Gormley



Call picture

### Key questions



- Can you make holes in a piece of clay to create eyes?
- Can you create a picture using chalk?
- Can you recognise different shades of red, blue and yellow?

### Skills



- I can draw a line with chalk and blend with chalk.
- I can create a repeated pattern by using an impressed image in clay.
- I can make a model.
- I can add colour by using a sponge, fingers and a toothbrush.



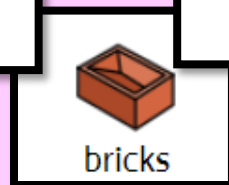




# Art and DT Knowledge organiser

## Stepping on – semi formal



### Key vocabulary



### Sticky knowledge

- I know Sellotape can join materials.
- I know using different tools on different surfaces creates different effects.
- I know I can contribute to a large piece of artwork.

### Pictures



Working together.  
(Collaborative art)

Edwige Massart and Xavier Wynn

### Key questions



- Do you like about your piece of work?
- What is your favourite part?

### Skills



- I can say if I like my work.
- I can join paper with Sellotape.
- I can experiment drawing on different surfaces – including a printed pattern.





# Art and DT Knowledge organiser

## Stepping on – semi formal



### Key vocabulary



scratching



improve



splat



scale



dotting



symmetrical





pattern

### Sticky knowledge

- I know that scale changes how a drawing looks.
- I know that the primary colours are red, yellow and blue and that these can be mixed together to make different colours.
- I know colour can be added to a picture using different techniques.

### Pictures



Self-portrait of Vincent Van Gogh



Colour wheel

### Key questions



- Can you explain the word 'scale'?
- Look at some self-portrait drawings. What kind of personality do you think they had?
- How could you improve your work?

### Skills



- I can create a colour wheel.
- I can draw a person with some accurate detail.
- I can add detail by using dotting, scratching and splashing.