

SEN Intervention Hub Part 2

I. Independent tasks - Life skills

When planning activities, always try to use everyday items and real life tasks.

Search 'Montessori Practical life'

<https://montessoriguide.org/an-introduction-to-practical-life>

Also consider having clear designated areas for key life skills with sequence symbol support eg hand washing, teeth cleaning

<https://www.pinterest.co.uk/pin/516577019734790393/>

Sorting Task: Recycling cardboard and plastic



Hand Washing Station

Necessary.



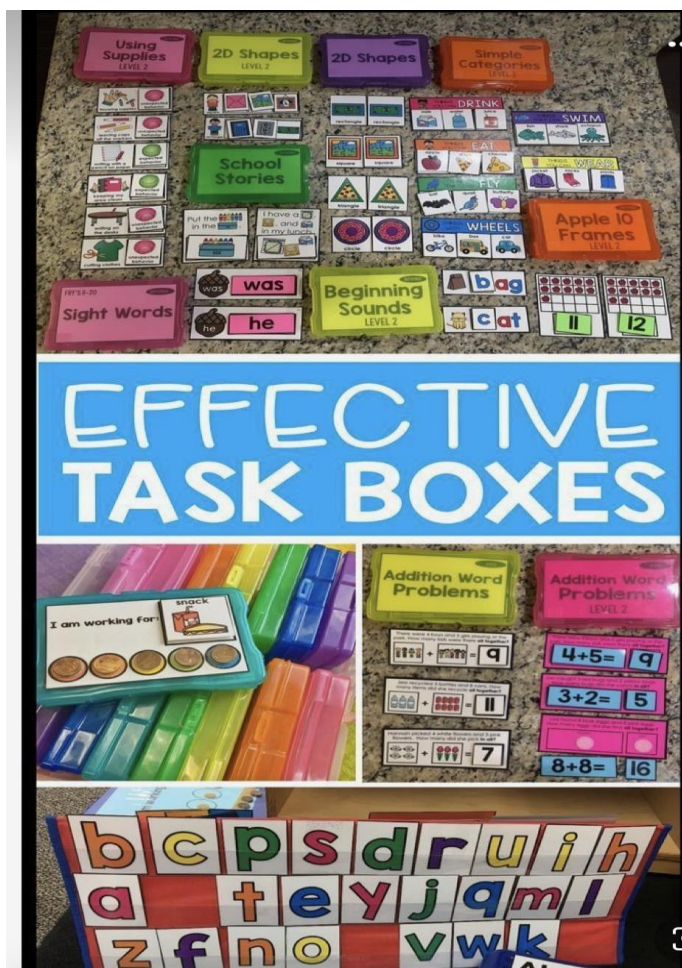
Make sure everybody has a role/ jobs to do each day.

II. Independent tasks - Literacy

When creating Literacy tasks, **Widgit** is a tool worth investing in. This software creates a picture for each word or phrase you type. The cheapest way to access this resource is to subscribe monthly - usually around £6. Widgit also has a free online platform where other professionals upload resources created- useful when looking for ways to differentiate curriculum topics.

www.widgitonline.com

Also worth exploring sites such as Ebay, Teachers Pay Teachers, TES resources etc, as often others have created resources that can be downloaded for free or relatively cheaply and can save you hours.



III. Independent tasks - Numeracy

Search 'DIY task boxes' or 'Independent tasks autism - number'

<https://www.pinterest.co.uk/karinanncameron/classroom-teacch-activity-trays/>

<https://www.twinkl.co.uk/resources/areas-of-need-primary-send-inclusion-teaching-resources/cognition-and-learning-difficulties-areas-of-need-primary-send-inclusion/sen-asd-social-stories-teacch-workstation-activities>




IV. Turn taking

Build visuals to support the activity



V. Remember to build in time to play - free play and learning to play

Ensure you plan for space on the floor. Playing on a floor encourages students to lean, reach, stretch and support their weight through their shoulders - all key areas of strength to develop.



VI. Fully understand all the stages of pre-writing development and the importance of developing core and shoulder strength

Writing is a very complex task, that is often an area of difficulty for students with SEND.

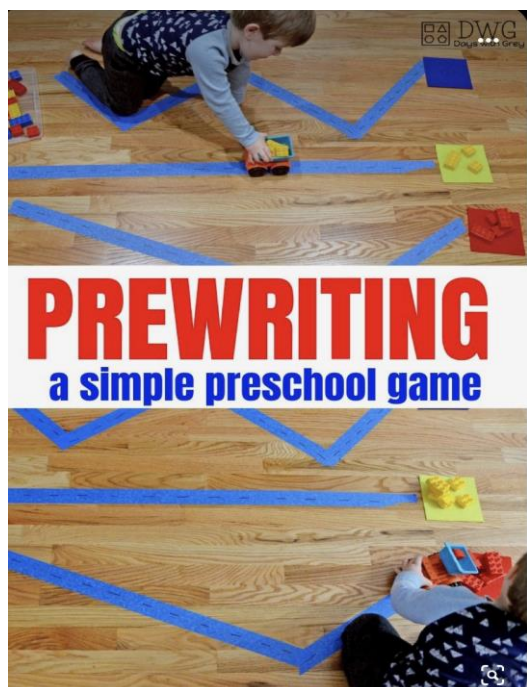
Here you can download a developmental pack outlining how develop and support the different areas of handwriting development;

http://redbridgeserc.org/uploads/factsheets/Directional_stages_of_writing.pdf

While handwriting skills are developing, ensure you provide alternative forms of recording. SEaTSS can provide free app and software support and training.

<http://redbridgeserc.org/resources/entry/writing-alternative-approaches-and-tools-to-consider-when-planning>

<http://redbridgeserc.org/resources/category/fine-motor-handwriting-app>



VII. **Fine Motor** - many students with complex SEN/ASD struggle with fine motor skills. Start with activities they enjoy and extend rather than introducing a new skill.

See below a cutting box for a student who likes to snip.

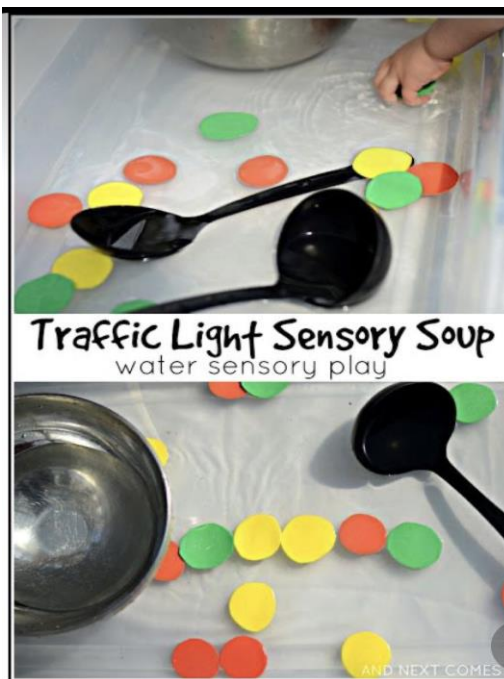


VIII. Build in movement and activity to all learning tasks

Explore 'early years' activity ideas to bring in movement and activity to all learning tasks where possible.



IX. Use the floor, wall and outside for learning activities - you do not always need to work at a table.



X. Sensory - love it or hate it!


For every sensory activity you plan - some will love it and some will hate it

Boards such as pinterest have many pages dedicated to new sensory ideas; also SEaTSS has some great ideas to get you started.

<http://redbridgeserc.org/resources/category/sensory-sensory-integration-stimulation>



Search 'Sensory Tuff trays' to find motivating ways to introduce letters, numbers etc




Article from Learning and Exploring Through Play - 2 Jul 2021

Sensory Tuff Trays



XI. Self regulation

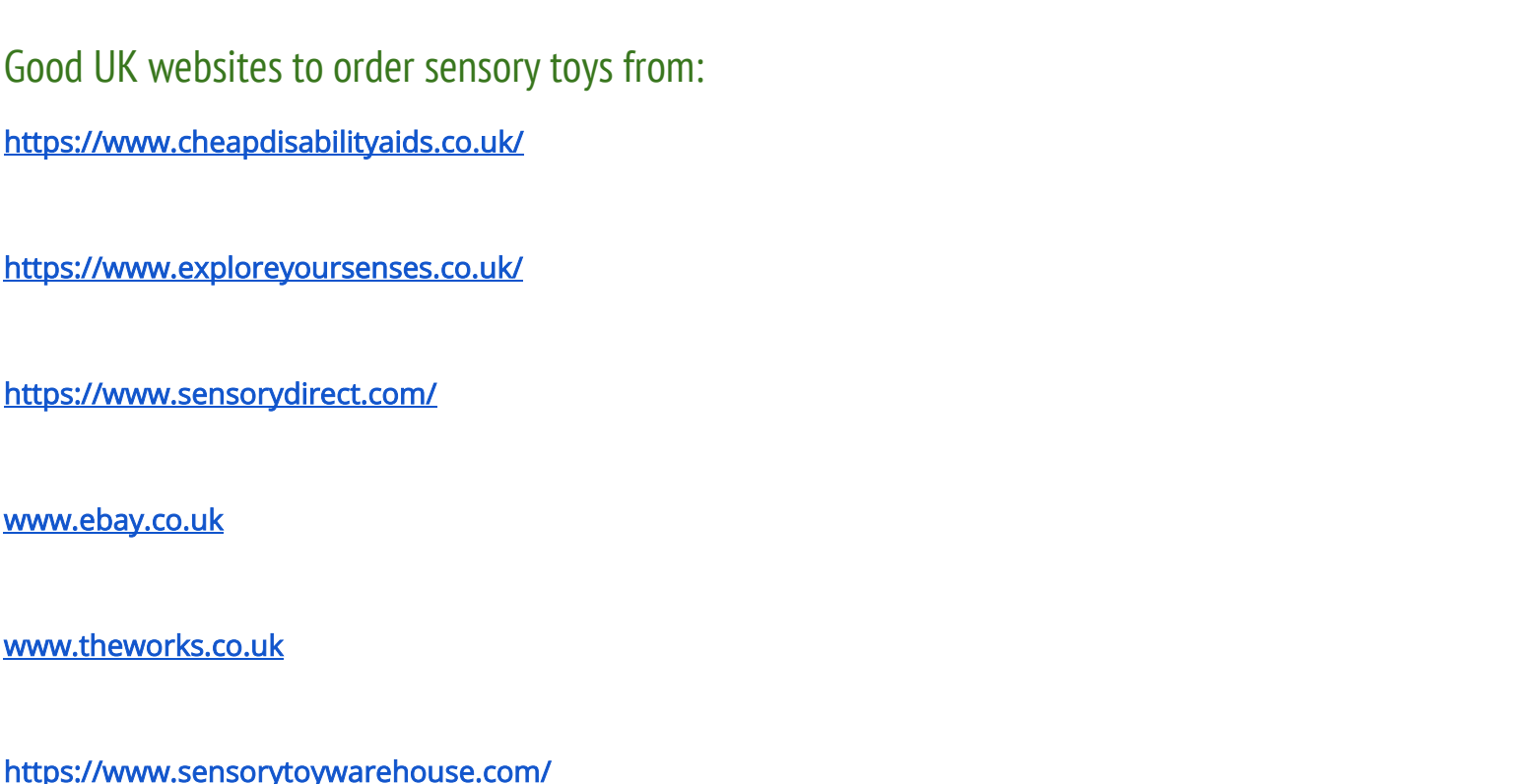
One of the benefits of having a hub in the school is that you can create areas where students can calm and self regulate themselves. Large bean bags are very useful - also weighted blankets, and areas where students can calm down.



Build personalised Calm down boxes and quiet areas in the classroom



XII. Think through your view of fidget items



<https://www.cheapdisabilityaids.co.uk/>

<https://www.exploreyoursenses.co.uk/>

<https://www.sensorydirect.com/>

www.ebay.co.uk

www.theworks.co.uk

<https://www.sensorytoywarehouse.com/>

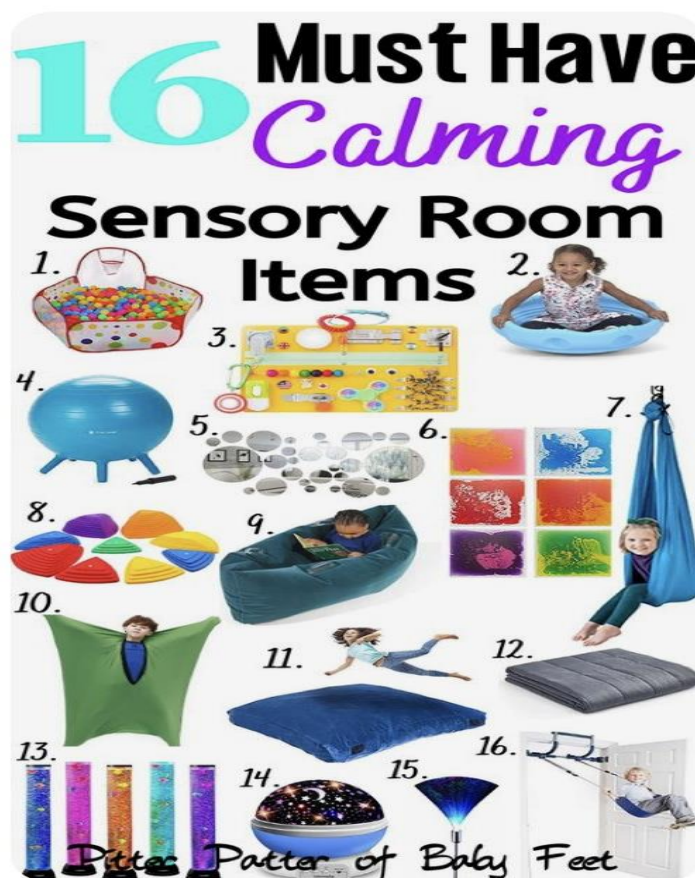
Also explore shops like the Poundshop, The Works etc as often they have a range of fidget toys and items such as fans, feather mops, cheap fleece blankets etc

XXIII. Sensory circuits - build these into the school day and transition routes to other areas in the school


You can find more information here;

<https://www.cambscommunityservices.nhs.uk/docs/default-source/leaflets---sensory-strategy-leaflets---april-2015/0218---sensory-circuits---info-for-teachers---april-2018.pdf?sfvrsn=8>

SEaTSS offer a FREE one hr Sensory Profile training session for staff - contact us if you would like to book this for your school.



XIII. Reward - how do you reward positive behaviour, success and good choices?



XIV. Different interventions

TAC PAC

<https://www.youtube.com/watch?v=LjrRmNTghGM>

From September 2021- SEaTSS will be selling Tac Pac's to Redbridge settings

Parachute games

<http://redbridgeserc.org/resources/entry/parachute-games-pack>



Finally, when planning an activity plan for success

Many students don't enjoy messy, creative abstract activities, as often they are unsure what is being asked for them. Have an example to copy, and initially ask the student to add the final element on, ensuring success.



SEaTSS offer a range of FREE training on all aspects of SEND for all ages and all settings

Have a look at our Training Brochure:

<http://redbridgeserc.org/resources/category/seatss-training>

Our website:

www.redbridgeserc.org

Our taster YouTube Channel:

<https://www.youtube.com/channel/UCYvQ3ULh0WWJAYVzcV7xZoQ/playlists>

or contact us on seatss@redbridge.gov.uk

Best Sensory Facebook pages/websites to follow:

<https://ianbean.co.uk/Downloads/sensoryideas.pdf>

<https://www.ianbean.co.uk/>

Sensory Soup - Facebook

Sensory Stories - Facebook

Very Special Maths - Facebook

The Maths Mum - Facebook

Five Minute Mum - Facebook

<https://activelearningspace.org/families/ideas-for-young-learners>

Electric Umbrella Music Machine offer FREE interactive music every Wednesday for 45 mins

http://www.nicurriculum.org.uk/curriculum_microsite/SEN_PMLD_thematic_units/

<https://inclusiveteach.com/2020/03/20/150-sensory-learning-ideas/>

<http://www.thesensoryprojects.co.uk/>

www.ican.org.uk

[Wearethesenco.blogspot.com](http://wearethesenco.blogspot.com)

www.autismspectrumteacher.com

www.springwoodheath.co.uk- 'A bucket full of ideas' -SENISS

www.specialstrong.com- Top 10 Social Skill Activities for Autism to Help with Sensory Issues in Children

www.autism.org.uk - Difficulties at lunch or break times - a guide for Teachers