





Music Five-Year Curriculum Plan

KS3	Extended Assessed Topics				Mini Topics 2 Lessons Each
	Keyboard	Music Technology	Drums	Composition	
Year 7	The Final Countdown <i>6 Lessons</i> Basic keyboard playing technique Melodic playing, primarily with right hand	Stand By Me <i>6 Lessons</i> GarageBand basics Listening to and copying a variety of tracks Creating own versions of tracks within set parameters	Groove and Fill <i>6 Lessons</i> Basic drum technique Basic rock groove Set drum fills	Leitmotifs <i>6 Lessons</i> Composing contrasting chord sequences and leitmotifs for a hero and a villain 	Evolution of the Orchestra  <ul style="list-style-type: none"> Instrumental families Impact of society and technology Graphic Scores <ul style="list-style-type: none"> Explore and create graphic score compositions in groups Ukulele: Stay With Me <ul style="list-style-type: none"> Play chords on the ukulele Stay With Me <ul style="list-style-type: none"> Play Stay With Me in small groups (vocals, ukulele and drums)
Year 8	Prelude in C <i>5 Lessons</i> Developing independent finger movement in both hands	Moonlight Sonata <i>5 Lessons</i> Developing GarageBand skills  Creating drum grooves and fills Creating and developing a melody line	Gangstas Paradise <i>5 Lessons</i> Three bar groove from Gangstas Paradise Set fill and create your own drum fills		Riffs <ul style="list-style-type: none"> Learn how to play riffs on the ukulele Samba <ul style="list-style-type: none"> Learn set samba rhythms Create and structure own samba rhythms in groups
Year 9*	All of Me <i>5 Lessons</i> Playing chord sequences in a variety of styles Using both hands together	Four Chords <i>5 Lessons</i> Developing skills in GarageBand Creating a rhythmic sequence of four chords Creating a catchy melody	Back in Black <i>5 Lessons</i> Groove with open and closed hi hat Syncopated fills 		Blues Improvisation <ul style="list-style-type: none"> Melody writing Call and response Repetition and sequence Yellow <ul style="list-style-type: none"> Playing the song, 'Yellow,' in groups

*In 2024-25, Year 9 will be completing the Year 8 Topics for Music Tech, Drums and Mini Topics as this is a new Key Stage 3 Curriculum for 2024 and they have not had prior experience of these topics in Years 7 or 8.

Key Stage 4: Eduqas GCSE		Year 10 (5 lessons per fortnight)	Year 11 (4 lessons per fortnight)
Autumn	HT1	<ul style="list-style-type: none"> • Musical Theory and Vocabulary for GCSE Music • Listening to and notating simple melodies • Composing melodies • Melody assessment • Consider pieces for performance component 	<ul style="list-style-type: none"> • Revisit AOS1 • Start to build a vocabulary revision list • Revisit and revise Set Work • Begin Set Brief Composition coursework • Select performance pieces for final coursework submission
	HT2	<ul style="list-style-type: none"> • AOS1 Musical Forms & Devices • Set Work: Badinerie (Bach) • Listening Tests • Relationships between melodies and chords • Solo performance – formative feedback 	<ul style="list-style-type: none"> • Revisit AOS4 • Revisit and revise Set Work • Complete Set Brief Composition
Spring	HT3	<ul style="list-style-type: none"> • AOS4 Popular Music • Set Work: Africa (Toto) • Listening Tests • Composing using different textures • Ensemble performance – formative feedback 	<ul style="list-style-type: none"> • Revisit AOS2 • Revisit final draft of Free Composition • Continue to work on performances, recording where appropriate
	HT4	<ul style="list-style-type: none"> • AOS2 Music for Ensemble • Listening Tests • Composing to a brief – assessed composition • Use of musical elements to create mood • Solo performance – formative feedback 	<ul style="list-style-type: none"> • Revisit AOS3 • Complete Free Composition • Final performance coursework recordings (solo and ensemble) • Complete all documentation for submission of coursework
Summer	HT5	<ul style="list-style-type: none"> • AOS3 Film Music • Begin Free Composition coursework • Ensemble performance – formative feedback 	<ul style="list-style-type: none"> • Practise for Appraisal (listening exam)
	HT6	<ul style="list-style-type: none"> • Review of all four AOS & Set Works • Finish final draft of Free Composition • Mock Performance Assessment – Solo and Ensemble 	<p>GCSE Careers Info As we look at the AOS over the course we will explore: Orchestral Musicians, Musical Directors Composing for Film & TV Role of sound technicians and technology within music</p> 