



'An Academy to be Proud of'

All worksheets, templates and resources will be available on the Dojo Class Story or will be assigned to you individually.

Monday

English: Listen to Miss Bradley read the poem 'Meet the Pirates'. Ask: How is a poem different from a story? Can you spot the rhyming words in the poem? **Task:** To highlight the rhyming words and add some rhyming words of your own. These rhyming words can be anything e.g. sail, mail, tail or feet, deep, meet.

Handwriting: Today watch the video and practise the letter 'r'

Maths: Today we are going to start a new unit in maths, Place Value (within 50). We will start by learning to count forwards and backwards, within 50. Please watch the video then have a go at today's activity, completing the missing number tracks.

<https://classroom.thenational.academy/lessons/sequencing-numbers-to-50-cmtkjt>

Tuesday

English: Listen to Miss Bradley read the poem 'Meet the Pirates' again. **Task:** To match the pirate names to the correct rhyming words. Cut and stick if you can or write them out instead. Challenge: Can you think of 2-3 of your own? Keep this work to one side as you will need it for tomorrow's lesson.

Handwriting Today watch the video and practise the letter 's'.

Maths: Today we are going to look at how to Count to 50 by making 10. Start by watching the first 2 videos then see if you can complete today's activity.

<https://whiterosemaths.com/homelearning/year-1/spring-week-5-number-place-value-within-50/>

Wednesday

English: Listen to Miss Bradley read the poem again. **Task:** Using the 'word bank' you created yesterday you are now going to write two new verses for the poem 'Meet the Pirates'. Watch Miss Bradley write her verse now you have a try using the same sentence starters. For example:

There is Pirate..... Who..... There is Pirate..... Who.....

Handwriting: Today watch the video and practise the letter 'b'.

Maths: Our task today is; to Represent Numbers to 50. Please watch the video Tens and Ones then try today's task. [https://whiterosemaths.com/homelearning/year-](https://whiterosemaths.com/homelearning/year-1/spring-week-5-number-place-value-within-50/)

Thursday

Guided Reading: Listen to Miss Bradley read Pirate Pete and His Smelly Feet. Can you spot any rhyming words? How did the book make you feel when Pete was made to walk the plank? **Task:** Which word best describes how you felt listening to the story? Cut out or choose an emotion to draw and write a sentence about how you are feeling and why.

Challenge: Choose a different feeling and explain why.

Handwriting - Today watch the video and practise the letter 'o'.

Maths: Today we will learn how to Represent Numbers in Different Ways (within 50). Start by watching the video then complete today's activity.

[https://whiterosemaths.com/homelearning/year-1/spring-](https://whiterosemaths.com/homelearning/year-1/spring-week-5-number-place-value-within-50/)

Friday

Guided Reading: Listen to Miss Bradley finish reading the story of Pirate Pete and His Smelly Feet. **Task:** Draw your favourite part of the story and write a sentence underneath to explain why. For example I like the part where.....because.....

Handwriting: Today practise writing the tricky words *he*, *be*, *she*, *we*, and *me* using your pre-cursive handwriting style.

Maths: Today we would like you to continue practising numbers to 50. Ask your grown up to say a two-digit number (within 50). Now you write the number using numerals. For example, I say twenty-six, you write 26. How many can you write correctly?



Miss Fewings Phonics Group - Phase 5 - Alternative Pronunciations

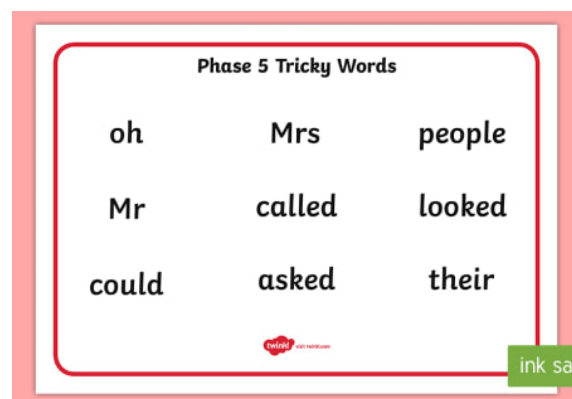
Monday - We are learning the 'o' sound (pronounced 'most') Please start by watching the video <https://www.youtube.com/watch?v=ZIFnBksHVRA&feature=youtu.be> Practise reading and writing these words and sentence at home; **no, go, most, post, open, host, cold, both, gold, and golden. Don't open the golden pot.**

Tuesday - We are learning the 'i' sound (pronounced 'find') Please start by watching the video <https://www.youtube.com/watch?v=7bZAmR4wq88&feature=youtu.be> Practise reading and writing these words and sentence at home; **find, mind, child, wild, kind, remind, spider, and tiger. The tiger has a long tail.**

Wednesday - We are learning the 'a' sound (pronounced 'bacon') Please start by watching the video <https://www.youtube.com/watch?v=7jUowc8UNGE&feature=youtu.be> Practise reading and writing these words and sentence at home; **paper, later, apron, chasing, basic, bacon, acorn, baking and apricot. I have an apron at work.**

Thursday - We are learning the 'e' sound (pronounced 'she') Please start by watching the video <https://www.youtube.com/watch?v=GG54yZuMJr4&feature=youtu.be> Practise reading and writing these words and sentence at home; **me, we, she, he, be, relax, between and delight. It is a delight to hear you read.**

Friday - Today revisit the 'o', 'i', 'a' and 'e' sounds you have learned this week. Please start by watching this video <https://www.youtube.com/watch?v=LqGBEDty8tA&feature=youtu.be> Practise reading and writing your phase 5 tricky words.



Miss Bradley and Mrs Latcham's Groups

Monday - We are learning to read adjacent consonants. Please start by watching the video.

<https://www.youtube.com/watch?v=t3YvtSe5RPI&feature=youtu.be> Practise reading and writing these words at home; **spoil, groan, spoon, green, tree, and brown**. Practise reading the tricky words **out** and **one**. Practise reading and spelling the sentence: **This one green dress is a tight fit on me.**

Tuesday - We are learning to read adjacent consonants. Please start by watching the video.

<https://www.youtube.com/watch?v=gJhNxURKtIo&feature=youtu.be> Practise reading and writing these words at home; **scoop, clown, street, steep, stair, and spark**. Practise reading the tricky words **do** and **come**. Practise reading and spelling the sentence: **The clown cannot get his boot onto the steep stairs.**

Wednesday - We are learning to read adjacent consonants. Please start by watching the video.

<https://www.youtube.com/watch?v=AAIs6YzFTYM&feature=youtu.be> Practise reading and writing these words at home; **broom, snort, train, three, creep, and crown**. Practise reading the tricky words **what** and **they**. Practise reading and spelling the sentence: **What a sight - three ducks float in the moonlight!**

Thursday - We are learning to read adjacent consonants. Please start by watching the video.

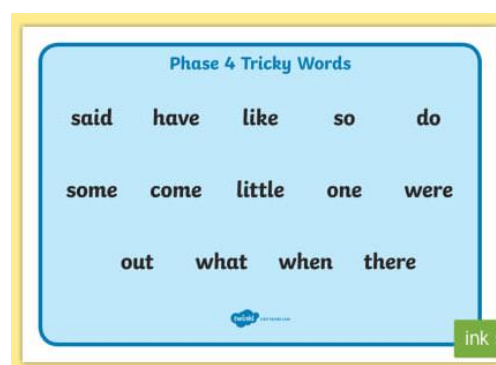
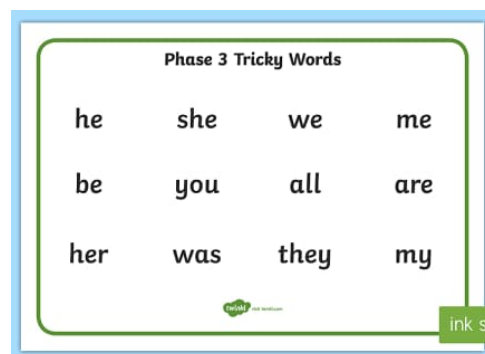
<https://www.youtube.com/watch?v=OO49S-qXQxE&feature=youtu.be> Practise reading and writing these words at home; **joint, smart, help, sink, gift, and spoil**. Practise reading the tricky words **have** and **when**. Practise reading and spelling the sentence: **I have a smart flower crown in my hair.**

Friday - We are learning to read adjacent consonants. Please start by watching the video.

<https://www.youtube.com/watch?v=KtORLbwPB8U&feature=youtu.be> Practise reading and writing these words at home; **green, street, three smart, chart, and spark**. Practise reading the tricky words **one** and **what**. Practise reading and spelling the sentence: **What a smart green train that is!**


This is how we say our sounds, please watch the video for support.

<https://lettersandsounds.org.uk/for-home/overview>



Topic - RE

Monday: Listen to the story 'The Suitcase' read by Miss Bradley. Discuss these questions with your child at home; How could you show friendship to this character to make them feel included? Do I need friends? Why? Then discuss things that a good friend does do and does not do. After, sort the pictures underneath the correct heading. See Class Dojo for the worksheet.



Tuesday: Listen to the bible stories 'Stilling the Storm' <https://www.youtube.com/watch?app=desktop&v=ZzPwRXytr7U> **Jesus and Zacchaeus** <https://www.youtube.com/watch?v=5BjtbJFz2ug> and 'Raising Lazarus' <https://www.youtube.com/watch?app=desktop&v=30CO6HrJ4n4> Explain and discuss that Christians believe that Jesus was a good friend to them, but how did Jesus show his friendship and was it always easy? Task: Draw a picture and write sentence in your exercise book about a time when you helped a friend and why. **Challenge:** Can you create a friendship card for someone in class? You could post it through their letter box, if you live close by.

Wednesday: Watch the videos again and ask your child; What do you think? What do you see? What do you feel? What do you wonder? Discuss - When was it easiest for Jesus to show friendship and why? When was it hardest for Jesus to show friendship and why?

Then show children a picture from each story. Can they order them according to when Jesus may have found it easy or difficult to show friendship and explain why? See worksheets on Class Dojo for this. You can film the children verbally explaining this if you wish to. For example a response could be '*Jesus found it difficult to show friendship because not everyone believed in him*'.

Thursday: PE: Please click <https://www.youtube.com/channel/UCAxW1XT0iEJo0TYIRfn6rYQ> to choose your Jo Wicks activity.

Friday: PE: Please click <https://www.youtube.com/user/CosmicKidsYoga> to do some Cosmic Yoga



Maker Hour:

Bake and decorate a cake or create a large piece of art. Post your 'screen-break' activity onto your portfolio.



Ongoing Learning Activities

These are activities you can do every day with your child at home. This is not an expectation but if you wish to, please choose from some of the learning activities listed below.

- Reading and writing tricky words. Phase's 3, 4 and 5. See phonics teaching.
- Handwriting practise, see videos on Class Dojo.
- Number formation. (Numbers 0-20)
- 2, 5 and 10 Times Table practise.

<https://www.youtube.com/watch?v=GvTcpfSnOMQ>

- Number bonds to 10 and 20. (Instant recall)
- <https://www.topmarks.co.uk/maths-games/hit-the-button>
- Listening to and reading stories.

<https://www.youtube.com/channel/UC4Ppwly9A553faW5UWF4Yog>

- Reading your eBook. <https://ebooks.collinsopenpage.com/>
- Practising your spellings. (See spelling appendix on Class Dojo).