



'An Academy to be Proud of'

W/C 1st March 2021

Mindfulness Monday:

Today, we are going to reflect on our time at home and ways to practise being mindful. We might feel a mix of emotions and this is ok. We might feel happy when we are on walks or playing games with our family or we might feel sad that we can't go to the park with our friends. When we feel worried or sad, it's important we can find strategies to calm us down. Have a go at some ideas below:

1. Put some calming music on and have a go at the mindfulness colouring sheet on Dojo.
2. Lie on the floor and put a teddy on your tummy. Take note of the movement up and down as you breathe.
3. Draw a picture of what you are excited to do when all of the restrictions are lifted.

Parents/Carers: Today, please could you talk to your children about any questions that they may have about coming back to school. Please send them to us via Class Dojo and we will make a short video answering the best that we can.

All worksheets, templates and resources will be available on Class Dojo daily and the weekly overview will be on the Armfield Website under Remote Learning.

Talent Tuesday:

Today is all about celebrating your talents and those of other children! During lockdown, maybe you have taken the time to learn or practise something new. We know that some of you have used this time to learn to ride a bike!

1. Watch the video of clips from Britain's Got Talent posted on the Class Story. Can you answer the questions sent to you under your 'To Do' section?

2. Now we want to see your talents. Have you learnt to do something new over lockdown? Take a photo or video and upload it to Dojo. Here are some ideas:

juggling riding a bike painting magic tricks

World Maths Wednesday:

Sometimes we might wonder why we learn different things at school. Today, we are going to explore Maths in different professions.

Builder: Builders use Maths a lot to count and measure things. Can you build a tower that is 100cm tall? Can you build a tower that is 80cm tall?

Baker: Bakers use Maths when they weigh out their ingredients. Can you make the cupcakes using the recipe on Class Dojo?

Shopkeeper: Shopkeepers use Maths every day when people pay for their shopping. Can you set up a little shop and write price tags for your items? Ask somebody at home to come and buy some of your items. How much change do they need?

Thoughtful Thursdays:

Today is World Book Day and seen as it's 'Thoughtful Thursday', you're going to have a think about your favourite book. Have a go at some of the activities below:

1. If your book was a film, what would the trailer include? Think about the most exciting events in your book, can you act them out and create your very own film trailer? Remember, not to give too much away!
2. It's interview time! If you were to interview your favourite character, what would you ask? It's up to you how you present your interview, maybe you could do some role play and a member of your household can interview you!
3. It's quiz time! Watch the video on Class Dojo, take part in our quiz and send us your results. We will present the winner with a prize when we are back in school!
4. Create your own character for a story. can you make it 3D?

CALLING ALL CREATORS! In our classrooms, we want to create a gallery of all of our wonderful work over lockdown. We would like you to choose one of your creations that you are really proud of and send us a photograph for our display. Can you add a little sentence to tell us why you are proud of this piece of work? We know why we are proud of you, but why are you proud of yourself?

Fun Food Friday:

It's time for a bit of a fun with food. One of our favourite books in the BFG. [Watch the clip here](#) of when the BFG visits Buckingham Palace!

If the BFG visited your house, what would you make him for lunch? Miss Isherwood would make him a Snozcumber because that's what he loves. Can you think of something creative? You can either draw it or make it! Can you take it a step further and come up with a bank of 'nonsense adjectives' that the BFG might use when he tries your delicacy? See the example on Class Dojo.

Can you make your own 'dream jar' using different juices? Think of a dream and what liquids you might use to tell this story. E.G. A splash of green apple juice represents the luscious, green grass. The fizz of the lemonade represents the buzzy bees.

Mrs Maano's Phonics Group:

Monday: Today, we are going to be learning the sound 'air' as in 'fair'. [Watch the video here.](#)

Tuesday: Today, we are going to be learning the sound 'er' as in 'hammer'. [Watch the video here.](#)

Wednesday: Today, we are going to be learning how to read words with double letters. [Watch the video here.](#)

Thursday: Today, we are going to continue our learning of how to read words with double letters. [Watch the video here.](#)

Friday: Today, we are going to be recapping all that we have learnt this week. [Watch the video here.](#)

Mrs Haywood's Phonics Group:

Monday: Today, we are going to be learning the sound 'le' as in 'bubble'. [Watch the video here.](#)

Tuesday: Today, we are going to be learning the sound 'wh' as in 'wheel'. [Watch the video here.](#)

Wednesday: Today, we are going to be learning the sound 'c' as in 'mice'. [Watch the video here.](#)

Thursday: Today, we are going to be learning the sound 'g' as in 'giant'. [Watch the video here.](#)

Friday: Today, we are going to be reviewing all the sounds we have learnt this week. [Watch the video here.](#)



Miss Isherwood's Phonics Group:

Monday: Today, we will be learning the /air/ sound spelt as 'ere'. Watch the video on the class story and then complete the activity provided.

Tuesday: Today's alternative spelling is the phoneme /air/ spelt as 'ear' and 'are'. Can you identify the words in the passage? Can you sort these words into spelling categories?

Wednesday: Today, we are going to learn what a homograph is. Watch Miss Isherwood's video on the class story.

Thursday: Today's alternative spelling is 'al' and 'our' for the phoneme /or/, Watch the video before completing the activity.

Friday: Today, we will be practising spelling our Y2 Common Exception Words. Choose 5 words to practise. How creative can you be when writing these spellings?

Miss Clarkson's Phonics Group:

Monday: Today, we are going to look at different ways to spelt the sound 'ai'. Please read the story 'Sid the Snail' and write down any words you spot with the 'ai' sound in them. There are **29 words** to find in the text. After you have found all of the words in the text, I would like you to sort them into their 'spelling groups'.

Tuesday: Today, we are going to continue to look at different ways to spelt the 'ai' sound. Please use the image clues to help you spelt the 'ai' words. Don't forget to look at the top of each column to help you with which 'ai' spelling you need to use.

Wednesday: Today, we are going to look at different ways to spelt the sound 'f'. Please read the story 'Frankie and Fred' and write down any words you spot with the 'f' sound in them. After you have found all of the words in the text, I would like you to sort them into their 'spelling groups'.

Thursday: Today, we are going to recap the spelling families for 'ch', 'ow' and 'oi'. Watch Miss Clarkson's video to recap the rules and have a mini spelling quiz!

Friday: Today, you are going to play 'Phonopoly'. Use the board provided or create your own. There are challenge cards too!

Topic:

Monday: Today, we are going to be focusing on E-Safety and what we can do to help us stay safe when we are on the 'web'. Please read through the powerpoint for today's lessons and then complete the activity. In today's activity, you will need to read the letters of the children carefully and then write a short reply to them giving them advice. You need to apply your knowledge of keeping safe online in order to help them.

Tuesday: Today, you are going to design your own planet to make our of papier mache tomorrow. Have a look at some of the example planets posted under your 'To Do' section and then design your own.



Wednesday: Today, you are going to make your planet out of papier mache. Refer back to your design. Ask an adult to blow up your balloon. Cut up strips of newspaper, soak them in PVA glue mixed with water and create layers over the top of the balloon. You might want to do a few layers to make it sturdy.



Thursday: This afternoon, it is time to paint your plane. In order to do this, you must make sure that your planet is completely dry, otherwise when you pop the balloon it will collapse. Ask an adult to pop the balloon inside for you. Refer back to your design and choose your colours carefully. Do you need to mix any? Which colours will you need to mix to make the colour that you want?



Fitness Friday:

We are going to be completing two different cricket challenges in P.E. Please refer to the challenge sheet to see what you will require for the tasks. Please continue to upload your photos or videos to Dojo. We really enjoy seeing you take part in our weekly P.E. sessions. Alternatively, if you choose another form of exercise such as Cosmic Yoga, dance or a bike ride, we would still love to see. We look forward to seeing your photos and videos in your portfolio.



Additional useful website links:

<https://www.bbc.co.uk/teach/supermovers/ks1-collection/zbr4scw>

<https://www.topmarks.co.uk/>

TT Rockstars App - To practise your multiplication tables.

Hit the Button app - This is useful for practising lots of mental arithmetic skills.

Daily Activities:

Here are some short activities that we would encourage your child to be doing each day. These are activities that we would do every day in school; we often do these in short bursts of 10/15 minutes.


Reading - Children should aim to read each day. Your child will have been assigned a [Collins Big Cat e-book online](#) by the Year 2 team. Please refer back to Miss Bradley's video on the Armfield school story on Class Dojo if you are unsure how to access these or send us a message.



2, 5 and 10 times tables: Children should aim to practise these times tables every single day including division facts. It is really important that they can recall all facts for these tables by the end of Year 2. We are very lucky to have [Times Table Rockstars](#) for children to practise these on in a fun and engaging way. Your child's log in has been sent to you via Class Dojo. Alternatively, ['Hit the Button'](#) is another wonderful app should the children like a change every now and again.



Handwriting: In Year 2, children learn to join their cursive letters. Children should practise keeping their letters the same size and relative to the size of the lines on their page. They should make sure their ascenders reach the top line and the descenders drop below the line. Please refer to the [animations on the link here](#). Children can watch the animations of the letter joins and have a go at practising themselves in their book.




"Please excuse the mess, our children are making memories"



Amongst all this madness, we must have fun,
Curriculum aside, they're now done,
Please stop now and enjoy some activities,
And let's show off your amazing abilities,
For being a child is magical too,
With memories made in all that you do,
Let our Mr Men help you along the way,
We can't wait to see how you've spent your day,
Upload to Dojo and fill us with pride,
For your happiness is what keeps our school alive!


Little Miss Fun says,




Play a card game with a family member. This could be snap or a different game.

Play the Yes and No game! Ask someone in your household to ask you questions. You can't answer with yes or no. Can you keep going for 30 seconds?

Mr Chatterbox says,



Mr Nosey says,



Make a phone call to an older relative or family friend to ask them about when they were younger. What games did they play? Did they have the same technology as you do now?

Little Miss Curious says,



Pop your coat, head outside and look for the signs of Spring. Can you write a poem all about the change from Winter to Spring?