

Monday 14th December 2020

LO: To identify when to use capital letters and full stops.

Rewrite the sentences with capital letters and full stops.




The light from the tree was bright the snowman's fingers started to twitch

Lily put a hat on the snowman she needed to get a carrot she put him in the freezer



Lily sat by the snowman and watched the stories he was telling her she put him in the freezer to make sure he didn't melt As she got older she forgot about him because she became busy with work in the city



The glistening snowflakes fell from the sky whilst lily was rolling the snow into two balls to make her snowman her hands were freezing cold even though she had gloves on She went to work in the city and became so busy with people that she forgot about her snowman in the freezer Years later she remembered

To be able to justify my predictions.



How is she feeling? How can you tell?

I think she is feeling _____
because _____.



Where does she live? How do you know?

I think she lives _____
because _____.



Who do you think these people are? How do you know?



I think they are _____
because _____.

Tuesday 15th December 2020

LO: To recognise when to use question marks.



Which should have a question mark?



How can we stop you from melting Mr Snowman

The snow covered the ground like a blanket

When can you tell me another story

It's very cold isn't it

Lily was so pleased she now had a new friend



Can you write your own questions from the snowman?





What would Mum's reaction be if she knew Erin had sneaked onto the boat?



What would Mum's reaction be if she knew Erin had fallen into the sea?



When Erin gets on the boat - who is going to be happy about this?

Who is going to be mad?



Why do you think Erin is so curious about Black Rock?

What do you think might happen to Erin?
Why do you think this?



Wednesday 16th December 2020

LO: To use commas in a list.

When we list items in a sentence, we must put a comma between each item. Don't forget the golden rule, before the last item, we use the conjunction 'and' instead of a comma.


WAGOLL

The snowman's scarf was green, red, orange and grey.




The freezer was in the large dark dusty old garage.

Lily's mum made a stew for tea. It had beef carrots peas gravy potatoes in it.



Can you write complete the sentence to finish Lily's Christmas list?

Lily wrote her letter to Santa. We had lots of toys on it. She wrote a bike,



Year 2 Maths Addition and Subtraction Workbook



Home Learning Year 2 Maths Workbook Pack

Year 2 Programme of Study – Addition and Subtraction

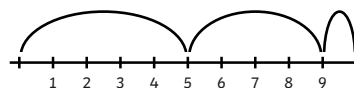
Statutory Requirements	Activity Sheet	Page Number	Notes
Solve problems with addition and subtraction using concrete objects and pictorial representations, including those involving numbers, quantities and measures.	3 hops to 10 activity sheet Adding to 20 with a number line pack	3 4 - 6	
Solve problems with addition and subtraction. Applying their increasing knowledge of mental and written methods.	Monsters colour by number addition and subtraction up to 20	7	
Recall and use addition and subtraction facts to 20 fluently, and derive and use related facts up to 100.	Addition and Subtraction facts to 20 Deriving Facts to 100	8 9	
Add and subtract numbers using concrete objects, pictorial representations, and mentally, including:			
A two-digit number and ones.	Adding 2 digit numbers and ones crossing 10	10 - 11	
A two-digit number and tens.	Adding 2 digit numbers and tens not crossing 100	12	
Two two-digit numbers.	Adding two 2-digit numbers beyond 100	13 - 15	
Adding three one-digit numbers.	Adding three one-digit numbers using number facts to 10	16	
	Adding three one-digit numbers - Which 3 numbers?	17	
Show that addition of two numbers can be done in any order (commutative) and subtraction of one number from another cannot.	Addition can be done in any order - subtraction can't!	18 - 19	
Recognise and use the inverse relationship between addition and subtraction and use this to check calculations and solve missing number problems.	Number family Activity Sheets Using Inverse Operations to check – Two Digits Plus One Digit	20 - 23 24 - 25	

twinkl.co.uk

3 Jumps to 10

Activity Sheet

Example:



Santa says he can get to his presents in 3 Jumps! Find different ways that Santa can do this and draw them on the number lines. Can you write number sentences to match his jumps?

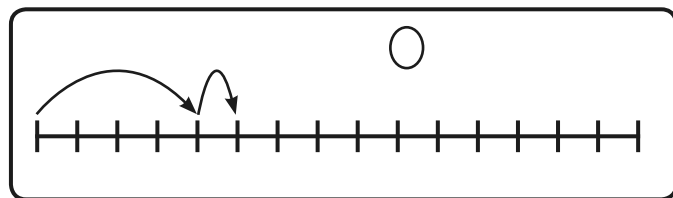


10



How many other ways can you find? Can you find them all?

Addition to 20 on a Number Line



1. $5 + 3 =$



2. $8 + 3 =$



3. $6 + 6 =$



4. $4 + 5 =$



5. $4 + 7 =$



6. $7 + 6 =$



7. $8 + 4 =$



8. $9 + 6 =$



9. $3 + 9 =$



10. $2 + 10 =$





Addition to 20 on a Number Line - Sheet 2



For these questions, can you work out which sums are being shown on the number lines?
The first one has been done for you.

1. $5 + 7 = 12$



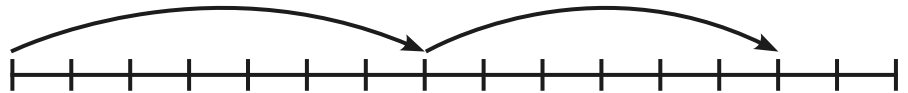
2. $\square + \square = \square$



3. $\square + \square = \square$



4. $\square + \square = \square$



5. $\square + \square = \square$



6. $\square + \square = \square$



7. $\square + \square = \square$



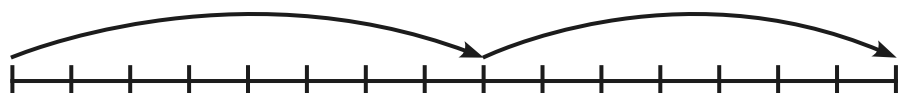
8. $\square + \square = \square$



9. $\square + \square = \square$



10. $\square + \square = \square$





Addition to 20 on a Number Line - Sheet 3

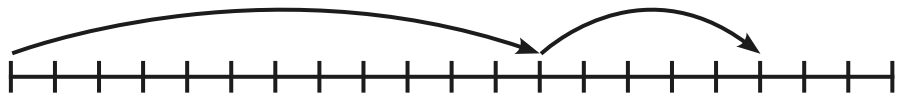


Practise what you have learned so far on a number line to 20 and progress to see if you can draw your own number line!

1. $11 + 4 = \square$



2. $\square + \square = \square$



3. $8 + 9 = \square$



4. $6 + \square = 9$



5. $\square + \square = \square$



6. $\square + 7 = 11$



7. $9 + 9 = \square$



8. $12 + 3 = \square$



9. $7 + 9 = \square$



10. $13 + 5 = \square$

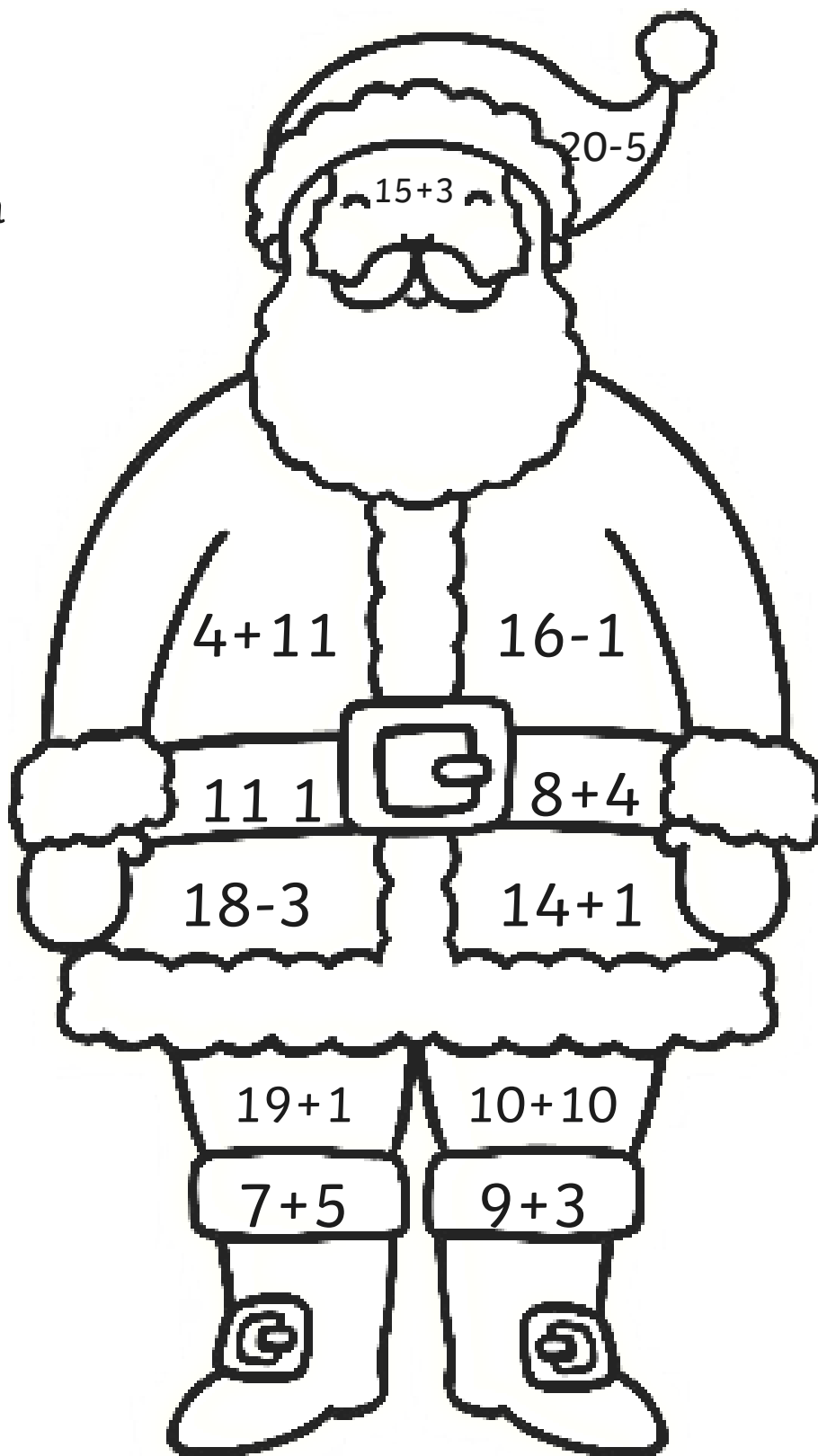




Santa Colour by Number Addition and

Solve the calculations in the picture to work out what colours they should be!

12 = black
15 = red
18 = pink
20 = brown



Addition and Subtraction Facts to 20 – Speed Test

See how long it takes you to complete all of these or give yourself



$6 + 6 =$	$8 - 6 =$	$9 - 3 =$	$13 - 4 =$	$4 - 1 =$
$14 + 5 =$	$2 + 17 =$	$7 - 4 =$	$4 + 9 =$	$4 - 2 =$
$9 - 7 =$	$3 + 9 =$	$15 - 1 =$	$20 - 10 =$	$10 - 5 =$
$2 + 11 =$	$3 + 1 =$	$14 - 7 =$	$17 + 2 =$	$2 + 3 =$
$2 + 15 =$	$3 - 2 =$	$9 + 3 =$	$6 + 4 =$	$15 - 6 =$
$7 - 3 =$	$11 + 5 =$	$8 - 5 =$	$7 + 8 =$	$4 + 6 =$
$10 + 10 =$	$18 - 4 =$	$3 + 4 =$	$20 - 19 =$	$4 + 9 =$
$8 - 2 =$	$10 + 0 =$	$8 + 8 =$	$14 + 2 =$	$7 - 2 =$
$11 + 1 =$	$13 - 5 =$	$17 - 2 =$	$9 - 4 =$	$19 + 1 =$
$14 - 1 =$	$12 - 9 =$	$3 + 7 =$	$5 + 5 =$	$15 - 9 =$

Correct answers:

Time:

Deriving Facts to 100

A. For each of the following, complete the number fact to 10 and then derive the number fact to 100.
The first one has been done for you.

1. $7 + 2 = 9$

2. $7 - 4 =$

$70 + 20 = 90$

$70 - 40 =$

3. $3 + 4 = 6$

4. $3 + 6 =$

$40 + 60 =$

$30 + 60 =$

5. $5 - 3 =$

6. $8 - 3 =$

$50 - 30 =$

$80 - 30 =$

7. $10 - 7 =$

8. $9 + 1 =$

$100 - 70 =$

$90 + 10 =$

9. $5 + 4 =$

10. $3 - 2 =$

$50 + 40 =$

$30 - 20 =$

11. $9 - 8 =$

12. $10 - 5 =$

$90 - 80 =$

$100 - 50 =$



B. Use the appropriate number fact to ten mentally to derive the number fact to 100.

1. $50 + 50 =$

2. $40 + 30 =$

3. $60 - 40 =$

4. $80 - 30 =$

5. $10 + 80 =$

6. $20 + 60 =$

7. $90 - 60 =$

8. $50 - 40 =$

9. $20 + 80 =$

10. $80 - 70 =$

11. $40 + 40 =$

12. $70 - 20 =$

Adding 2-Digit Numbers and Ones Crossing 10 Activity Sheet 1

1. $5 + 6 =$ _____
 $15 + 6 =$ _____
 $45 + 6 =$ _____
 $65 + 6 =$ _____

2. $8 + 3 =$ _____
 $18 + 3 =$ _____
 $38 + 3 =$ _____
 $78 + 3 =$ _____

3. $6 + 8 =$ _____
 $16 + 8 =$ _____
 $46 + 8 =$ _____
 $96 + 8 =$ _____

4. $7 + 5 =$ _____
 $17 + 5 =$ _____
 $67 + 5 =$ _____
 $87 + 5 =$ _____

5. $5 + 9 =$ _____
 $15 + 9 =$ _____
 $55 + 9 =$ _____
 $85 + 9 =$ _____

6. $6 + 7 =$ _____
 $16 + 7 =$ _____
 $46 + 7 =$ _____
 $76 + 7 =$ _____

7. $9 + 3 =$ _____
 $19 + 3 =$ _____
 $59 + 3 =$ _____
 $99 + 3 =$ _____

8. $4 + 9 =$ _____
 $14 + 9 =$ _____
 $54 + 9 =$ _____
 $74 + 9 =$ _____

9. $7 + 8 =$ _____
 $17 + 8 =$ _____
 $57 + 8 =$ _____
 $97 + 8 =$ _____

10. $5 + 8 =$ _____
 $15 + 8 =$ _____
 $65 + 8 =$ _____
 $85 + 8 =$ _____



Adding 2-Digit Numbers and Ones Crossing 10 Activity Sheet 2

1. $5 + 4 =$ _____
 $15 + 4 =$ _____
 $35 + 4 =$ _____
 $75 + 4 =$ _____

2. $8 + 6 =$ _____
 $18 + 6 =$ _____
 $28 + 6 =$ _____
 $68 + 6 =$ _____

3. $2 + 8 =$ _____
 $12 + 8 =$ _____
 $52 + 8 =$ _____
 $92 + 8 =$ _____

4. $7 + 6 =$ _____
 $17 + 6 =$ _____
 $47 + 6 =$ _____
 $67 + 6 =$ _____

5. $5 + 2 =$ _____
 $15 + 2 =$ _____
 $25 + 2 =$ _____
 $65 + 2 =$ _____

6. $9 + 7 =$ _____
 $19 + 7 =$ _____
 $39 + 7 =$ _____
 $99 + 7 =$ _____

7. $7 + 3 =$ _____
 $17 + 3 =$ _____
 $47 + 3 =$ _____
 $67 + 3 =$ _____

8. $4 + 8 =$ _____
 $14 + 8 =$ _____
 $44 + 8 =$ _____
 $64 + 8 =$ _____

9. $9 + 8 =$ _____
 $19 + 8 =$ _____
 $49 + 8 =$ _____
 $79 + 8 =$ _____

10. $1 + 8 =$ _____
 $11 + 8 =$ _____
 $61 + 8 =$ _____
 $71 + 8 =$ _____



Adding 2-Digit Numbers and Tens, Not Crossing 100

1. $30 + 10 =$ _____

$35 + 10 =$ _____

$37 + 10 =$ _____

$38 + 10 =$ _____

2. $20 + 30 =$ _____

$25 + 30 =$ _____

$26 + 30 =$ _____

$29 + 30 =$ _____

3. $10 + 20 =$ _____

$16 + 20 =$ _____

$17 + 20 =$ _____

$19 + 20 =$ _____

4. $40 + 50 =$ _____

$43 + 50 =$ _____

$44 + 50 =$ _____

$48 + 50 =$ _____

5. $50 + 30 =$ _____

$54 + 30 =$ _____

$55 + 30 =$ _____

$58 + 30 =$ _____

6. $20 + 60 =$ _____

$25 + 60 =$ _____

$27 + 60 =$ _____

$28 + 60 =$ _____

7. $60 + 20 =$ _____

$61 + 20 =$ _____

$64 + 20 =$ _____

$68 + 20 =$ _____

8. $70 + 20 =$ _____

$72 + 20 =$ _____

$74 + 20 =$ _____

$78 + 20 =$ _____

9. _____ $+ 40 = 70$

_____ $+ 40 = 71$

_____ $+ 40 = 74$

_____ $+ 40 = 77$

10. _____ $+ 60 = 90$

_____ $+ 60 = 93$

_____ $+ 60 = 96$

_____ $+ 60 = 99$





Adding Two 2-Digit Numbers Beyond 100 Activity Sheet 1



Add together these two digit numbers:

$$\begin{array}{r} 1) \ 61 \\ +72 \\ \hline \end{array}$$

$$\begin{array}{r} 2) \ 95 \\ +64 \\ \hline \end{array}$$

$$\begin{array}{r} 3) \ 75 \\ +78 \\ \hline \end{array}$$

$$\begin{array}{r} 4) \ 47 \\ +83 \\ \hline \end{array}$$

$$\begin{array}{r} 5) \ 29 \\ +86 \\ \hline \end{array}$$

$$\begin{array}{r} 6) \ 74 \\ +93 \\ \hline \end{array}$$

$$\begin{array}{r} 7) \ 56 \\ +87 \\ \hline \end{array}$$

—

—

—

—

—

—

—

$$\begin{array}{r} 8) \ 79 \\ +45 \\ \hline \end{array}$$

$$\begin{array}{r} 9) \ 38 \\ +88 \\ \hline \end{array}$$

$$\begin{array}{r} 10) \ 66 \\ +57 \\ \hline \end{array}$$

$$\begin{array}{r} 11) \ 87 \\ +56 \\ \hline \end{array}$$

$$\begin{array}{r} 12) \ 92 \\ +93 \\ \hline \end{array}$$

$$\begin{array}{r} 13) \ 62 \\ +79 \\ \hline \end{array}$$

$$\begin{array}{r} 14) \ 74 \\ +76 \\ \hline \end{array}$$

—

—

—

—

—

—

—

$$\begin{array}{r} 15) \ 83 \\ +74 \\ \hline \end{array}$$

$$\begin{array}{r} 16) \ 70 \\ +65 \\ \hline \end{array}$$

$$\begin{array}{r} 17) \ 38 \\ +72 \\ \hline \end{array}$$

$$\begin{array}{r} 18) \ 93 \\ +87 \\ \hline \end{array}$$

$$\begin{array}{r} 19) \ 65 \\ +93 \\ \hline \end{array}$$

$$\begin{array}{r} 20) \ 88 \\ +86 \\ \hline \end{array}$$

$$\begin{array}{r} 21) \ 67 \\ +74 \\ \hline \end{array}$$

—

—

—

—

—

—

—





Adding Two 2-Digit Numbers Beyond 100 Activity Sheet 2



Add together these two digit numbers:

$$\begin{array}{r} 1) \ 45 \\ +85 \\ \hline \end{array}$$

$$\begin{array}{r} 2) \ 63 \\ +73 \\ \hline \end{array}$$

$$\begin{array}{r} 3) \ 33 \\ + \\ \hline \end{array}$$

$$\begin{array}{r} 4) \ 32 \\ +69 \\ \hline \end{array}$$

$$\begin{array}{r} 5) \ 49 \\ +92 \\ \hline \end{array}$$

$$\begin{array}{r} 6) \ 57 \\ +65 \\ \hline \end{array}$$

$$\begin{array}{r} 7) \ 83 \\ +89 \\ \hline \end{array}$$

—

—

—

—

—

—

—

$$\begin{array}{r} 8) \ 72 \\ +70 \\ \hline \end{array}$$

$$\begin{array}{r} 9) \ 18 \\ +87 \\ \hline \end{array}$$

$$\begin{array}{r} 10) \ 77 \\ +66 \\ \hline \end{array}$$

$$\begin{array}{r} 11) \ 69 \\ +78 \\ \hline \end{array}$$

$$\begin{array}{r} 12) \ 71 \\ +92 \\ \hline \end{array}$$

$$\begin{array}{r} 13) \ 39 \\ +86 \\ \hline \end{array}$$

$$\begin{array}{r} 14) \ 79 \\ +69 \\ \hline \end{array}$$

—

—

—

—

—

—

—

$$\begin{array}{r} 15) \ 58 \\ +78 \\ \hline \end{array}$$

$$\begin{array}{r} 16) \ 93 \\ +96 \\ \hline \end{array}$$

$$\begin{array}{r} 17) \ 85 \\ +82 \\ \hline \end{array}$$

$$\begin{array}{r} 18) \ 56 \\ +99 \\ \hline \end{array}$$

$$\begin{array}{r} 19) \ 78 \\ +71 \\ \hline \end{array}$$

$$\begin{array}{r} 20) \ 68 \\ +56 \\ \hline \end{array}$$

$$\begin{array}{r} 21) \ 83 \\ +76 \\ \hline \end{array}$$

—

—

—

—

—

—

—





Adding Two 2-Digit Numbers Beyond 100 Activity Sheet 3



Add together these two digit numbers:

$$\begin{array}{r} 1) \ 57 \\ +64 \\ \hline \end{array}$$

$$\begin{array}{r} 2) \ 38 \\ +97 \\ \hline \end{array}$$

$$\begin{array}{r} 3) \ 26 \\ +87 \\ \hline \end{array}$$

$$\begin{array}{r} 4) \ 56 \\ +54 \\ \hline \end{array}$$

$$\begin{array}{r} 5) \ 98 \\ +56 \\ \hline \end{array}$$

$$\begin{array}{r} 6) \ 72 \\ +87 \\ \hline \end{array}$$

$$\begin{array}{r} 7) \ 82 \\ +54 \\ \hline \end{array}$$

—

—

—

—

—

—

—

$$\begin{array}{r} 8) \ 92 \\ +61 \\ \hline \end{array}$$

$$\begin{array}{r} 9) \ 78 \\ +79 \\ \hline \end{array}$$

$$\begin{array}{r} 10) \ 51 \\ +76 \\ \hline \end{array}$$

$$\begin{array}{r} 11) \ 94 \\ +64 \\ \hline \end{array}$$

$$\begin{array}{r} 12) \ 73 \\ +96 \\ \hline \end{array}$$

$$\begin{array}{r} 13) \ 26 \\ +76 \\ \hline \end{array}$$

$$\begin{array}{r} 14) \ 84 \\ +79 \\ \hline \end{array}$$

—

—

—

—

—

—

—

$$\begin{array}{r} 15) \ 52 \\ +69 \\ \hline \end{array}$$

$$\begin{array}{r} 16) \ 73 \\ +93 \\ \hline \end{array}$$

$$\begin{array}{r} 17) \ 46 \\ +72 \\ \hline \end{array}$$

$$\begin{array}{r} 18) \ 91 \\ +67 \\ \hline \end{array}$$

$$\begin{array}{r} 19) \ 77 \\ +27 \\ \hline \end{array}$$

$$\begin{array}{r} 20) \ 22 \\ +95 \\ \hline \end{array}$$

$$\begin{array}{r} 21) \ 64 \\ +47 \\ \hline \end{array}$$

—

—

—

—

—

—

—



Adding Three One-Digit Numbers to 10 Activity Sheet

Circle the pairs of numbers that add up to 10, then add the third number to make the total.

1. $4 + 6 + 3 =$

2. $5 + 5 + 6 =$

3. $7 + 3 + 4 =$

4. $8 + 2 + 9 =$

5. $1 + 9 + 7 =$

6. $7 + 2 + 3 =$

7. $6 + 3 + 4 =$

8. $3 + 8 + 7 =$

9. $5 + 3 + 5 =$

10. $2 + 9 + 8 =$

11. $5 + 8 + 5 =$

12. $5 + 7 + 3 =$

13. $4 + 8 + 2 =$

14. $9 + 5 + 1 =$

15. $8 + 2 + 7 =$

16. $7 + 7 + 3 =$

17. $4 + 8 + 2 =$

18. $5 + 5 + 5 =$

19. $3 + 3 + 7 =$

20. $8 + 8 + 2 =$

21. $6 + 4 + 6 =$

22. $5 + 2 + 5 =$

23. $1 + 1 + 9 =$

24. $7 + 8 + 3 =$

25. $5 + 7 + 5 =$

26. $6 + 4 + 9 =$

27. $7 + 2 + 3 =$

28. $6 + 3 + 7 =$

29. $7 + 6 + 4 =$

30. $9 + 2 + 8 =$

Challenge: Can you use number bonds to 10 to make sets of 4 one-digit numbers that total 20? How many different sets can you make?



Adding Three One-Digit Numbers - Which 3 Numbers?

Choose 3 numbers which add to the total given. Write as a calculation.


1. Which 3 numbers add to 15? 4 5 7 6 1 ____ + ____ + ____ = 15	8. Which 3 numbers add to 20? 6 5 9 2 6 ____ + ____ + ____ = 20	15. Which 3 numbers add to 23? 4 6 8 5 9 ____ + ____ + ____ = 23
2. Which 3 numbers add to 18? 9 1 4 5 8 ____ + ____ + ____ = 18	9. Which 3 numbers add to 7? 4 6 2 3 1 ____ + ____ + ____ = 7	16. Which 3 numbers add to 8? 2 3 5 5 1 ____ + ____ + ____ = 8
3. Which 3 numbers add to 16? 3 7 8 1 2 ____ + ____ + ____ = 16	10. Which 3 numbers add to 13? 3 5 7 9 5 ____ + ____ + ____ = 13	17. Which 3 numbers add to 19? 4 6 8 5 9 ____ + ____ + ____ = 19
4. Which 3 numbers add to 20? 8 4 5 6 8 ____ + ____ + ____ = 20	11. Which 3 numbers add to 11? 3 4 2 5 1 ____ + ____ + ____ = 11	18. Which 3 numbers add to 24? 8 7 6 9 5 ____ + ____ + ____ = 24
5. Which 3 numbers add to 12? 3 2 4 5 1 ____ + ____ + ____ = 12	12. Which 3 numbers add to 22? 7 8 2 9 5 ____ + ____ + ____ = 22	19. Which 3 numbers add to 15? 4 2 6 3 5 ____ + ____ + ____ = 15
6. Which 3 numbers add to 10? 2 3 4 1 3 ____ + ____ + ____ = 10	13. Which 3 numbers add to 17? 6 5 8 2 4 ____ + ____ + ____ = 17	20. Which 3 numbers add to 20? 6 7 3 4 9 ____ + ____ + ____ = 20
7. Which 3 numbers add to 14? 3 5 7 8 4 ____ + ____ + ____ = 14	14. Which 3 numbers add to 9? 4 3 5 4 1 ____ + ____ + ____ = 9	21. Which 3 numbers add to 12? 3 8 1 2 5 ____ + ____ + ____ = 12

Challenge: using just the numbers 1, 2, 3, 4 and 5, find as many ways as possible of adding 3 numbers to make 8, 10 and 12.



Addition Can Be Done In Any Order - Subtraction Can't!

Numbers can be added in any order and the answer will stay the same.



E.g.

●	●	●	●	●	●	●	○	○	○		
2 +			5 +				3			=	10

●	●	●	●	●	○	○	○	●	●		
5 +					3 +			2		=	10

The total is the same! Use this to help you answer the questions below.

A.

1. $4 + 3 = 7$

$3 + 4 = \square$

2. $9 + 2 = 11$

$2 + 9 = \square$

3. $6 + 4 + 7 = 17$

$4 + 7 + 6 = \square$

4. $19 + 10 = 29$

$10 + 19 = \square$

5. $18 + 15 = 33$

$15 + 18 = \square$

6. $2 + 7 = 9$

$7 + \square = 9$

7. $7 + 3 + 6 = 16$

$3 + \square + 6 = 16$

8. $4 + 5 + 6 + 5 = 20$

$6 + \square + \square + \square = 20$

9. $23 + 20 = 43$

$20 + \square = \square$

10. $27 + 24 = 51$

$24 + \square = \square$



B.

1. $7 - 4 = 3$

$4 - 7 = 3$

2. $8 - 13 = 5$

$13 - 8 = 5$

3. $10 - 17 = 7$

$17 - 10 = 7$

4. $1 - 99 = 98$

$99 - 1 = 98$

5. $21 - 18 = 3$

$18 - 21 = 3$

Correct?

6. $12 - 5 = 7$

$5 - 12 = 7$

7. $30 - 18 = 12$

$18 - 30 = 12$

8. $30 - 40 = 10$

$40 - 30 = 10$

9. $8 - 4 - 2 = 2$

$4 - 8 - 2 = 2$

10. $43 - 17 = 26$

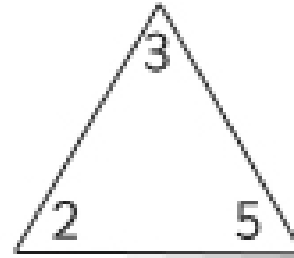
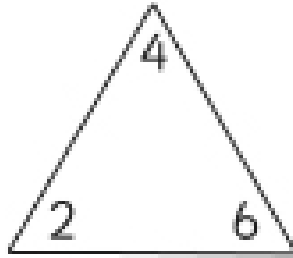
$17 - 43 = 26$

Correct?





Number Family Activity Sheet 1



$$\square + \square = \square$$

$$\square + \square = \square$$

$$\square + \square = \square$$

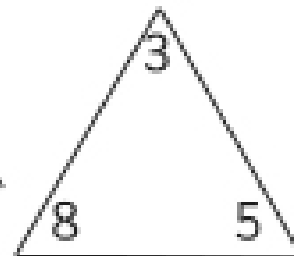
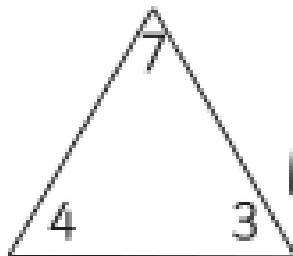
$$\square + \square = \square$$

$$\square - \square = \square$$

$$\square - \square = \square$$

$$\square - \square = \square$$

$$\square - \square = \square$$



$$\square + \square = \square$$

$$\square + \square = \square$$

$$\square + \square = \square$$

$$\square + \square = \square$$

$$\square - \square = \square$$

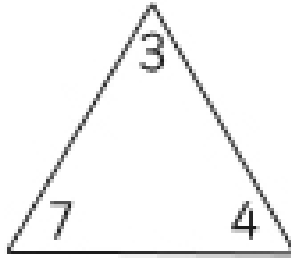
$$\square - \square = \square$$

$$\square - \square = \square$$

$$\square - \square = \square$$



Number Family Activity Sheet 2

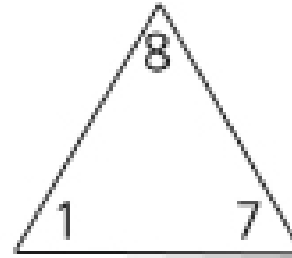


$$\square + \square = \square$$

$$\square + \square = \square$$

$$\square - \square = \square$$

$$\square - \square = \square$$

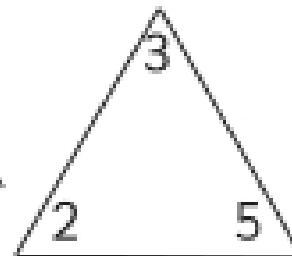
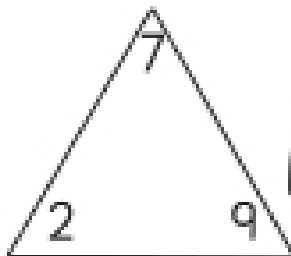


$$\square + \square = \square$$

$$\square + \square = \square$$

$$\square - \square = \square$$

$$\square - \square = \square$$



$$\square + \square = \square$$

$$\square + \square = \square$$

$$\square - \square = \square$$

$$\square - \square = \square$$

$$\square + \square = \square$$

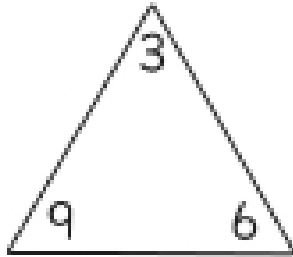
$$\square + \square = \square$$

$$\square - \square = \square$$

$$\square - \square = \square$$



Number Family Activity Sheet 3

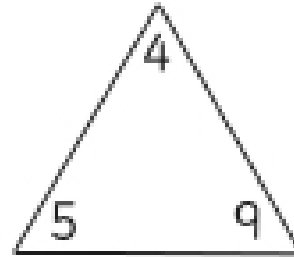


$$\square + \square = \square$$

$$\square + \square = \square$$

$$\square - \square = \square$$

$$\square - \square = \square$$

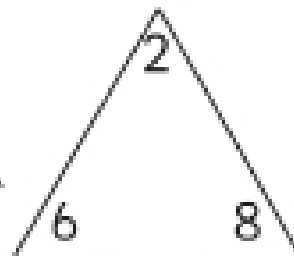
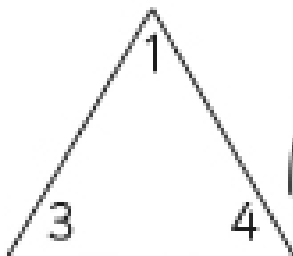


$$\square + \square = \square$$

$$\square + \square = \square$$

$$\square - \square = \square$$

$$\square - \square = \square$$



$$\square + \square = \square$$

$$\square + \square = \square$$

$$\square - \square = \square$$

$$\square - \square = \square$$

$$\square + \square = \square$$

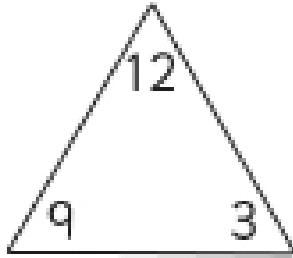
$$\square + \square = \square$$

$$\square - \square = \square$$

$$\square - \square = \square$$



Number Family Activity Sheet 4

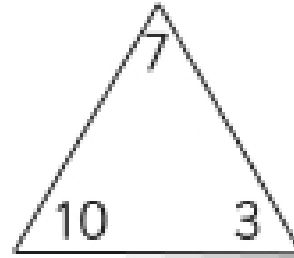


$$\square + \square = \square$$

$$\square + \square = \square$$

$$\square - \square = \square$$

$$\square - \square = \square$$

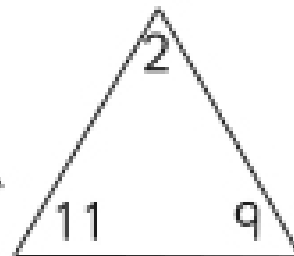
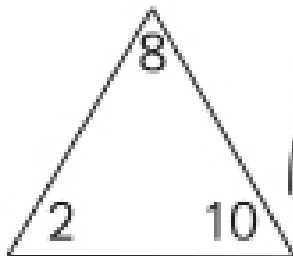


$$\square + \square = \square$$

$$\square + \square = \square$$

$$\square - \square = \square$$

$$\square - \square = \square$$



$$\square + \square = \square$$

$$\square + \square = \square$$

$$\square - \square = \square$$

$$\square - \square = \square$$


$$\square + \square = \square$$

$$\square + \square = \square$$

$$\square - \square = \square$$

$$\square - \square = \square$$

Using Inverse Operations to Check



A. For each of these addition calculations, work out the answer to the inverse operation, to check whether each answer is right or wrong.

1. $37 + 7 = 43$

$43 - 7 =$

3. $25 + 8 = 33$

$33 - 8 =$

5. $47 + 5 = 52$

$52 - 5 =$

7. $34 + 6 = 40$

$40 - 34 =$

9. $76 + 8 = 85$

$85 - 76 =$

2. $26 + 8 = 44$

$44 - 8 =$

4. $17 + 9 = 25$

$25 - 9 =$

6. $22 + 9 = 30$

$30 - 22 =$


8. $19 + 9 = 28$

$28 - 9 =$

10. $46 + 7 = 53$

$53 - 46 =$





Correct!

B. For each of these subtraction calculations, work out the answer to the inverse operation, to check whether each answer is right or wrong.

1. $45 - 6 = 39$

$39 + 6 =$

3. $37 - 9 = 26$

$26 + 9 =$

5. $31 - 3 = 28$

$28 + 3 =$

7. $42 - 6 = 38$

$38 + 6 =$

9. $62 - 7 = 54$

$54 + 7 =$

Correct?

2. $22 - 4 = 19$

$19 + 4 =$

4. $13 - 8 = 15$

$8 + 15 =$

6. $34 - 7 = 26$

$26 + 7 =$

8. $51 - 6 = 45$

$45 + 6 =$

10. $17 - 9 = 8$

$9 + 8 =$

Correct?



Wednesday 16th December 2020

LO: To use commas in a list.

When we list items in a sentence, we must put a comma between each item. Don't forget the golden rule, before the last item, we use the conjunction 'and' instead of a comma.

WAGOLL

The snowman's scarf was green, red, orange and grey.




The freezer was in the large dark dusty old garage.

Lily's mum made a stew for tea. It had beef carrots peas gravy potatoes in it.



Can you write complete the sentence to finish Lily's Christmas list?

Lily wrote her letter to Santa. We had lots of toys on it. She wrote a bike,



Friday 18th December 2020


L0: To edit and improve a piece of writing.

Can you edit the paragraph to make it more interesting for the reader?

Lily built a snowman. It had a carrot and eyes. The air was cold and the snow was falling from the sky. She was happy. The snowman started to melt so she put him in the freezer. He was lonely. Lily forgot about him.

[illegible]

To understand the importance of hygiene.



Draw 3 things that you do to keep yourself clean.

Three large empty circles for drawing.

If you don't brush your _____, they _____

_____.

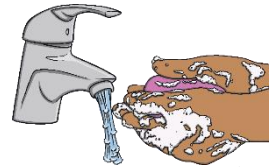


If you don't wash your _____, you will

_____.

If you don't wash your body and face then you will _____

_____.



If you don't wash your hands, then you may spread or catch

_____ and then you may _____.

Keeping clean keeps you _____ and _____.