





F1 Curriculum Overview Autumn 2 2025- Let's Celebrate



Celebrations/Events: Bonfire Night, Nursery Rhyme Week, Remembrance Day, Christmas, Nativity, Christmas Party.

Areas Of Learning

C&L- Listening, Attention & Understanding

Responds to own name and will change activity when encouraged and supported by adults.
(e.g. "Jason, can you stop now? We're tidying up")
Able to focus on adults as they read or sing, responding by joining in with sounds, words and movements.
Concentrates for slightly longer periods. (3 minutes 6 minutes)
Responds to very simple requests especially when shown first by an adult.

PSED - Managing Self

Seeks comfort from familiar adults, when needed.
Responds to a few appropriate boundaries.
Goes to the toilet and washes hands with support.
Responds to the feelings and wishes of others.
Has a growing sense of will and determination.
Begins to learn that some things are theirs, some things are shared and some things belong to others.

Physical Development - Fine Motor

Uses a fist grasp or a palmer grasp.
Uses large-muscle movements to paint and make marks.
Makes simple models using construction toys

C&L- Speaking

Begins to use please and thank you with support.
Copies sounds and words a lot.
Uses everyday words to talk about people they know.
Uses longer sentences of four to six words.
Expresses feelings, desires and needs.
Can say simple rhymes.
Uses language to play make-believe games.

PSED - Building Relationships

Plays cooperatively with a familiar adult, e.g. rolling a ball back and forth.

Is interested in others' play and starts to join in.

Physical Development - Gross Motor

Can control whole body and am able to negotiate space and objects.
Balances along a plank or bench with support.
Can use feet to scoot along on a trike.
Has core strength to sit on the carpet.
Attempts to kick a large ball.
Attempts to throw a large ball.

Literacy - Reading	PSED - Self-Regulation	EAD – Art & DT
Repeats songs and rhymes. Repeats familiar phrases in stories. Recognises the first letter of their name. Some children recognise their name. Understands print has meaning and page sequencing. Fills in the missing words from well-known rhymes/stories	Begins to engage in pretend play with toys. Can express preferences and interests. Selects and uses resources with support.	Experiments with blocks, colours and marks. Provide paint, brushes and paper and encourage free expression and experimentation Learns how to use pva or pritt stick to stick materials together. Exploration with toys, construction, small world and materials.
Literacy - Writing	UTW - History	EAD - Being Imaginative and Expressive
Randomly scribbles on the page, sometimes with both hands. Begins to balance when sitting. Holds mark making equipment using the Palmer grip/various grips Makes connections between actions and the marks being made. Controls the marks on the page. Learns how to make straight lines in the air and on large scale paper	Begins to talk about events on the timeline.	Makes believe by pretending. Takes part in pretend play and uses objects to represent something else.
Maths - Number and Numerical patterns	UTW - Science	Music and Dance
Begins to perceptually subitise up to 3 when given lots of opportunity. Recites some number names in sequence. Sorts objects using one simple criteria. Begins to build using simple blocks. Shows some understanding of now and next.	Notices features in the environment Uses all senses in hands-on exploration of natural materials Explores collections of materials with similar or different properties.	Explore singing together and using voices. Explores sound freely with musical instruments. (outside)

Maths - Shape, Space and Measure	RE & Geography	
<p>Starts to fit shapes into board puzzles/shape sorters.</p> <p>Begins to build using simple blocks.</p> <p>Fills an empty container.</p> <p>Shows some understanding of now and next.</p> <p>Understands some position through words alone – on, under etc.</p>	<p>Shows an interest in different occupations.</p> <p>Learns simply about Bonfire Night and Remembrance Day to understand how and why they are celebrated.</p> <p>Learns about the Christmas story to support Nativity.</p>	

<p>Week 8 3/11/25 Festivals of Light Bonfire Night Remembrance</p>	<p>Song/Nursery Rhyme of the Week- 5 Little Fireworks Story Time – Simple Gun Powder Plot story Sand/Sensory Tray- Colourful rice, sparkly pompoms, tweezers, bowls. Playdough- Red playdough, green pipecleaners, black gems or stones, rolling pins, cutters. Water tray- coloured water, glitter, different containers/jugs Small World – Autumn animals, grass, trees, logs, autumn leaves Fine Motor- Light box and small loose parts- firework patterns to trace Creative/Mark Making – Rolling marbles in paint to create fireworks</p>
<p>Week 9 10/11/25 Nursery Rhyme Week Remembrance</p> 	<p>Topic/Song/Nursery Rhyme of the Week- Learning new rhymes and the Makaton signs to Twinkle Twinkle, Old MacDonald, The Big Ship Sails, Incy Wincy, 5 Currant Buns Story Time – Nursery Rhyme books Sand/Sensory Tray- Pasta, spiders, pipes Playdough- Farm animals, rolling pins, lollipop sticks Water tray- boats, people, seaweed, shells, sea life toys Small World – Incy Wincy story puppets/ 5 currant buns in home corner Fine Motor- Threading and stickers on stars Creative/Mark Making – gluing to make an Incy Wincy Spider</p>
<p>Week 10 17/11/25 People Who Help Us</p>  	<p>Song/Nursery Rhyme of the Week- Humpty Dumpty Topic- What do you sometimes need help with? Who helps you? There are lots of important people whose job is to help others. Introduce the Firefighters and Doctors, what they do, vehicles, uniform. (Firefighter visit?) Baseline- Cutting Task Story Time – Read the Busy People Books Sand/Sensory Tray- Emergency Vehicles, ramps Playdough- Cupcake cases, candles, gems, buttons Water tray- Counting Bears, insect scissors, pipes, containers Small World – Fire Station, firefighters Fine Motor- People that help us split pin puzzle Creative/Mark Making – Emergency people and vehicle colouring Painting – Paint a fire engine</p>

<p>Week 11 24/11/25 People Who Help Us</p> 	<p>Song/Nursery Rhyme of the Week- Jack and Jill Topic- Revisit people that help us from last week and introduce Police and Vets and how they help us. (Police visit?) Story Time – Read the Busy People Books Sand/Sensory Tray- Emergency Vehicles, ramps Playdough- Cupcake cases, candles, gems, buttons Water tray- Counting Bears, insect scissors, pipes, containers Small World – Fire Station and Firefighters Fine Motor- People that help us split pin puzzle Creative/Mark Making – Emergency people and vehicle colouring Painting – Paint a police car</p>
<p>Week 12 1/12/25 Christmas Story</p> 	<p>Song/Nursery Rhyme of the Week- Starting to learn songs for Nursery Rhyme Nativity Topic- To learn about why Christmas is celebrated and to start becoming familiar with the Christmas Story. Story Time – To create a story map to retell Christmas Story. Sand/Sensory Tray- Red and green pasta, baubles, pom poms, Christmas happy land characters, snowflakes. Playdough- White playdough with blue or silver glitter, Pipe cleaners for scarf, brown/black cut up pipe cleaners for arms, Small buttons, Googly eyes, Orange match sticks for nose Water tray- Add glitter, snowflake sequins, Clear plastic gems/rocks Small World – Story map and Nativity set Fine Motor- Laminated Christmas trees, baubles and stockings , small pompoms, pipe cleaners, light box shapes- creating patterns. Painting – Exploring mixing primary colours and decorating bauble.</p>
<p>Week 13 8/12/25 Dear Santa</p> 	<p>Song/Nursery Rhyme of the Week- Starting to learn songs for Nursery Rhyme Nativity Topic- Taking turns and listening to each other talk about what they would like for Christmas. Story Time – Dear Santa Story Sand/Sensory Tray- Red and green pasta, baubles, pom poms, Christmas happy land characters, snowflakes. Playdough- Green playdough, sequins, rolling pins, tree cutters, pipe cleaners, buttons Water tray- Add glitter, snowflake sequins, Clear plastic gems/rocks Small World – Story map and Nativity set Fine Motor- sorting bears, bowls and pattern cards to copy. Painting – Puff paint snowman for Christmas Cards Task- BEEbook writing- drawing a letter to Santa.</p>

<p>Week 14 15/12/25 Christmas</p>	<p>Song/Nursery Rhyme of the Week- Christmas songs/rhymes- When Santa Got Stuck Up The Chimney, Jingle Bells.</p> <p>Topic- Taking turns and listening to each other talk about what they would like for Christmas.</p> <p>Story Time – Christmas stories- The Jolly Christmas Postman, Snowball etc.</p> <p>Sand/Sensory Tray- Red and green pasta, baubles, pom poms, Christmas happy land characters, snowflakes.</p> <p>Playdough- Green playdough, sequins, rolling pins, tree cutters, pipe cleaners, buttons</p> <p>Water tray- Add glitter, snowflake sequins, Clear plastic gems/rocks</p> <p>Small World – Story map and Nativity set</p> <p>Fine Motor- sorting bears, bowls and pattern cards to copy.</p> <p>Creative- Creating repeating pattern party hats.</p> <p>Carry on with Task- BEEbook writing- drawing a letter to Santa.</p>
---	--