

# Welcome to the Foundation Unit



# Adults in the Unit

Mrs Broniewska is the Assistant Head Teacher, Foundation Stage lead and a teacher in F2a.



Mrs Humphrey is the teacher in F2b and  
our EAL Lead.



# Adults in the Unit

Mrs Bearne is a teacher in F2a and F2b



# We have a fantastic team of Teaching Assistants in Foundation



Miss Spencer



Miss Elms



Mrs Smith  
(Language Lead)



Mrs Hussain

Miss Stanfield



Mrs Cook



Mrs Farag

# Other adults your child will see



Mrs Oldfield  
Head Teacher



Mr Hewlett  
Deputy Head Teacher



Mrs Slater  
SENCO



Miss Joynt  
(F1 Teacher)



Mrs Stones



Mrs Greentree  
(PE Teacher)

# The School Day

When you bring your child to school, we ask you to say goodbye to them at the gate and we will take them into the classroom and help them find their coat peg and organise their belongings.

- Morning session 8.50am - 11.50am
- Lunch 11.50am - 1.00pm
- Afternoon session 1.00pm - 3.30pm

# The Beginning of the School Day

The children will enter and leave via the gate on the left of the unit.



# The Beginning of the School Day



F2b

F2a

# What does my child need to bring to school?

Your child must bring a book bag every day. This should be a rectangular bag and not a back pack, which may bend the corners of our books.



- Your child may bring in a piece of fruit or raisins or order a piece of toast which costs 25p and is payable online through ParentPay.
- They will need a coat that is suitable for the weather.
- In the winter - hat, gloves and scarf.
- In the summer- a sun hat and sun cream.

Your child will need a PE kit. They will come to school in their PE kit on a Wednesday.



**PLEASE LABEL  
ALL ITEMS.**

# School Uniform

## For girls:

- black pinafore
  - black skirt
  - black trousers
  - white polo shirt
  - blue sweatshirt or cardigan
  - blue fleece
  - black tights
  - white or black socks
  - black shoes
- In the summer
- blue checked dresses

## For boys:

- black trousers
  - white polo shirt
  - blue sweatshirt or jumper
  - blue fleece
  - black socks
  - black shoes
- In the summer:
- black shorts

PLEASE LABEL ALL ITEMS OF CLOTHING

# School Uniform



**SPORTSTAR**

## Arnold Mill Branded Uniform

We have recently started working with a new uniform provider, Sportstar, who have provided our leavers' hoodies for many years.

Our uniform will still also be available from Just Schoolwear in Arnold. However, the new uniform features a colour logo for the same price and the school receives a small commission for each item sold.

**Please note that orders will be delivered to school  
and can be picked up on the inset days  
(2nd & 3rd September)**



Reversible Jacket  
£22.50



Fleece  
£13.95



Sweatshirt  
£10.95



Polo Shirt  
£7.95



T-Shirt  
£5.25



Book Bag  
£7.95



Back Pack  
£12.50



Lunch Bag  
£10.00

<https://arnold-mill-school-shop.square.site/s/shop>

**PLEASE LABEL ALL ITEMS OF CLOTHING**

# Milk and Water Bottles

Your child is entitled to free milk until their 5<sup>th</sup> birthday. This has to be ordered online each term.



We ask all children to bring a labelled water bottle to school every day and we teach the children to keep themselves hydrated as part of our health and self-care curriculum.

Only water is allowed in the bottle, no juice or flavoured water please.

# OPAL Lunch Time

The F2 children have their lunch together in the hallcd.  
Lunch time starts at 11.50am.

The children can have a school dinner which is free or bring a packed lunch.

When the children have finished their lunch they use the KS1 outdoor area.

In January they will have access to all of the school grounds and the OPAL equipment.


# Fruit

During the afternoon we eat a piece of fruit at story time. This is a free entitlement.



# Our curriculum Read! Write!

After a settling in period the children will start their daily Read! Write! lessons. This is a systematic phonics programme that teaches reading and writing. We use it throughout Foundation and Key Stage 1.



WE WILL PROVIDE  
PARENTS WITH MORE  
INFORMATION ABOUT  
READ! WRITE! IN THE  
AUTUMN TERM.



























The children will not bring home a Read! Write! book until they are able to blend words to read.

# Reading Books



- All children will bring home a story book to share with you at home. When they are ready to have one they will bring a reading book and a Read Write book home.
- We will change your child's reading books once each week.
- Your child will get a star in their reading diary each week if they read at least three times at home. This has to be signed by an adult.
- When they reach a reading milestone they will be awarded a bookworm pin. There are three to collect during the year - bronze, silver and gold.

# Forming Letters

 <p>Maisie, mountain, mountain</p>	 <p>Round the apple, down the leaf</p>	 <p>Slither down the snake</p>	 <p>Round his bottom, up his tall neck, down to his feet</p>	 <p>Down the tower, across the tower</p>
 <p>Down the body, dot for the head</p>	 <p>Down Nobby, over his net</p>	 <p>Down the plait and over the pirate's face</p>	 <p>Round her face, down her hair and give her a curl</p>	 <p>All around the orange</p>
 <p>Curl around the caterpillar</p>	 <p>Down the kangaroo's body, tail and leg</p>	 <p>Down and under, up to the top and draw the puddle</p>	 <p>Down the laces to the heel, round the toe</p>	 <p>Down the stem, and draw the leaves</p>
 <p>Lift off the top and scoop out the egg</p>	 <p>Down the long leg</p>	 <p>Down the head to the hooves and over his back</p>	 <p>Down his back, then curl over his arm</p>	 <p>Down his body curl and dot</p>
 <p>Down a wing, up a wing</p>	 <p>Down a horn up a horn and under his head</p>	 <p>Down, up, down, up</p>	 <p>Zig - zag - zig</p>	 <p>Round her head, up past her earrings and down her hair</p>
 <p>Down the arm and leg and repeat the other side</p>				

We teach children to form their letters using a cursive style. Practising letter formation will be part of their Read! Write! lessons. The children will learn a phrase for each letter to help them remember how to write it correctly.

# Forest Fridays


On a Wednesday, the children will spend part of the afternoon in our Forest School area. They will take part in a range of outdoor learning activities and these sessions usually finish with a drink of hot chocolate.



Your child will need a pair of wellies and a rain coat. In the colder months we also ask that they bring in gloves, hats and scarves for these sessions.

# Rainbow Rewards

Each child has a star card to collect stars on. They are awarded a star each time they show one of the school values. When they have collected 20 stars on their star card, they receive a certificate. There are 7 coloured stars to collect.





**No mobile phones**

# Assessment and Progress

- We will keep records of your child's progress through the Foundation Stage. During the first half-term, we complete a baseline assessment of your child to go with the information we receive from your child's previous setting. This is a statutory assessment called the Reception Baseline and is reported to the Department for Education.
- Each child is given an account on TEAMS and we post class messages and photographs for you to keep up to date with your child's experiences at school.
- There will be 2 parent's evenings during the year.

# Settling in days

- Monday 15<sup>th</sup> July - all children will visit for the morning from 9.30am-11.30am
- Wednesday 4<sup>th</sup> September - children will stay for the morning in their classes from 9.15am to 11.30am
- Thursday 5<sup>th</sup> September- 9am to 1.00pm  
- Children will stay for the morning and stay for lunch. They will go home for the afternoon.
- Friday 6<sup>th</sup> September - Children will start full-time from 8.50am - 3.30pm

# Wraparound Care at Arnold Mill



**ARNIE'S BREAKFAST CLUB**

DAILY FROM 7.45AM

£3.50 per session - food included

No need to book - just turn up (please ensure you keep your ParentPay account up to date\*)

Is included as part of our nursery 30 hour childcare provision.



**MILLIE'S AFTER  
SCHOOL CLUB**

DAILY FROM 3.30-6.00PM

3.30-4.30pm - £5 per session - no food

3.30-6.00pm - £12 per session - light tea provided

Must be booked and paid for in advance via ParentPay or via one of the voucher schemes.

Cut off time for booking 2.30pm on the day.



0115 966 7930 (during school hours)



07469 524024 (during after school club hours)



office@arnoldmill.notts.sch.uk



# Wraparound Care



## Save up to 20% by registering with a voucher scheme

We accept childcare voucher payments through the following companies

Just select Arnold Mill Primary School from the list of providers on their website

**bravo**  
benefits

Childcare  
**Choices**

**Edenred**

**Computershare**  
Voucher Services

**KiddiVouchers**

**care4u**

Just complete the form using [this link](#) or scanning the QR code below each time you make a payment.



0115 966 7930 (during school hours)



07469 524024 (during after school club hours)



office@arnoldmill.notts.sch.uk

# Welcome

to Friends of Arnold Mill  
PTFA



ARNOLD MILL  
PRIMARY  
SCHOOL

## **What is Friends of Arnold Mill PTFA?**

**Friends of Arnold Mill is a Parents, Teachers and Friends Association (PTFA).**

**All Parents of the school are automatically part of the PTFA and can be as involved as they like. This can be attending events, donating, volunteering or being part of the PTFA Committee.**

**Friends of Arnold Mill is a charity that fundraises for Arnold Mill Primary School, and also encourages a sense of community among the families that attend the school.**

**If you would like further information,  
or if you have any questions, please  
contact us through:**

- Facebook Group: “Friends of Arnold Mill Parents Group” (QR code on previous page).
- Facebook Page: “Friends of Arnold Mill Primary School” (QR code on previous page).
- Email us on [friendsofarnoldmill@arnoldmill.notts.sch.uk](mailto:friendsofarnoldmill@arnoldmill.notts.sch.uk)
- Look out for the next meeting in the School newsletter – this will take place in September.

Come and meet us and other parents at the new F2 parents Coffee morning on Thursday 5<sup>th</sup> September 9am-10am.

We hope this has been helpful.

If you have any questions feel free  
to email us.

Kelly Broniewska

[kmyland@arnoldmill.notts.sch.uk](mailto:kmyland@arnoldmill.notts.sch.uk)

Angela Humphrey

[ahumphrey@arnoldmill.notts.sch.uk](mailto:ahumphrey@arnoldmill.notts.sch.uk)