












HOME LEARNING

NURSERY

Week Beginning: Monday 23rd March 2020

This is a guide of teaching activities that could be completed this week at home. They do not have to be done on the specified days but hopefully this gives you, as carers an idea for structuring your educational week. Each activity can be repeated as many times as your child wants to embed their knowledge and learning. Photographs through DoJo would be fantastic and we will try to continue your children's learning Journal using the photographs and explanations given by yourself. Any problems or concerns I am contactable through Dojo or on the email address nursery@arnside.cumbria.sch.uk, during normal working hours. Thank you for your continuing support and good luck!

Day	Phonics/ Reading	Literacy	Numeracy	Targeted Activities
Monday	<p>The Garden Environmental Sounds game. For each turn, children will hear a garden noise and then choose the matching picture to earn a point. Please follow the link below: https://www.twinkl.co.uk/go/resource/tg-ga-146-level-1-phonics-the-garden-environmental-sounds-game</p>	<p>The Alphabet Sing the alphabet song using the link provided http://learnenglishkids.britishcouncil.org/songs/the-abc-fruity-band Allow the children to go outside and either chalk the alphabet (with support) or use water and a large domestic painting brush.</p>	<p>How many red objects can you find?</p>  <p>Once objects have been found, encourage the counting. Giving one number name to each object. Challenge further by asking: what is one more? What is one less?</p>	<p>Coco the Butterfly A Cosmic Kids Yoga Adventure In this brand new yoga adventure we meet a freshly-hatched butterfly called Coco. She's not sure how to cope with the monumental change that comes from suddenly growing wings and flying! https://www.youtube.com/watch?v=pT-s1-phgxs&safe=active</p>
Tuesday	<p>Share a book Get your child to choose a story book. Look through the book page by page asking your child to tell you the story from the picture clues only. Now read the story to your child.</p> 	<p>Practise writing your name Talk about what the name starts with (letter name & sound name, refer to jolly phonics in learning pack to ensure correct sound is made for each letter). Trace their name first using the name card and board marker in the home learning pack.  Now have ago independently ensuring your child holds their pencil correctly. You can now extend this by allowing the child to chalk or using water and large domestic paint brush outside on the patio, garden path or walls.</p>	<p>Find 5 squares around the house Children to find things around the house that are square (ensure that they are a square and not a rectangle). Ask questions such as How many sides has a square got? How many corners? Let's measure the sides using a piece of string, is each side the same length?</p> 	<p>Lookout of the window. What can you see?</p>  <p>Look out of your window, encourage the use of positional language. "There is a bird on the fence". The car is in front of the garage".</p>

<p style="writing-mode: vertical-rl; transform: rotate(180deg);">Wednesday</p>	<p>Phonic Play Website Click on the bubbles to hear different sound effects. Talk about what your child can hear, where might they hear this sound? Follow the link below: https://www.phonicsplay.co.uk/SoundsTimuli.html</p>	<p>Use your toys to tell a story. Once the story has finished, ask questions about the story, or questions that will extend the story. What happens to (character)? Why did they do?</p> 		<p>Make some Play Dough Follow the link below for ingredients and method. https://www.youtube.com/watch?v=oAIAm6BF0fs&safe=active</p>
<p style="writing-mode: vertical-rl; transform: rotate(180deg);">Thursday</p>	<p>Phonics Bloom Website Can you recognise the noise from behind the door? Follow the link below https://www.phonicsbloom.com/uk/game/whats-behind-the-door?phase=1</p>	<p>Play dough Names With your play dough that you have made have ago at dough disco (follow the link below) https://www.youtube.com/watch?v=KSBO8N4ctJg&list=PLtw-7Jf06an2kfrMTdYqf21GkM0YT2HaP&safe=active Now break up the play dough into balls, the amount needed to make your name (one for each letter) Can you make your name? Can you sound out each letter correctly? (refer to Jolly Phonics for correct pronunciation)</p>	<p>Play a board game together. Count the spots on the dice. What have you/ I rolled? What number have you landed on? Has the number got bigger or smaller?</p> 	<p>Find 5 things that float and sink Talk about what Float and Sink mean. Before putting them in the water, ask the children to make a prediction about whether it will float or sink.</p> 
<p style="writing-mode: vertical-rl; transform: rotate(180deg);">Friday</p>	<p>Share a book Get your child to choose a story book. Look through the book page by page asking your child to tell you the story from the picture clues only. Now read the story to your child.</p> 	<p>Share a memory</p>  <p>Take it in turns to talk about a memory. Encourage children to describe their memory. Think about who was there. Is it a good memory? Why?</p>	<p>Number Match Make separate number cards 1-10, mix them and turn them upside down. Children pick a card. On a piece of paper draw that amount of stalks and children put the correct amount of pompoms, coins, buttons, counters etc (whatever you have) on each stalk, counting as you go. Reinforce counting one at a time and moving each object individually.</p> 	<p>Make a shaker Using dried pasta, rice and pots make a shaker. Use this to make music. Children could use it whilst singing familiar nursery rhymes. Follow link https://www.bbc.co.uk/teach/school-radio/nursery-rhymes-a-to-z-index/z4ddgwx</p> 