


Class Two Show and Tell Blog Schedule – Summer

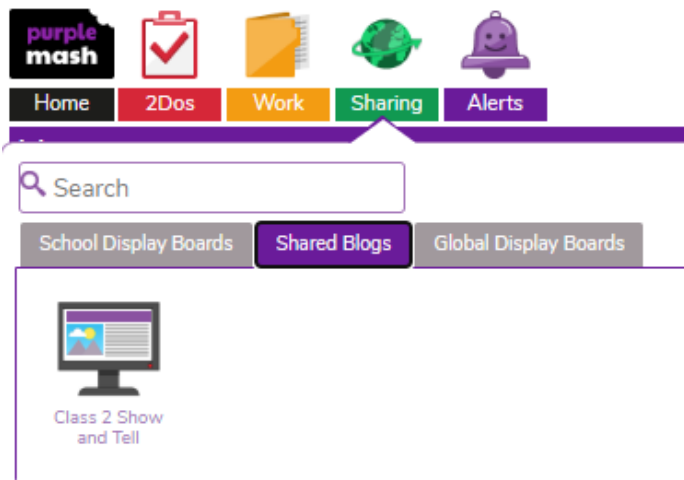
Friday 21 st May	Friday 28 th May	Friday 18 th June	Friday 25 th June	Friday 2 nd July
Joe Alfred Isobel Danny Mahlia	Charlie Eva Charlotte Barney Ivy	Felicity Nikau Esme Flo Izzy	Elsie George Millie Layla Katy	Felix Orla Evan Alfie

How to access the Class Two Show and Tell blog

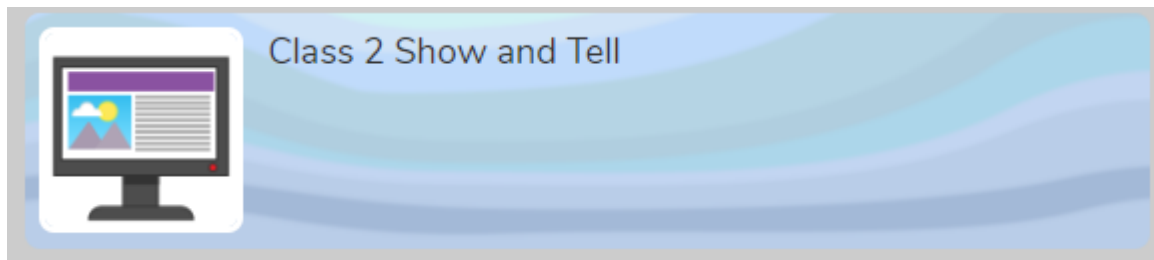
Step 1. Login and find the tool bar at the top right



Step 2. Click on 'Sharing' and then 'Shared Blogs'



You should see this...



Step 3. Click the green plus on the top right.



Step 4. Fill in the Title box with your child's name and then click on the Content box.

Title:

Summary:

Content: **B I U** [List icons] [Font size] [Font family] [A abc] [Image icon] [Code icon] [Link icon] [Unlink icon]

Step 5. Add an image or video.

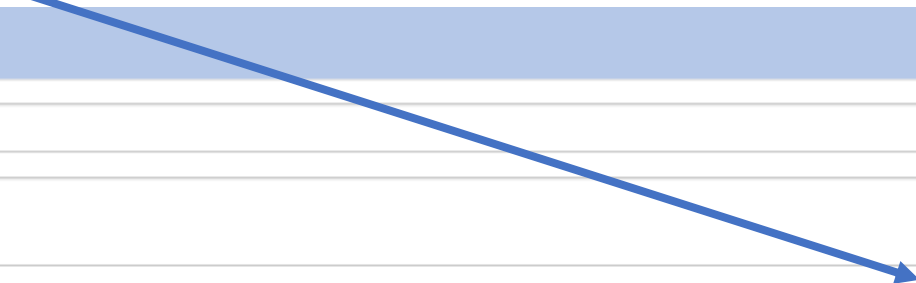
Create Post

Title:

Summary:

Content: **B I U** [List icons] [Font size] [Font family] [A abc] [Image icon] [Code icon] [Link icon] [Unlink icon]

[Add image](#)




It will appear in the content box.

Create Post

Title: James

Summary:

Content: **B I U** [bulleted list] [numbered list] [link] [font size] ▼



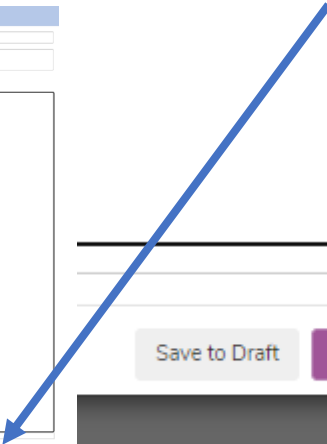

Step 6. Click the purple, save and publish button on the right at the bottom.

Create Post

Title: James

Summary:


Content: **B I U** [bulleted list] [numbered list] [link] [font size] ▼ [color picker] [background color] [text color] [text background color] [text background color]




Save to Draft Save and Publish Cancel

You should see your child's post waiting for my approval.

Class 2 Show and Tell



James



Nikau Hartropp
Today at 21:27

Not Approved

Let me know if you have any questions! 😊

Mrs Hartropp