



Arnside National C of E School  
*Aspire Believe Achieve*

Below is the planning for Year 1 and 2 children. For phonics, please follow the planning for your child's colour group, previously given via Dojo. Government guidance states that activities should be completed where possible and some examples are sent back to school. This can be done by photographing the completed work, or videoing the activity, and sending it back via Dojo or the class emails. I will then be able to provide some feedback. If you wish to email work to me our email address is, [C2@arnside.cumbria.sch.uk](mailto:C2@arnside.cumbria.sch.uk). Class 1 parents may wish to copy Miss Addison and Mrs Pearce in, if so, the Class 1 email address is, [C1@arnside.cumbria.sch.uk](mailto:C1@arnside.cumbria.sch.uk)



Arnside National C of E School  
Aspire Believe Achieve

Week 2 Spring 2021 **11.1.21 - 15.1.21**

English

Maths

Foundation



Monday  
11.11.21

**Fitness Time:**

**Make sure you try out the Joe Wicks workout!**



**Spelling** – Class 2 children know they are a ‘Diamond’ or a ‘Sapphire’ or a ‘Ruby’. **If they have forgotten, let me know!** Class 1, Year 1 children all should use the ‘Diamond’ spelling words.

1. Find your **spelling words** in the resources folder and write them neatly in a list on a piece of paper. Write over the letters in coloured pencil/felt pens. E.g.

**twinkle**

2. Then, choose the **word search** or **handwriting** sheet for your spelling list.

**Reading** – Find the ‘**Epic ebook instructions**’ in the resources folder and log in using our class code to explore the epic library. There are comics and audio books **OR** choose a book from Oxford owls!

**Writing**

**Y1** In English over the next couple of weeks we are going to be looking at stories and information books with a winter theme.

As an introduction to the topic, we would like you to go on a winter senses walk or explore your garden looking for signs of winter.

- What can you see?
- What can you hear?
- What can you feel?
- What can you smell?

If possible, take photographs of the things you see.

**Y1 – Find the difference (part 1)**

Warm up: Can you count backwards from 15 and then 24? Can you hop and count backwards too? Use the 100s number grid and count backward from 1 number to another number? E.g., find 36 can you count backwards to 16?

Watch the video and complete the sheet

[Aut1.9.1 - Subtraction - finding the difference on Vimeo](#)

Find your sheet (**Find the difference 11.1.21**) and complete questions 1-3



1 Mo has 3 strawberries.  
Kim has 5 strawberries.

Mo

Kim

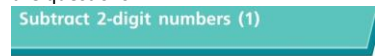
**Y2 – Subtract two-digit numbers (part 1)**

Warm up: Play, ‘Make it’. Your target number is 8, how many ways can you make it by subtracting? E.g.,  $12 - 4 = 8$   
Write all the ways you can on a piece of paper!

Watch the video and complete the sheet

[Aut2.8.3 - Subtract a 2-digit number from a 2-digit number - not crossing 10 on Vimeo](#)

Find your sheet (**subtract 2-digit numbers 1 11.1.21**) and complete the questions



1 Complete the sentences to describe each step of the subtraction.



**Science - Which materials are waterproof?**

**Oak Academy - Miss Harris**

[Which materials are waterproof? \(thenational.academy\)](#)



**Key Stage 1, Science**  
**Building things**






**Y2 – Lesson: 1 The Secret of Black Rock (Story writing)**

This series of lessons will be live streamed from a teacher named Mrs Considine (Mrs C) on her You Tube channel every day from 9:45-10:45 today or you can view them at any time after that. Parents, the children are used to a similar format with me, but may need your support at first.

[The Training Space - YouTube](#)

I have saved some templates in the resources folder. 1 page is for our 'thinking side' where children will write words to use in their writing. The other page is lined for writing their sentences on, the 'writing side'. Each day they will need new pieces and they lay them side by side (thinking side on the left and writing side on the right)



Tuesday  
 12.1.21

## Phonics

**Yellow** - 'ea' saying ee

[\(2\) Twinkl Live Lessons: Phase 5 Phonics - 'ea' saying 'ee' #1 -](#)

[YouTube](#) - from 7 minutes.

Read the **'ea' postcard** from the resources and highlight all the 'ea' words you can find.

**Green** - 'wh' saying /w/

Practise with Mr Thorne [wh spelling - Mr Thorne Does Phonics -](#)

[Bing video](#) Can you write some of the words he uses in a sentence? Try to write two or three sentences.

Remember to start with a capital letter, use spaces, punctuation and read it back to check it makes sense!

**Blue** - Adding -ed and -er to words ending in e. Watch the **twinkl pp**. Now find the **Fire Fighter Fixers** activity. Add the -ed suffix but remember to take the e off first! Write the correct -ed word into the sentences and then have a go at the 'Local Heroes' challenge!

**Reading** - Choose a '60 second read' from the resources folder. *Please use the folder labelled with your child's-coloured book band. If your child's book band colour is not there, choose from the general selection.*

## Writing

### Y1

Watch the short clip explaining adjectives

<https://www.bbc.co.uk/bitesize/topics/zrqqtfr/articles/zy2r6yc>

Follow up activity from yesterday's walk -

Write 3/4 sentences describing things from your walk and include some simple adjectives. When writing sentences, we encourage the children to say the sentence outloud, count the words, then sound out each word to write it. Please use the **sound mat** to help. Remember to start the sentence with a capital letter and finish it with a full stop.

## Y1 - Find the difference (part 2)

Warm up: Ask someone in your house to play 'find the difference' with you. Draw a number line on a piece of paper.



Both of you roll dice. Mark each score on the number line.

Compare your scores using sentences like this:

The difference between \_\_\_\_ and \_\_\_\_ is \_\_\_\_.

I have scored \_\_\_\_\_ more

I have scored \_\_\_\_\_ less th

Repeat this 5 times!

Watch the video and complete the sheet

[Aut1.9.2 - Subtraction - finding the difference on Vimeo](#)

Use the same sheet as yesterday (**Find the difference 11.1.21**) and complete question 4

## Y2 - Subtract two-digit numbers (part 2)

Warm up: Play, 'Make it'. Your target number is 12, how many ways can you make it by subtracting? E.g.,  $20 - 8 = 12$

Write all the ways you can on a piece of paper!

Watch the video and complete the sheet

[Aut2.8.4 - Subtract a 2-digit number from a 2-digit number - crossing 10 on Vimeo](#)

## Topic

Listen to **'You'll soon grow Alex'**. Poor Alex he's unhappy with himself for most of the story.

[You'll Grow Soon, Alex by Andrea Shavick // Kids](#)

[Read Aloud - YouTube](#)

He is given lots of advice from various people: Which was the best advice? Explain why you think that was good advice.

Now think about, what makes me, me? (Personality, thinking ability, imagination, artistic ability, and creativeness.) Think of something you love, enjoy or are good at, can you do it, this afternoon?

Share a photo of your 'creation,' 'artwork,' 'design,' 'sport,' 'book,' 'maths challenge,' craft work' etc on our **Spring Home**

**Learning** Purple Mash Blog

**(Parents, please follow the same instructions as the Show and Tell Blog, Class 1 parents could you Dojo or email until I can get your child moved into my Purple Mash account? Thanks!)**

**PE - with Mr Dineen**



For example:

I saw a pretty robin.


I heard the white snow crunching beneath my feet.

I felt the cold wind on my cheeks.

## **Y2 – Lesson: 2 The Secret of Black Rock (Story**

### **writing**

This lesson will be live streamed from Mrs C's You Tube channel from 9:45-10:45 today. Have your **writing paper** ready!



Handwriting practice lines consisting of ten horizontal lines, with the top line being slightly higher than the others, and a dashed midline.

Find a space at home, click the link and follow Mr Dineen!

[Proper PE with Mr Dineen - Winter #1 - YouTube](#)



### Fitness Time:

Make sure you try out the Joe Wicks workout!



### Phonics

**Yellow** - [\(2\) Geraldine the Giraffe learns /ea/ in meat - YouTube](#)

Make a list of words that use the 'ea' diagraph. You can illustrate your list too.

Choose 4 of the words and make them into sentences.

**Green** – 'wh' saying /w/

Get a piece of paper and a pencil and view the **PP**. On slide 7, can you try to write the jumbled words from the lady's dress? On slides 10, 12, 14 and 16, can you write what Ben the dog is thinking about? When you have finished the PP, have a go at the **Jumbled Words** sheet.

**Blue** – Adding –ed and –er to words ending in e. Watch the **twinkl pp**. Now find the '**backpack jumble**' in the resources folder. Next find the '**root word backpacks**' and read the –ed and –er words on the cards, can you sort them by matching them to the root word in the backpacks? Or write the root words on cards and then write the –ed and –er words on small pieces of paper, then sort them.

**Reading** – Choose an ebook from Oxford Owls or Epic!



epic!



qrp9257

Mrs. Hartropp's Class

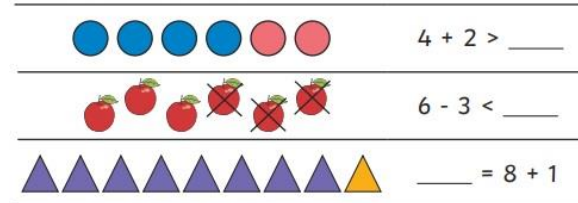
**Handwriting - y sheet**

### Y1 – Comparing Addition and Subtraction statements

Compare statements (1)

Warm up: 'There are many words used in maths to compare numbers, including: equals, equal to, greater than, more than, less than, smaller than and fewer than.'

Complete these statements using pictures or practical equipment to help you.



Watch the video and complete the sheet

[Aut1.9.3 - Comparing addition and subtraction statements on Vimeo](#)

Find the sheet in the resources folder (**compare statements part 1 13.1.21**)

Compare statements (1)

Kim has these pennies.



### Y2 – Mixed addition and subtraction

Warm up: **Addition and subtraction twinkl pp**

Watch the video

[Aut2.8.5 - Mixed addition and subtraction activity on Vimeo](#)

Play '**addition and subtraction dominoes**'

There are 5 different games you could play!

### DT: Playgrounds-Joining materials

Look at the **power point**

*Please note: If you have some boxes, tubes, lolly stick, cello tape etc your child could design and make their equipment. The emphasis is on learning to join materials, rather than finishing their equipment. For example, making a sturdy frame is perfect! If they want to go on and make some equipment, that is also great!*

Get a piece of paper and choose a piece of equipment. Draw your playground equipment and think about how you would join lolly sticks, tubes, boxes etc together to make it.



Y1 - find the **Y1 handwriting y** sheet in the folder and go over the formation with your child, they can then work in a book or on paper, or directly on the sheet.

Y2 – find the **Y2 handwriting y** resource in the folder and using a book or paper, write the date in full, write a line of lower-case y, a line of upper-case Y, a line of the word ‘yoyo’, all the numbers 0-9 and their full name.

**Y Y Y Y Y Y Y Y Y Y**  
**Y Y Y Y Y Y Y Y Y Y**  
**yoyo yoyo yoyo yoyo**  
**0 1 2 3 4 5 6 7 8 9**  
**(First and last name)**

### Writing

#### Y1

Listen to the story: **The Bears Winter House.**

Ask the children where does the story take place (setting)?

Who are the characters / animals in the story?

What time of year is it? How do we know?

Make a story map using key words and pictures and use this to retell the story to someone at home.

**Story map template**

#### Y2 – Lesson: 3 The Secret of Black Rock (Story writing)

This lesson will be live streamed from Mrs C’s You Tube channel from 9:45-10:45 today. Have your **writing paper** ready!







Thursday  
14.1.21

## Phonics

**Yellow** – Practice writing the words ‘Mr’ and ‘Mrs’ Think of some people who you know that use these titles and write them down, e.g.: Mr Sharp, Mrs Pearce.

Play ‘Tricky Word Trucks’ on phonics play [Tricky Word Trucks \(phonicsplay.co.uk\)](http://phonicsplay.co.uk) Try phase 4 first then phase 5. We haven’t learnt all of the phase 5 words yet but it is good to have a practice.

**Green** – Watch, The Drawing Board ‘wh’ video.

[The WH Sound | Phase 5 | Phonics - YouTube](#)

Find, **Speech Bubble Words** in the folder and think about what the boy is saying and write the words to match the picture. Then write your own sentence using as many ‘wh’ words as you can!

**Blue** – Root words, find ‘**Root Word Cards**’ in the folder.

1. Read all of the cards and highlight to your child that the words that are made from the same root word (a match).
2. Lay out the cards on the table of floor face down.
3. Players take turns to turn over 2 cards. If they are formed from the same root word, it’s a match and the words are kept by the player. If not, the cards are turned back over.
4. The next player takes their turn.
5. The winner is the player with the most matches.

Complete, ‘**Adding -ed and -er to words ending in e**’ sheet.

**Reading** – Choose a ‘**60 second read**’ from the resources folder.

## Writing

### Y1

Can the children remember any of the animals from yesterday’s story? Does anybody know anything about those animals? What do they do in winter?

Activity 1 -

Listen to the story **All about animals in winter**. What have we learnt about animals in winter?

## Maths: -

### Y1 – Comparing Addition and Subtraction statements

Compare statements (2)

Warm up:

True or False?

3 – 2 is greater than 6.

10 is equal to 5 + 5.

4 plus 3 is less than 8.

7 + 1 is equal to 6.

9 is greater than 3 + 5.

5 is greater than 8 – 1.

Prove the statements are true or false using equipment or drawings.



Watch the video and complete the sheet

[Aut1.9.4 - Comparing addition and subtraction statements on Vimeo](#)

Find the sheet in the resources folder (**compare statements part 2 14.1.21**)

### Y2: - Find and make number bonds

Warm up: Play, ‘**Four in a row**’ game with someone in your house. You will each need a different coloured pencil. There are 3 games, choose 1 or all of them!

Watch the video and complete the sheet

[Aut2.9.1 - Find and make number bonds on Vimeo](#)

## Topic – PSHE

Listen to ‘**Superkid**’

<https://www.youtube.com/watch?v=62zWEB490CY>

‘**Superkid**’ by Claire Freedman

Ask your child, ‘Do we have a Superkid in this house?’ How does the boy in the story become Superkid? E.g. *He takes action/he thinks about other people. e.g. he tries the disliked vegetables at Auntie’s house.*

When have you been a superhero? Share stories together with your child.

Then suddenly ‘discover’ a letter (*see resource folder*).

Create suspense and surprise as you unfold it to read it aloud to your child. A couch potato! Can a couch potato (CP) become a superhero? We need to give him some advice but what should we tell him? Write a letter back to him and include a sentence about the following; the importance of exercising, the importance of keeping clean, the importance of eating healthily etc

Choose 1 or all of the follow up ideas:

[What do humans need to stay healthy? - BBC Bitesize](#)

[How To Get Kids To Wash Their Hands Properly » jojoebi](#)

[Sunshine burgers recipe - BBC Good Food](#)



Activity 2 -  
Have a go at the following CBEBEBIES activities -

Find out what winter animal you would be!!!

<https://www.bbc.co.uk/cbeebies/puzzles/which-winter-animal-are-you?collection=awesome-animal-quizzes>

Test your knowledge of hibernating animals with this hibernating animals quiz!


<https://www.bbc.co.uk/cbeebies/puzzles/hibernating-animals>

Activity 3 -

Choose an animal and create a page that could be added to the information book 'All about animals in winter.' Draw a picture of the animal you have chosen and write two or more sentences about your animal in winter. If you have time or feel like it you could make more than one page.

### **Y2 – Lesson: 4 The Secret of Black Rock (Story writing)**

This lesson will be live streamed from Mrs C's You Tube channel from 9:45-10:45 today



\_\_\_\_\_

\_\_\_\_\_

\_\_\_\_\_

\_\_\_\_\_

\_\_\_\_\_

\_\_\_\_\_

\_\_\_\_\_

### Find and make number bonds

1 Complete the additions to match the ten frames.

a)

●	●	●	●	●	
●	●	●	●	●	

 + 

--	--	--	--	--	--

 = 

--	--	--	--	--	--



Friday  
15.1.21

**Fitness Time:** Make sure you try out the Joe Wicks workout!



**Spelling** – Ask you Mum or Dad to test you, you can do it by saying it aloud or writing it down.



**Phonics**

**Yellow** – Watch [Super Power Words \(Tricky Words\): video 21: were - YouTube](#) to practice todays tricky word “were” Complete the sneaky seal sheet. You can print it off or write the sentences out yourself.

**Green** – Good news, you can all log in to Phonics Play again. Click the link, [PhonicsPlay](#) You may log in with the following details:  
username: jan21  
password: home  
Play, [Tricky Word Trucks \(phonicsplay.co.uk\)](#) and practise your Phase 4 tricky words, if you do well have a go at Phase 5 too! You will be getting really good at ‘wh’ words now! Find the **Paint your own ‘wh’ picture** sheet in the resources folder. *If you prefer, you can draw a picture or use Purple Mash to paint it online!*

**Blue** – Good news, you can all log in to Phonics Play again. Click the link, [PhonicsPlay](#) You may log in with the following details:  
username: jan21

**Y1 & 2 Maths:**

Warm up: Count with the ‘Big Numbers’ song!  
[The Big Numbers Song - Bing video](#)

*Free Choice Maths*

In the resources folder on the Class 2 web page, find the pdf ‘Free Choice Maths’ and choose 1 or 2 activities!

Now play TT Rock Stars or a Purple Mash Maths game!

**Music**

Log into Yumu and select, ‘I wanna play in a band’. Choose step 2!



[Yumu/Home – Cumbria Music Service \(cumbriacharanga.co.uk\)](#)

**RE** - Stories Jesus told.



Watch the story of The Good Shepherd  
[godly play - YouTube](#)



Activities:

1. We know that the Bible is a special book for Christians. Can you find a book that is special to



password: home

Have a go at any of the games you like but also have a go at past tense penguins. You have to decide if you will add -ed to the root word, drop the e and add -ed or double the consonant and add -ed. *Remember if a letter is not a vowel (aeiou & sometimes y) it is a consonant!*

[Past Tense Penguins \(phonicsplay.co.uk\)](http://phonicsplay.co.uk)

**Reading** – Choose an ebook from Oxford Owls or Epic!



epic!



qrp9257

Mrs. Hartropp's Class

**Writing** –

**Y1**

Look back at **The Bear's Winter House story** and this time focus on the part where the bear lets the other animals into his house. How did the bear feel about how the other animals behaved in his house? The bear was trying to hibernate for the winter. What rules do you think the bear could make for his house to help him?

Write a list of five rules the bear could have for his winter house. Follow the sentence writing steps discussed earlier this week. Make it into a proper sign that could be added to a den!

**Y2 – Lesson: 5 The Secret of Black Rock (Story writing)**



This lesson will be live streamed from Mrs C's You Tube channel from 9:45-10:45 today

you? Perhaps it's a book you got for your birthday, or maybe it's a favourite story that you read before bed? I would love to hear why it is special to you- can you record a film or draw a picture showing me why?

2. Try and act out the story of the Good Shephard using toys you have around the house.



Arnside National C of E School  
Aspire Believe Achieve

	 		
--	--	--	--

**Lessons in red have resources to go with them, uploaded to our class page on the school website.**

<https://www.arnside.cumbria.sch.uk/classes/year-1-2>