



Arnside National C of E School  
*Aspire Believe Achieve*

Below is the planning for Year 1 and 2 children. For phonics, please follow the planning for your child's colour group, previously given via Dojo. Government guidance states that activities should be completed where possible and some examples are sent back to school. This can be done by photographing the completed work, or videoing the activity, and sending it back via Dojo or the class emails. I will then be able to provide some feedback. If you wish to email work to me our email address is, [C2@arnside.cumbria.sch.uk](mailto:C2@arnside.cumbria.sch.uk). Class 1 parents may wish to copy Miss Addison and Mrs Pearce in, if so, the Class 1 email address is, [C1@arnside.cumbria.sch.uk](mailto:C1@arnside.cumbria.sch.uk)



Arnside National C of E School  
Aspire Believe Achieve

Week 3 Spring 2021 <b>18.1.21-22.1.21</b>			
	English	Maths	Foundation



Monday  
18.1.21

### Fitness Time:

Make sure you try out the Joe Wicks workout!



### Spelling

1. Find your **spelling words** in the resources folder and

Spelling Selection

**Blue Vowels**  
Write out each of your words. Go over the vowels in each word using blue pencil.

**Example of Challenge**

2. Then, choose the **word search** or **handwriting** sheet for your spelling list.

Reading – Choose a book from Oxford Owls or Epic



epic!



qrp9257

Mrs. Hartropp's Class

### Writing

#### Option 1

Listen to the story **Winnie and Wilbur in Winter**. What happened in the story? Who were the characters? Where was the story set? Did anyone spot any signs of winter in the story?

Why did Wilbur hate winter so much? How do you know.?

**Task:** Write three sentences in the role of Wilbur complaining about winter. Use the **speech bubble template** in the resources

### Y1 – Geometry: 3D shapes



Warm up: Can you find shapes in your house? Which shapes did you find? Are they 2D (flat shapes) or 3D shapes?

Watch the video and complete the sheet.

[Aut1.10.1 - Recognise and name 3-D shapes on Vimeo](#)

Recognise and name 3-D shapes

1 Match each shape to its name.

sphere

cone

### Y2 – Bonds to 100

Warm up: Play [Hit the Button - Quick fire maths practice for 5-11 year olds \(topmarks.co.uk\)](#)

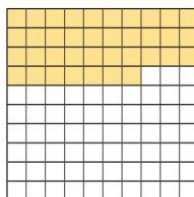
Number bonds to 20 and to 100!

Watch the video and complete the sheet.

[Aut2.9.2 - Bonds to 100 \(Tens and ones\) on Vimeo](#)

Bonds to 100 (tens and ones)

- 1 Here is a hundred square.

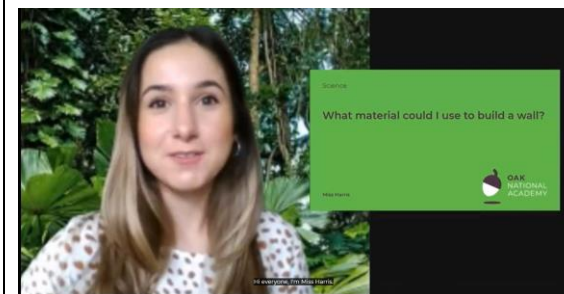


### Science – Building Things







What materials could I use to build a wall?

Oak Academy - Miss Harris

[What material could I use to build a wall? \(thenational.academy\)](#)



If you have them, you could find:

Playdough	Hay or straw	Twigs or lolly sticks	Sugar cubes	Plastic bricks	Glue or tape
					



file. Draw Wilbur at the bottom so that we know she is talking. Remember to say your sentence aloud, count the words, then sound out each word carefully to write it. If it's a tricky word that can't be sounded out, just have a go or ask an adult for help. Remember to start your sentence with a capital letter and finish it with a full stop.

A fun extra activity is to Colour in and then cut out the **Wilbur Headdress** to wear.

### **Option 2 - Stories about the Wild**

Listen to **Fox** by Margaret Wild and Ron Brooks

[Fox Read Aloud - YouTube](#)

A 'wild' place is somewhere remote and natural, with lots of animals but very few people or man-made things. Look at, the '**image of wild landscape**' from the text which shows the wild landscape that Dog, Magpie and Fox live in. Think about words to describe the landscape 's appearance and the way it makes you feel.


**Task:** Children choose and draw a **character (see resource folder) from Fox**. Write a series of punctuated sentences to describe both their character's appearance and their personality. Also, use the **discussion questions** to say/write what you think and feel about **Fox**.

### **Option 3 – Lesson: 6 The Secret of Black Rock (Story writing)**

*(please note, this is only for the children who have been following this)*

[The Training Space - YouTube](#)

This lesson will be live streamed from Mrs C's You Tube channel from 9:45-10:45 today. Have your **writing paper** ready!



A series of horizontal lines for writing, consisting of 12 lines.

--	--	--	--



Tuesday  
19.1.21

### Phonics

**Yellow** - This week we are learning about the split digraph 'a\_e' (ay sound) Join in with this live lesson to learn all about it. (From 14 minutes in)

[Twinkl Live Lessons Phase 5 Phonics - 'ae' saying 'ai'](#)

[#1 - YouTube](#)

**Green** – Hard and soft g

Join in the live lesson to learn about the soft g sound.

[Phonics at Franche: Phase 5- Hard and Soft 'g' -](#)

[YouTube](#)

**Blue** – 'eer'

Find the **Tuesday Phonics Lesson**, then find '**Tuesday activity**' and match the correct word to the picture and read the clues to work out which word is being described.

**Reading** – Choose a '60 second read' from the resources folder. *Please use the folder labelled with your child's-coloured book band. If your child's book band colour is not there, choose from the general selection.*

### Writing

**Option 1** - Listen again to the story **Winnie and Wilbur in Winter**. **Task:** Can you write one or more sentence/s to match each picture. The **pictures are from the beginning, middle and end of the story**. Your sentences should tell that part of the story in your own words. For example:

Picture 1: Winnie was fed up with winter.

### Option 2 - Stories about the Wild

[The Tin Forest | Read Along | Drama Class for Children - YouTube](#)

### Y1 – Sort 3D shapes

Warm up: Find two, 3D shapes in your house. What are they called? What is the same and what is different?

Watch the video and complete the sheet.

[Aut1.10.2 - Sort 3-D shapes on Vimeo](#)

### Y2 – Add three 1-digit numbers

Warm up: Find three dice at home, roll them and add up the total. Do this three times! What was the highest number? What was the lowest number?

[Aut2.9.3 - Add three 1-digit numbers on Vimeo](#)

### Topic

We have been learning about 'Superhero Me!'. We have found out that we can help our amazing bodies be super strong and healthy, our incredible brains be even more super sparky and our actions super helpful. Year 1 and 2 are Superheroes who are fantastic learners! Each of you aims to be the best you can be. In 2003 there was a boy named Harry, just a little older than you. He was aged 9 and an excellent singer. One day he was asked to sing at a special celebration; not in front of a couple of people or even a couple of 100, but 1000s! *Play 2 mins of 2003 Rugby World Cup*

<https://www.dailymotion.com/video/x2rccwi>  
Do you think he was a superhero? Yes! A line in the song 'Just to be the best I can' is the motto for all superheroes. That's why I think you are all superheroes!

I am a Superkid – make and decorate eye masks and ice 'medal' biscuits with a hole for a ribbon.

<https://www.bbcgoodfood.com/recipes/medal-cookies>

### PE - with Mr Dineen - Balance and Control

Find a space at home, click the link and follow Mr Dineen!



Listen and participate in the dramatic retelling of, [The Tin Forest](#) by Helen Ward and Wayne Anderson. Use the **story images** from the text to help orally retell the story to your families, maybe act it out too!

Now, you can choose two or three images from the story and write descriptions. Check you are using capital letters, spaces and full stops. Make sure you read your writing back to check it makes sense.


E.g.

(Picture 1)

*In a dark and gloomy place there was a lot of metal rubbish!  
There were twisted, old metal pipes and rusty metal wheels.*

### **Option 3 – Lesson: 7 The Secret of Black Rock (Story writing)**

This lesson will be live streamed from Mrs C's You Tube channel from 9:45-10:45 today. Have your **writing paper** ready!



\_\_\_\_\_

\_\_\_\_\_

\_\_\_\_\_

\_\_\_\_\_

\_\_\_\_\_

\_\_\_\_\_

\_\_\_\_\_

\_\_\_\_\_

\_\_\_\_\_

\_\_\_\_\_

[Proper PE with Mr Dineen - Winter #2 - Bing video](#)



Wednesday  
20.1.21

**Fitness Time:**

Make sure you try out the Joe Wicks workout!



**Phonics**

**Yellow** - Practice all the graphemes that you know

[Flashcards Speed Trials \(phonicsplay.co.uk\)](https://www.phonicsplay.co.uk/)

Recap the a\_e split diagraph with Mr Thorne

[Geraldine the Giraffe learns /a-e/ - YouTube](#)

Complete the read and write a\_e sheet

**Green** – Soft g

Find the **Wednesday phonics PowerPoint** g saying /j/

Now, practise reading some tricky words, [Phase 5](#)

[Tricky words - YouTube](#)

**Blue** – Find the **Wednesday Phonics Lesson** then find,

**'Wednesday Meerkat Stick Puppet'** and make a

meerkat puppet. Use a speech bubble to write a

sentence that the meerkat can say, with some 'eer'

words in the sentence.

**Reading** – Choose an ebook from Oxford Owls or Epic!



epic!



qrp9257

Mrs. Hartropp's Class

**Handwriting -**

**Y1** - find the **Y1 handwriting u** and read the instructions at the top right. Go over the formation copying over the printed letters

**Y1 – Recognise and name 2D shapes**

Warm up: Find the **Wednesday warm up** and answer the questions.

**Diving into Mastery – Deeper**

**Adult Guidance with Question Prompts**  
Children will identify each shape and count how many there are in the picture. They will spot and correct the mistakes that have been made.

Before starting the task, ensure children can name the 2D shapes provided. Discuss the properties of the shapes including the number of sides, straight sides, curved sides, all sides equal, the length and number of corners.

How many sides/corners does a triangle have?

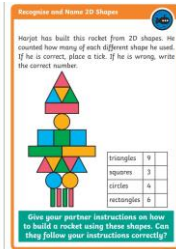
How many triangles can you count in the picture?

How many rectangles can you count in the picture?

How is the circle different to the other shapes?

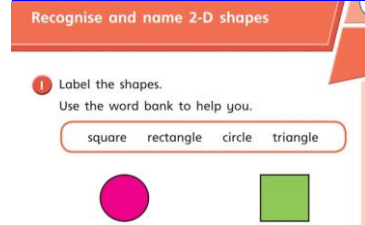
How is a square different from a rectangle?

Can you see any other shapes/objects/rectangles around the classroom?



Watch the video and complete the sheet.

[Aut1.10.3 - Recognise and name 2-D shapes on Vimeo](#)



**Y2 – Recognising coins and notes**

Warm up: find some coins in your house, sort them into the same value and then choose a handful to add together.



*I have saved **Y2 money coins and Y2 money notes** in the folder to assist with this. If you do not have coins at home, please just choose some from the coin strip! The children will need to understand that a 50 pence coin is equal to 50 one pence coins etc*

Watch the video and complete the sheet.

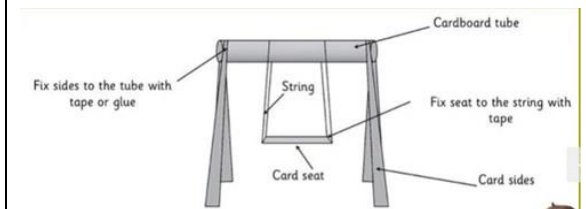
[Aut2.9.5 - Recognising coins and notes on Vimeo](#)

*There are two sheets today, it is revision so your child should be okay to do both, but if it is too much, do one, take a break and do the other.*

**DT: Playgrounds - Designing equipment**

Find the PowerPoint in the resource folder, **'DT Playgrounds lesson 3'**. You are going to need to design your choice of playground equipment. You will need to give details of the materials you will use to make your equipment. You will need to explain how you will join the different parts together. You will need to show how you will decorate your equipment. The final slide asks you to work in a group to make equipment for a playground. You can choose to design equipment to be added to the Arnside Playground or a made-up playground or you can design an entire new playground!

Note: *You are only designing it this week, make sure you think about the materials you have at home, next week you can make your equipment!*  
Good luck 😊







before starting your own. Use finger spaces and keep your letters on the line 😊

Y2 – find the **Y2 handwriting u** copy it neatly onto lined paper. Make sure your letters are the correct size, you put finger spaces between letters and the letters sit on the line. 😊

### **Writing**

#### **Option 1:**

Today we are going to concentrate on the main character from our story this week – Winnie. We are going to listen to the story again and find all the clues we can that tell us about her. Talk about and answer the following questions with your grown up. Firstly, let's think about her appearance. What does she look like? What is she wearing?

Now let's think about what she is like as a person? How does she act in the story? What does she say and how does she move? How does she feel in the story? How does she feel at the beginning of the story? How does she feel when everyone comes to her garden?

**Task:** Print out **picture 2 of Winnie** or draw your own picture in the middle of your page. Use the **character description** sheet to remind you of the things you are going to write about. Write one or two sentences for each of the questions on the character description sheet. Please use the **alphabet strip** to help with capital letters and the **sounds mat** to help with sounding out words.

#### **Option 2:**

Listen to 'A Whale's Song' ['The Whale's Song' by Dyan Sheldon & Gary Blythe](#) ❤️ [Read by Karen Salter Poole](#) ❤️ 📖 🎧 - YouTube

Where does this story take place? Why is Lilly's granddad a bit cross? Did the whales **really** sing to Lilly at the end of the story? What do you think of the illustrations in this book?

Today you are going to be comparing The Whales' Song with Fox and The Tin Forest. You are going to say what they have in common and what things are different between the stories. Find the '**Story Comparison Table**' in the resources folder. Put a tick

#### Recognising coins

1 Match the coin to the amount.



20 pence



5 pence

#### Recognising notes

1 Match the note to its value.



5 pounds



20 pounds





Thursday  
21.1.21

**Phonics**

**Yellow** – - Revise some tricky words with [Fun with Phonics! Phase 5 Tricky Words - YouTube](#)  
Find some items in your house that have the a\_e split diagraph. Can you make a list of them?  
**Green** – [Soft C - Mr Thorne Does Phonics - YouTube](#)  
Click the link, [PhonicsPlay](#)  
Play, [Dragons Den \(phonicsplay.co.uk\)](#) and practise your blending!

**Blue** – View the **Thursday Phonics Lesson**  
Then find, ‘**Thursday Mountain Tents, Thursday Mountain Tent words and Thursday Mountain Tent pictures**’  
Use the tents to sort the ‘ear’ and ‘eer’ pictures and words!

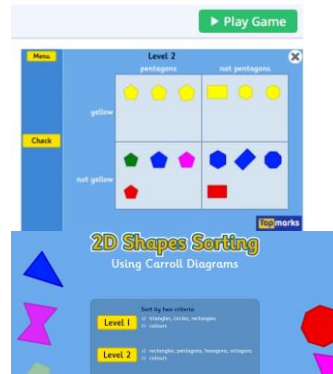
**Reading** – Choose a ‘**60 second read**’ from the resources folder.

**Writing**

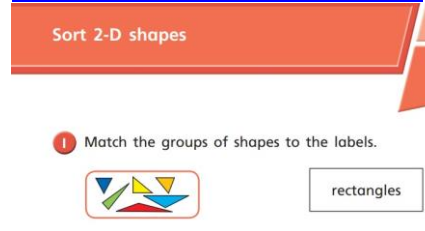
**Option 1:** Think back to our story Winnie and Wilbur in Winter. Why did the animals object to the season being changed from winter to summer? What do some animals do during winter? Hibernate? What does hibernate mean?  
Listen to the story - *It was a cold, dark night.*  
Where did the hedgehog hibernate? Watch the video of a hedgehog making a nest.  
<https://player.vimeo.com/video/171275936>  
Some pets even hibernate in winter. Watch one of the videos below to find out about tortoises hibernating.  
<https://www.youtube.com/watch?v=2RV55aXVBZw&safe=active>  
<https://www.bbc.co.uk/cbbc/watch/p01mg2bt>  
**Task:** Find out about another animal that hibernates in winter and make an information poster to show what you have learnt.

**Maths: -**  
**Y1 – Sort 2D shapes**

Warm up: [2D Shapes Sorting using Carroll Diagrams \(topmarks.co.uk\)](#)



Watch the video and complete the sheet  
[Aut1.10.4 - Sort 2-D shapes on Vimeo](#)



**Y2: - Count money: pence**

Warm up: Find ‘**Thursday warm up count pence**’ answer the questions

Watch the video and complete the sheet  
[Aut2.10.1 - Count money - pence on Vimeo](#)

**Topic – PSHE**

Aiming High: What is a Star Quality?



We know that we are all Superheroes who are unique, so let’s see how we can identify **Star Qualities** in ourselves and others and think about what we would like to develop in ourselves. For example, sometimes I feel shy when I met new people, so I would like to become more confident to speak to new friends!

Display the Big Questions on the **Lesson Presentation** and allow your child some time to talk about these.

Read the given information to explain what a star quality is. Read the illustrated qualities together. Does your child know what they all mean? Can they describe each one?

Ask your child what star qualities they think they have. They can do this by drawing or writing. They should record as many qualities as they can, using paper and colourful pens. Ask the children to share their thoughts and emphasise that recognising our strengths can encourage feelings of happiness and self-confidence, particularly in troubling times.



You could use the internet like Sarah and Duck in the video above or an information book! You could draw a picture in the middle of your page and write 3 or 4 facts around the edge. Have fun!

**Option 2:**

You will notice that [Fox](#), [The Tin Forest](#) and [The Whales's Song](#) all describe wild landscapes and creatures.

Choose the book you think is best out of the three and explain why you think it is really good. You need to persuade other people to read the book. If it is helpful, use a **book review template** from the resources folder.

You could say, *'I think Fox is a good book'* but could you use a more powerful word than good? For example; amazing, incredible, brilliant, fabulous, wonderful, excellent, terrific. Look at the **reasons table**, in the resources folder, can you give a reason? For example, *'It has incredible illustrations in it of animals and the Australian outback.'*

**Option 3 - Lesson: 9 The Secret of Black Rock (Story writing)**

This lesson will be live streamed from Mrs C's You Tube channel from 9:45-10:45 today



\_\_\_\_\_

\_\_\_\_\_

\_\_\_\_\_

\_\_\_\_\_

\_\_\_\_\_

\_\_\_\_\_

\_\_\_\_\_

\_\_\_\_\_

\_\_\_\_\_

\_\_\_\_\_

Count money – pence

1 Match the coin to its value.



20p



2p



Friday  
22.1.21

**Fitness Time:** Make sure you try out the Joe Wicks workout!



**Spelling** – Ask you Mum or Dad to test you, you can do it by saying it aloud or writing it down.



**Phonics**

**Yellow** - Play [Dragons Den \(phonicsplay.co.uk\)](http://phonicsplay.co.uk) concentrating on a\_e words (phase 5)  
Fill in the **find the a\_e sheet** and then use each word to write a sentence.

**Green** – Find the **c phonics lesson** and complete the c sort activity

**Blue** – Find the **Friday Phonics Lesson** and then play the **'present tense snap game'**.

**Reading** – Choose an ebook from Oxford Owls or Epic!



epic!



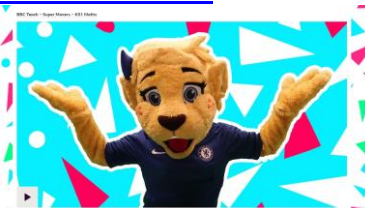
qrp9257

Mrs. Hartropp's Class

**Y1 & 2 Maths:**

Warm up: Super Movers; 2 times tables

[KS1 Maths: The 2 Times Table with Bridget the Lioness - BBC Teach](#)



*Free Choice Maths*

In the resources folder on the Class 2 web page, find the pdf 'Free Choice Maths' and choose 1 or 2 activities!

Now play TT Rock Stars or a Purple Mash Maths game!

**Music**

Log into Yumu and select, 'I wanna play in a band'. Choose step 3!



[Yumu/Home – Cumbria Music Service \(cumbriacharanga.co.uk\)](http://Yumu/Home – Cumbria Music Service (cumbriacharanga.co.uk))

**RE** - Stories Jesus told.



We are continuing to look at stories that Jesus told.

Please watch these two stories from this link: [Religious Studies KS1: The Christian Story of the Good Samaritan and the Lost Sheep - BBC Teach](#)

Tell a grown up what you remember about Jesus. Why was he special?

Make some artwork for one of the stories you watched. You could draw a picture, write a story, use playdough or lots of other things.



## **Writing**

**Option 1:** Read **Winter Song**. Discuss the things that happen in the story. What do we find out? Has anyone spotted any robins? Does anyone put any food out for the birds?

**Task:** Paint some fingerprint robins or different birds and add a beak and some legs using a pen or a pencil.



Write an acrostic poem about a robin or different bird.

For example:

**R**ed tummy

**O**n a branch I like to sit

**B**eautiful bird

**I**nsects I like to eat.

**N**

## **Option 2:**

View, [What is alphabetical order? - BBC Bitesize](#) and complete the quiz below the video.

Now view, [What are vowels and consonants? - BBC Bitesize](#) and complete the quiz below the video.



On some lined paper, write out the alphabet down the side of the paper, can you write the consonants in one colour (e.g., black) and the vowels in another colour (e.g., blue)? Now find some things in your house that start with each letter, can you write a sentence about some of those items? Try to choose at least 6!

## **Option 3 – Lesson: 10 The Secret of Black Rock (Story writing)**

This lesson will be live streamed from Mrs C's You Tube channel from 9:45-10:45 today



Arnside National C of E School  
Aspire Believe Achieve

	 A square icon with a multi-colored border (red, yellow, green, blue) and a small blue icon at the bottom left, representing a lesson resource.	 A rectangular icon with horizontal lines, representing a lesson resource.		
--	--	---	--	--

**Lessons in red have resources to go with them, uploaded to our class page on the school website.**

<https://www.arnside.cumbria.sch.uk/classes/year-1-2>