



Arnside National C of E School
Aspire Believe Achieve

Below is the planning for Year 1 and 2 children. For phonics, please follow the planning for your child's colour group, previously given via Dojo. Government guidance states that activities should be completed where possible and some examples are sent back to school. This can be done by photographing the completed work, or videoing the activity, and sending it back via Dojo or the class emails. I will then be able to provide some feedback. If you wish to email work to me our email address is, C2@arnside.cumbria.sch.uk. Class 1 parents may wish to copy Miss Addison and Mrs Pearce in, if so, the Class 1 email address is, C1@arnside.cumbria.sch.uk



Arnside National C of E School
Aspire Believe Achieve

Week 4 Spring 2021 25. 1.21-29.1.21			
	English	Maths	Foundation



Monday
25.1.21

Spelling

1. Find your **spelling words** in the resources folder and



2. Then, choose the **word search** or **handwriting** sheet for your spelling list.

Reading – Choose a book from Oxford Owls or Epic



epic!



qrp9257

Mrs. Hartropp's Class

Writing

Option 1 - Stanley's Stick

Listen to the story Stanley's Stick:

<https://www.youtube.com/watch?v=HfluIQAOLiY&safe=active>

After reading the book, talk about the different things Stanley turned his stick into.

Look at the **pictures of Stanley's stick** and describe what he is using his stick for. Add a label to each of the pictures to say what Stanley is using his stick for. Can you think of some other things he could use his stick for and add them to the list?

Finish the lesson by listening to the story 'I'm not a stick'. Did you put any of these things on your list?

<https://www.youtube.com/watch?v=brrtsuJJ2Ww&safe=active>

Y1 – Patterns with 2D shapes

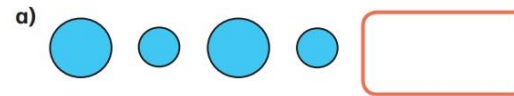
Warm up: Can you find ' **warm up Patterns with 3D and 2D Shapes** ' you will also need ' **shape sheets** ' to continue the repeating pattern.

Watch the video and complete the sheet.

[Aut1.10.5 - Patterns with 3-D and 2-D shapes on Vimeo](#)

Patterns with 2-D and 3-D shapes

- 1 Draw the next 2 shapes in each pattern.



Y2 – Count money - pounds

Warm up: Find the ' **count money in pounds** ' warm up in the folder.

Can you try counting the pounds and answer some of the questions?

Watch the video and complete the sheet.

[Aut2.10.2 - Count money - pounds on Vimeo](#)

Count money – pounds

- 1 Match the coin or note to its value.



£5

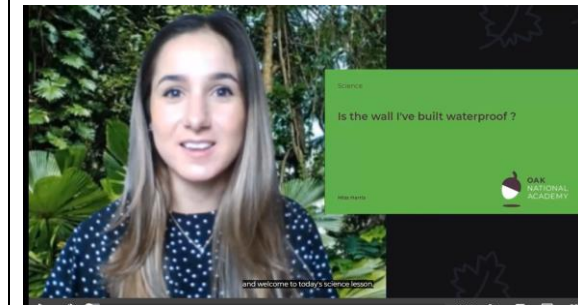
Extra:

Science – Building Things

Is the wall I've built waterproof?


Oak Academy - Miss Harris

[Is the wall I've built waterproof? \(thenational.academy\)](#)



If you have them, you could find:





Option 2 – A Cloudy Lesson (based on a film)



Before you watch the film, can you think what it might be about?

Now watch the first 20 seconds, have you changed your mind about what the film is about?

[A Cloudy Lesson on Vimeo](#)

Can you think of some questions to ask the boy about his lesson? Write down three or four (there is a template, 'Hot Seat Questions' in the resources folder). Make sure you use capitals, spaces, and punctuation.

Parents, some ideas if they aren't sure where to start, Is the man your grandad? Can you tell me about how long he has been making clouds? How did you feel standing on top of the tower? How did you feel after you broke the cloud blower? Why?

[Money - KS1 Maths - BBC Bitesize](#)



Can you find someone in your house to pretend to be the boy?
When someone pretends to be the character in a story, this is called 'Hot Seating'. Can you ask 'they boy' your questions? What were some of the responses to your questions? Can you write down the answers to 2 of your questions.



Tuesday
26.1.21

Phonics

Yellow - 'i_e'saying igh

[Twinkl Live Lessons Phase 5 Phonics - 'i e' saying 'ie' #2 - YouTube](#)

Green – 'ph' saying /f/

[Geraldine the Giraffe learns /ph/ - Bing video](#)

Match the 'ph' picture and word. **'Ph word and picture match'**

Blue – 'ture' saying /cher/

Find, **The School Trip lesson**,

Now, find the **'The school trip activity'** in the folder.

Reading – Listen to Ruby's Worry

[Ruby's Worry - Bing video](#)

Choose a follow up activity from **'Reading - Ruby's Worry'** from the folder.



Writing

Option 1 -

Go on a walk and find an interesting stick. Talk about the different things your stick could be. Listen to somebody else telling the story 'I'm not a stick:

<https://www.youtube.com/watch?v=bNAtimGfWnU&safe=active>

Y1 – Count forwards and backwards to and from 20

Warm up: count to 100 song

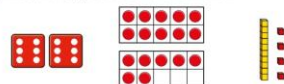
[Let's Get Fit | Count to 100 | Count to 100 Song | Counting to 100 | Jack Hartmann - YouTube](#)

Watch the video and complete the sheet.

[Aut1.11.1 - Count forwards and backwards and write numbers to 20 on Vimeo](#)

Count forwards and backwards and write numbers to 20 in numerals and words

1 Match the picture to the numeral.



Y2 – Count money – notes and coins

Warm up: Find, **'Tuesday warm up count money'** in the folder.



Watch the video and complete the sheet.

[Aut2.10.3 - Count money - notes and coins on Vimeo](#)

Topic - Superheroes in our family!

Who are some of the superheroes in your life? Why are they superheroes to you?

Your next mission: *You must interview a member of your family.*

Ask: What type of person are you? Are you super kind? Super funny? What would you want your superhero to look like? What superhero name would you want to have? (Use session resource sheet for ideas). If your mission is successful, report your findings!

How does being part of a family make you feel?

Look at a photo of your family - Families are like superheroes!

Think about a member of your family and how they are a superhero. Discuss talents, how everyone is special and unique & how family helps you every day.

Watch a clip from the film 'Incredibles'

[The Incredibles on Blu-ray: "Battle Time is Family Time" - Clip - YouTube](#)

Discuss what happened, how the family worked together to rescue the world. Name their superhero talents from the clip.





Have fun playing with your stick. Use your stick to draw a picture like in the video and write two sentences like the man in the video: That is not a stick.

That's ...

Extra Activity: You could make your own little book - 'I'm not a stick' if you would like and add a few different pictures of things your stick could be.

Option 2 - A Cloudy Lesson (based on a film)

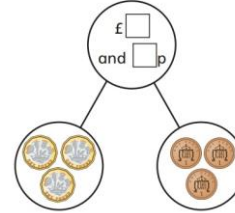


Watch the film again. Today, can you order the events in the film? Use the provided pictures or draw your own pictures. Can you now retell the story?

Count money – notes and coins

1 Complete the part-whole models.

a)



PE - with Mr Dineen - Footgolf

Find a space at home, click the link and follow Mr Dineen!

[Proper PE with Mr Dineen - Winter #3 - Bing video](#)





Wednesday
20.1.21

Phonics

Yellow - Recap the i_e split diagraph with Mr Thorne

[Geraldine the Giraffe learns /i-e/ - YouTube](#)

Complete the i_e wordsearch. Can you write two sentences using two of the words?

Green – ‘ph’ saying /f/

[The PH Sound | Phase 5 | Phonics - YouTube](#)

Find **‘ph I spy’** in the folder.

Blue – Look through the **‘Wednesday phonics power point’** and then complete **‘A postcard to the future.’**

Reading – Choose an ebook from Oxford Owls or Epic!



epic!



qrp9257

Mrs. Hartropp's Class

Handwriting -

Y1 - find the **Y1 handwriting**

Y2 – find the **Y2 handwriting**

Writing

Option 1:

Get a big sheet or paper, a roll of wrapping paper or some newspaper. Attach something (**see Art for kid's resource sheet for ideas**) to the end of your stick using an elastic band or string and use your stick like a paintbrush to practise writing the tricky words you are learning at the moment. (use the **Tricky Word Mats to help.**)



Alternatively, you could practise writing phase 2, 3, 4 or 5 tricky words using the **look, cover and write sheets** or if you are feeling

Y1 – Numbers from 11-20

Warm up: Big numbers song

[The Big Numbers Song - Bing video](#)

Watch the video and complete the sheet.

[Aut1.11.2 - Numbers from 11 to 20 on Vimeo](#)

Numbers from 11 to 20

1 Complete the table.

Picture	Numeral	Word
	20	

Y2 – Select Money

Warm up: Find, **‘Wednesday warm up count money’** in the folder.

Count Money - Notes and Coins

Marie has some coins and a note in her money box. She takes four of them out.



Watch the video and complete the sheet.

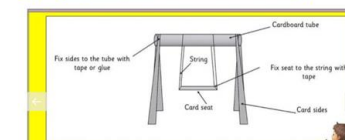
[Aut2.10.4 - Select money on Vimeo](#)

DT: Playgrounds – Making model equipment

Using your design from last week can you make and evaluate your playground?

What do you need to think about when you are making your playground equipment?

Make sure you have everything you need to make your equipment!



Find the **‘DT playground evaluation sheet’** can you evaluate your playground equipment?



creative you could write them with a white wax crayon or the end of a candle and paint over them to reveal your writing.



Option 2 - A Cloudy Lesson (based on a film)

Today, can you write instructions on how to make clouds. Don't forget to start with bossy verbs (imperative verbs e.g., get, put, take, use etc). Use the sheet to draw pictures to match each instruction. Now write the instruction under each picture. Remember to start with capitals, leave spaces and use punctuation. Read your instructions back to check they make sense.



Now – do you want to make a cloud at home?

[How to make a cloud - Bing video](#)

Find the '**Science experiment make a cloud**' document in the resources folder.

Select money

1 Circle 67p.





Thursday
21.1.21

Phonics

Yellow – - 'o_e

Learn about the o_e split diagraph [The O-E Sound | Phase 5 | Phonics - YouTube](#)

Make a list of all the words you can think of that use the o_e split diagraph.

Practice reading split diagraph words on [Picnic on Pluto \(phonicsplay.co.uk\)](#) (phase 5)

Green – Join the /ph/ lesson

[Phonics Lesson - /ph/ - Bing video](#)

Can you write a sentence using the words;

Photo

Elephant

Phonics

Dolphin

Blue – Find, 'Blue Friday Phonics lesson' and '**make your own word search**'

Reading – Choose a '**60 second read**' from the resources folder **OR** choose another activity from '**Reading - Ruby's Worry**'

Writing

Option 1: One, two, Buckle My Shoe. Read the rhyme. Print off the words and follow them as you join in. Highlight the rhyming words. Think of an action to add to each verse of the rhyme. Perform the poem to someone at home with your actions. Write some rhyming words using the [Rhyming words sheet](#) in this week's resources.

Option 2 - A Cloudy Lesson (based on a film)

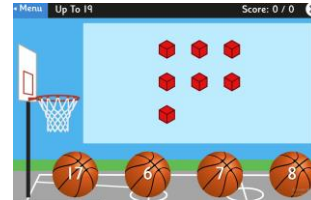
Can you design and describe a new weather machine?

Maths: -

Y1 – Tens and Ones (questions 1-3)

Warm up: [Place Value Basketball - Dienes Game for 5 to 8 Year Olds \(topmarks.co.uk\)](#)

Start with numbers 'to 19'

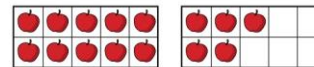


Watch the video and complete the sheet (only questions 1-3)

[Aut1.11.3 - Tens and ones on Vimeo](#)



1 a) How many apples are there?



There is ten and ones.

Y2: - Make the same amount

Warm up: [Toy Shop Money Game \(GBP\) - 4 to 11 year olds - Topmarks](#)

Have a go at this fun money game!



Watch the video and complete the sheet

[Aut2.10.5 - Make the same amount on Vimeo](#)

Topic – PSHE Who are some superheroes in our community?

Superheroes are all around us! There are police, paramedics, doctors and religious leaders.

[Topsy and Tim and the fire service rescue cat stuck in the tree](#) from dailymotion.com

[Hero Squad Special Ops - CBBC - BBC](#)

From bbc.co.uk

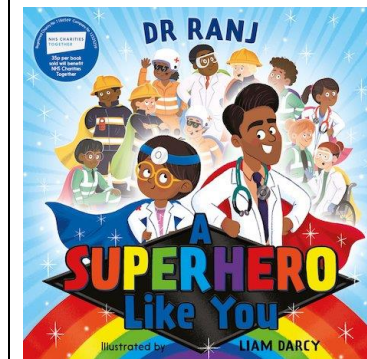
[Paramedic's Ambulance - Fun Kids - the UK's children's radio station \(funkidslive.com\)](#)

[Let's Play: Police Officers | FULL EPISODE | ZeeKay Junior - Bing video](#)

[Let's Play: Firefighter! | FULL EPISODE | ZeeKay Junior - Bing video](#)

[Let's Play: Doctor | FULL EPISODE | ZeeKay Junior - Bing video](#)

Can you say thank you to one of our special superheroes by writing a letter and telling them why they are superheroes to you?



Create rescue scenarios using small world figures and vehicles; indoors, outdoors or on a table top. Imagine an air ambulance incident, a sea rescue, a stranded cat in a tree or a burglar to catch!



What other types of weather are there? Can you think of a machine that might make that weather? E.g., a rain machine, a snow machine, a wind machine etc
Draw your ideas, can you explain to someone in your house how it will work?



Make the same amount

1 Match the amounts.



Write an incident report, make a pretend telephone call to ask for help or draw a picture of what happened. I've put some **resources** in the resource file that you can use, or you can make your own!



Friday
22.1.21

Spelling – Ask you Mum or Dad to test you, you can do it by saying it aloud or writing it down.



Phonics

Yellow - Tricky words

Refresh your phase 4 tricky words [Phase 4 Tricky Words Song Sight Words Song](#) for said, have, like, come, some, what, when - YouTube

Write 5 sentences using a tricky word in each one.

Bonus points if you can use a split diagraph too!

Green – ph saying /ph/

Sing along...

[Digraphs | Let's Learn About the Digraph ph | Phonics Song for Kids | Jack Hartmann - Bing video](#)

[Flashcards Speed Trials \(phonicsplay.co.uk\)](#)

Practise your phase 5 sounds

[Flashcards Speed Trials \(phonicsplay.co.uk\)](#)

Practise your tricky words

[Tricky Word Trucks \(phonicsplay.co.uk\)](#)

Blue – Find the '**Blue Friday Phonics Lesson**' and then

Reading – Choose an ebook from Oxford Owls or Epic!



qrp9257

Mrs. Hartropp's Class

Maths:

Y1 & 2 Warm up: Spring Free Choice Maths

Y1 – Tens and Ones (questions 4-5)

Watch the video and complete the sheet (questions 4-5)

[Aut1.11.4 - Tens and ones on Vimeo](#)

4 Complete the sentences.

a) 1 ten and 6 ones =

b) = 1 ten and 3 ones

Y2: - Compare money

Watch the video and complete the sheet

[Aut2.11.1 - Compare money on Vimeo](#)

Compare money

1 Which is the greatest amount of money in each pair?

Tick your answer.



Play TT Rock stars or a Purple Mash maths game!

Music

Log into Yumu and select, 'I wanna play in a band'.

Choose step 4!



[Yumu/Home – Cumbria Music Service](#)

[\(cumbriacharanga.co.uk\)](#)

RE - Stories Jesus told.



We are continuing to look at stories that Jesus told.

The Wise man and the Foolish man.

Read the '**Wise Man story**' in the resource file and then have a go at retelling the story, use the '**wise man story sequencing sheets**' I have saved for you. There are three choices/levels.

Here is a short film too!

[Parable of the Wise and Foolish Builders - Bing video](#)



Writing

Option 1: Listen again to the story Stanley's Stick:
<https://www.youtube.com/watch?v=HflulQaOLiY&safe=active>
Today instead of making a story map or sequencing the story, we are going to make a story stick! You are going to decorate your stick with something from each part of the story and then use the stick to retell the story to somebody at home. Start at one end of the stick and think about what you are going to use to represent the first part of the story. For example, you could paint the first bit grey to remind you of Stanley stood at the station. Move to the next part of your stick and the next part of the story. Maybe you could find a leaf outside and tie it to the next part of the stick to remind you of where Stanley's stick came from. Do you have a whistle? If so, you could hand that onto the next part of the stick to remind you that Stanley used his stick as a whistle. Below is an example of a story stick from the internet – not our story though! Please send in pictures of your story sticks for us to share on Class Dojo.



Instead of using all decorations or objects to retell the story on your stick, write out the parts of the story that are starred on the sheet using the **writing bubbles** and hang them on your story stick.

Option 2 - A Cloudy Lesson (based on a film)





Can you write instructions for how to use your weather machine?
Use the sheet to order your pictures and then write sentences below
to give each instruction. Don't forget to start with bossy verbs
(Imperative verbs) ***If you need a template there is one in the folder.***

OR

Write a story about your weather machine. Choose 1 or 2
characters, a setting, what happens in the beginning? What happens
in the middle which makes it exciting, is there is a problem? Is there
a happy ending? ***If you need a template there is one in the folder.***



Lessons in red have resources to go with them, uploaded to our class page on the school website.

<https://www.arnside.cumbria.sch.uk/classes/year-1-2>