



Arnside National C of E School
Aspire Believe Achieve

Below is the planning for Year 1 and 2 children. For phonics, please follow the planning for your child's colour group, previously given via Dojo. Government guidance states that activities should be completed where possible and some examples are sent back to school. This can be done by photographing the completed work, or videoing the activity, and sending it back via Dojo or the class emails. I will then be able to provide some feedback. If you wish to email work to me our email address is, C2@arnside.cumbria.sch.uk. Class 1 parents may wish to copy Miss Addison and Mrs Pearce in, if so, the Class 1 email address is, C1@arnside.cumbria.sch.uk



Arnside National C of E School
Aspire Believe Achieve

Week 6 Spring 2021 08.02.21-12.02.21			
	English	Maths	Foundation







Monday
8.2.21






Spelling

1. Find your **Diamonds and Rubies OR Sapphires PP** in the **resources folder** in the resources folder.
2. Now find your spelling words.
3. Next, choose the **word search** or **handwriting** sheet for your spelling list.
4. If you have time, have a go at a SPaG (Spelling and Grammar) sheet! Find the Y1 SPaG Mat or the Y2 SPaG mat and choose the level best for you (3 levels)

Year 1 Spring Term 1 SPaG Mat

<p>Add ? or ! to complete this sentence.</p> <p>Is she with them?</p> 	<p>Tick where 'oo' should go in the sentence.</p> <p>My ring was red green.</p> 	<p>Add the prefix 'un' to this word to change the verb to its opposite.</p> <p>zip _____</p> <p>Y _____</p>
<p>Circle the words you think should have a capital letter.</p> <p>ben i me</p> 	<p>Which tricky word has Mr Whoops been juggling with?</p> <p>o o</p> 	<p>Practise writing these tricky word spellings.</p> <p>her _____</p> <p>all _____</p> <p>are _____</p>

Year 2 Spring Term 1 SPaG Mat

<p>Tick the correct type of sentence.</p> <p>What a great day we had at the zoo!</p> <p><input type="checkbox"/> exclamation <input type="checkbox"/> command</p> 	<p>Change these adjectives into adverbs using the suffix 'ly'.</p> <p>quiet _____</p> <p>slow _____</p> 	<p>Write a word with an apostrophe to show who this could belong to.</p> <p>_____</p> 
<p>Match these words to their opposites:</p> <p>happy unwell kind unhappy even unkind</p>	<p>Re-write this sentence with the correct tense of the missing word.</p> <p>I will _____ on the chair.</p> <p>sitting sit set</p> 	<p>Oops, Mr Whoops has spelt these common exception words backwards! Write them correctly four times to help him.</p> <p>reed _____ deaf _____ team _____</p> 

Reading – Choose a school reading book or a book from Oxford Owls or Epic



epic!



qrp9257

Mrs. Hartropp's Class

Writing

Option 1 - Sam's Sandwich

Y1 – Add by counting on


Warm up: Roll two dice and add the number together. Write down the number. Now, roll one die again and add it to your written number by counting on. E.g. First, I rolled a 5 and a 4. $5 + 4 = 9$. Then I rolled a 6, so $9 + 6 = ?$ (start with 9) then count on - 10,11,12,13,14,15
 $9 + 6 = 15$
Do this 3 times!

Watch the video and complete the sheet.











[Spring1.2.2 - Add by counting on on Vimeo](#)

Add by counting on

1 There are 9 children on the bus.
5 more children get on the bus.



How many children are on the bus now?
Complete the ten frames and the sentences.

Y2 – Make equal groups

Warm up: Find the Monday warm up, 'make equal groups' in the resources folder.

Watch the video and complete the sheet.

[Aut2.12.2 - Make equal groups on Vimeo](#)

Science – Building things - Strong Winds

Last week you looked at which materials can withstand strong winds. This week you are testing your wall!

[Will the wall I've built withstand strong winds? \(thenational.academy\)](#)



In this lesson, you will need:





Listen to the story online

<https://www.youtube.com/watch?v=AoR651aQDS0&safe=active>



Now watch the animation of the book and name all of the ingredients Sam put into his sandwich. <https://vimeo.com/138229945> Name the hidden ingredients too and agree that they wouldn't be nice things to put into a sandwich.


Make a picture of the sandwich and label each of the ingredients. Draw and label the hidden ingredients too!



Option 2 – Superheroes

Make equal groups

1 Match the pictures to the labels.



equal groups



unequal groups



We have been looking at ourselves as superheroes, our families as superheroes and the superheroes in our community. Now you can look at fictional superheroes (imaginary superheroes).

Can you find the **Monday superhero reading** for your book band?
Read and answer the questions!

Now, find the '**superpowers**' and '**Superhero Identity**' sheet in the folder.



Tuesday
9.2.21

Safer Internet Day

[Safer Internet Day - Live Lesson - BBC Teach](#)

Phonics

Yellow - 'ou' saying 'ow'

Join in with this lesson

[\(9\) Phase 5 Phonics for Kids #2 'ou' - YouTube](#)

Make a list of all the words you can think of using the 'ou' grapheme. Can you put any into sentences?

Green - ie saying /ee/

[Geraldine the Giraffe learns /ie/ in piece - YouTube](#)

Watch this short clip. Can you now watch it again and try to write some of the ie words? Try to listen (but not look), try to segment and blend!

Blue - mb saying /m/

Find the **'Tuesday mb PowerPoint'** and work through it. Now play the game, **'Race to the South Pole Track Game'** and use some of the words you read in the game to complete the, **'Tuesday mb challenge'**.

Reading - 60 second read OR **'Tuesday Hedgehogs-Reading-Comprehension'** from the folder

Writing

Option 1 - Café Role Play / Writing

Discuss a time when you've been to a café. Where did you go? What lovely food and drinks did you have? Discuss any takeaway cafes that might be open at the moment and the kind of things they serve. Has anyone been to a takeaway café in lockdown

Y1 - Add ones by using number bonds (1st part)

Warm up: How many ways can you make 10? Can you write 10 in the middle of a piece of paper and then write number sentences to make 10? E.g. $6 + 4 = 10$, $8 + 2 = 10$, $15 - 5 = 10$, $20 - 10 = 10$, $100 - 90 = 10$ etc

Watch the video and complete the sheet (questions 1-4)

[Spring1.2.3 - Add ones using number bonds on Vimeo](#)

Add ones using number bonds

1 Complete the additions.

a) $3 + 5 = \square$

b) $13 + 5 = \square$

Y2 - Add equal groups

Warm up: Find the Monday warm up, **'add equal groups'** in the resources folder.

Watch the video and complete the sheet.

[Aut2.12.4 - Add equal groups on Vimeo](#)

Topic - Looking after myself

Last week was Children's Mental Health week. Can you talk to someone about how are you feeling today? Find, **'Tuesday how do you feel today'** to help you.

Find, **'Tuesday Positive Mental Health - Presentation'**



Complete the, **'Tuesday Positive Mental Health Poster'**

Finally, find, **'Emotions board game'**, play it with someone in your house.





and if so what did you have? Have a look at the sample **Sandwich Shop Café Menu**. Read and discuss what's on the menu.



Could you set up your own café at home? Do you have any pretend food? You could set up a little table and maybe some of your teddies could come to the café for a sandwich? Play cafes.

Once your café is set up make a sign for your café and write some labels for the food. Write your own **menu** showing all of the food and drinks you sell. You could pretend to work at the café and **take orders** from your teddies or people in your house. Have fun!

Option 2 – My super vehicle!



What would you drive, fly in or ride?
Can you draw it, label it and write about it?
Find the 'Tuesday superhero vehicle' sheet!

Add equal groups

1 Complete the sentences.



There are apples in each bag.

There are bags.

There are equal groups of

PE - with Mr Dineen –



Wednesday
10.2.21

Phonics

Yellow – Recap yesterday's sound with this song
[Phonics ou Sound Song 'Shout Out Loud' - A really fun phonics song for kids! - YouTube](#)
Complete the ou spelling activity sheet.

Green – ie saying /ee/
[ie words - phonics - piece, shield, believe - YouTube](#)
Find, '**Wednesday split-pin knight**' and make it!

Blue – /m/ written as **m, me** or **mb**.
Find '**Wednesday pp**' and complete '**Journey to the South Pole**'

Reading – Read a school reading book! **OR** Choose an ebook from Oxford Owls or Epic!



epic!



qrp9257

Mrs. Hartropp's Class

Handwriting – Bb

Y1 - find the **Y1 handwriting**

Y2 – find the **Y2 handwriting**

Writing

Option 1: Making a sandwich for lunch

Listen to the story 'Paddington at the Zoo.'

<https://www.youtube.com/watch?v=9fnRlux-QgU&safe=active>

After listening to the story discuss the following questions:

What flavour sandwiches did Paddington take on their trip to the zoo?

Are they his favourite type of sandwich?

Y1 – Add ones by using number bonds (2nd part)

Warm up: Solve this problem, 'I was given some sweets, I put them in my sweet jar and then I had 10 altogether.' How many did I have and how many was I given? (There are lots of answers!) Tip: Use your number bonds to 10 to help you.

Watch the video and complete the sheet (questions 5-6)

[Spring1.2.4 - Add ones using number bonds on Vimeo](#)

5 Complete the additions.

$$\square + 5 = 9$$

$$\square + 2 = 9$$

$$8 + \square = 9$$

$$6 + \square = 9$$

6 Complete the additions.

$$\square + 5 = 19$$

$$\square + 2 = 19$$

$$18 + \square = 19$$

$$16 + \square = 19$$

Y2 – Make arrays

Warm up: Find the Monday warm up, '**make arrays**' in the resources folder.

Watch the video and complete the sheet.

[Aut2.12.5 - Make arrays on Vimeo](#)

Craft – The Colour Monster

Listen to the story!




<https://www.youtube.com/watch?fbclid=IwAR215m-mwCxs7phUs1ld-mffaS5KpXYczTBSq8gZDvKMJTNV0oVX88-bg9s&v=V1NF3Yaw9sQ&feature=youtu.be>

Stop the video at 6:12

Get your equipment ready, see below...

To make your colour monster, you will need:



- Felt Pens/Crayons
- Ruler
- Pencil
- Cardboard
- Toilet roll tube



What happened to his sandwiches?
How did the different animals get the sandwiches?

If you plan to have sandwiches for lunch, please have a go at making your own sandwich. What would you put in your sandwiches? Describe your favourite sandwich to someone and tell them why you like it so much.

Draw your sandwich and write a description of your favourite sandwich in full sentences. Try to include some adjectives in your writing and highlight them with a coloured pencil. Remember, an adjective is used to describes things.

For example: My favourite sandwich would be on **soft, white** bread. Inside there would be two slices of **holly** cheese, **wafer thin** ham, **fresh, sliced** tomato, lettuce and a dollop of mayonnaise. It could be served with a **freshly squeezed** orange juice and some salt and vinegar crisps.

Use the **sandwich border paper** or paper you have at home.

Option 2 - Descriptive writing




Can you choose a superhero to write about?

Find, '**Wednesday superhero description writing frames.**'

There are some ideas of adjectives you could use to describe the superhero, but can you think of more? Is the superhero good or evil? You can choose positive or negative adjectives, e.g., Flame Girl is caring and helpful. Ice Queen is annoying and wicked!

Make arrays

1 Circle each row of sweets.



How many rows are there?

There are rows.

2 Circle each column of apples.

- Scissors
- Glue

Watch the rest of the video!

Enjoy making your colour monster and then bring it to the Friday Zoom session OR send me a photo!



Thursday
11.2.21

Phonics

Yellow – -

Practice which grapheme is correct on [Cheeky Chimps \(phonicsplay.co.uk\)](#)

Today we are learning the tricky word 'should' Listen to this song to help you [\(9\) Tricky Word Songs - should - YouTube](#)

Write the word 'should' 5 times then write a sentence using the word.

Green – ie saying /ee/

Go to Phonics Play and play Tricky word trucks [Tricky Word Trucks \(phonicsplay.co.uk\)](#) and then Buried Treasure [Buried Treasure \(phonicsplay.co.uk\)](#) to practise your Phase 5 sounds!

Now find, '**ie**' spelling game

Blue – mb saying /m/

[What is a dictionary? - BBC Bitesize](#) (for KS2 but a good explanation)

Say the alphabet! [What is alphabetical order? - BBC Bitesize](#)

Find, '**Create your own dictionary of mb words.**'

Reading – Choose a '**60 second read**' from the resources folder **OR** read a school book.

Writing

Option 1: Poetry and the alphabet

Share the **food poems** in this week's resources. 'Lunchtime' and 'I am Hungry'.

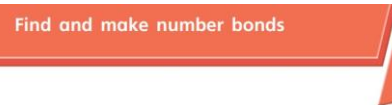
<https://www.youtube.com/watch?v=7SrMbKwwDKw&safe=active>

<https://www.youtube.com/watch?v=fuUtuz970Y&safe=active>

Y1 – Find and make number bonds

Warm up: Find, '**Thursday warm up – find and make number bonds**'

Watch the video and complete the sheet [Spring1.2.5 - Find and make number bonds on Vimeo](#)



1 Complete the additions to match the ten frames.

a) + =

+ =

Y2: - Multiplication

Warm up: Multiplication Dice Game

Multiplication Dice Game

How to play:
1. Roll the dice.
2. Multiply the number by two or three.
3. Colour your answer on the grid.
4. The first person to colour three in a row wins!



2	18	6	3
4	10	12	4
8	6	2	8
12	9	15	3

Now find the '**multiplication wheels**' in the folder. Can you multiply the number in the centre with all the numbers around it? Write the answers on the outer edge!

Music

Log into Yumu and select, 'I wanna play in a band'. Choose step 7!



[Yumu/Home – Cumbria Music Service \(cumbriacharanga.co.uk\)](#)

RE - [Church Tours « RE:quest](#)



Follow the link to take a look at some different churches. One is the church from last week's lesson. You will need to click on the other videos individually on the right-hand side to watch them.

Activities

Play the features of a church matching game with a grown up. A grown up will need to cut out the picture



Did you like the poems? Did you spot any rhyming words? Did the second poem make sense? Which poem did you like best? Were they funny? These were written by the author Michael Rosen – he is famous for children’s author. Do you have any of his books?

Have a go at writing your own alphabet food poem.
Below are some ideas.

d is for doughnuts, sugary sweet, e is for an egg, in an egg cup so neat. f is for fish fingers ready for tea and that is my tea-time abc.

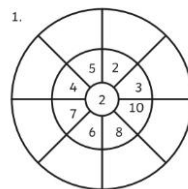
Complete the first half of the poem today using the first **alphabet sheet** in this week’s resources.

Option 2 – Comic

Find the comic writing frames and comic words/comic words 2 (onomatopoeia/sound words) and create your own comic about you as a superhero. Use all of your ideas from this week, your superpower and your vehicle!

Plan it carefully first. You will be telling the story mostly in pictures.

I have also put a times table poster in the folder!



and the name (you can leave the description) and mix them up first.

Have a look at the features of a church sheet. See if you can name some of the items. If you want to try and copy the words that would be great!



Friday
12.2.21

Spelling – Ask you Mum or Dad to test you, you can do it by saying it aloud or writing it down.



Phonics

Yellow - Complete the ou/ow spellings sheet.
Practice all phase 5 sounds on [Dragons Den \(phonicsplay.co.uk\)](http://Dragons Den (phonicsplay.co.uk))

Green – ie saying /ee/ and ea saying /e/
Find, '**I spy ie and ea words**' in the folder.

Blue – mb saying /m/
Polar Ships game

Reading – Read a school reading book **OR** Choose an ebook from Oxford Owls or Epic!



epic!



qrp9257

Mrs. Hartropp's Class

Writing

Option 1: Join in with the Super Movers ABC song.
https://www.youtube.com/watch?v=jYeMpUdufNk&feature=emb_logo&safe=active

Please complete your alphabet food poem using the second **alphabet sheet** in this week's resources. Can you read and perform your poem to someone at home? Get them to tell you which line they liked best and how you could make it even better.

All

Number bond challenge (in the resources folder)

Set a timer for 10 minutes, can you beat your score from Week 1?

Now you can play TT Rock stars, Top Marks, BBC Super movers times tables or a Purple Mash maths game

[Times tables collection - BBC Teach](#)



The 2 Times Table with Bridget the Lioness

Chelsea mascot Bridget the Lioness, has a song and movement routine to help students learn their 2 times table.



The 5 Times Table

The Posh Pooch has a song and movement routine to help students learn the 5 times table.

Extra: Learn how to write numbers in Chinese. Watch the

Don't forget our 1 pm

zoom

Session 😊

Bring your colour monster!



Chinese New Year

Find the '**Chinese New Year**' video in the folder.

Choose 2 or 3 of the following activities...



Option 2 - Chinese New Year

Listen to the story of **The Emperor's Race** and then sequence and retell the story using the **writing prompts** and **lined paper** in the folder!

Chinese Numbers

demonstration and have a go!
Can you write your age in Chinese? Send me a photo!



- [ks1-60-second-reads-chinese-new-year](#)
- [ox puppet](#)
- [-year-of-the-ox-Chinese-new-year-lantern-craft-activity](#)
- [crispy-vegetable-spring-rolls](#)
- [ks1-all-about-the-year-of-the-ox-](#)

Lessons in red have resources to go with them, uploaded to our class page on the school website.

<https://www.arnside.cumbria.sch.uk/classes/year-1-2>