



Arnside National C of E School
Aspire Believe Achieve

Below is the planning for Year 1 and 2 children. For phonics, please follow the planning for your child's colour group, previously given via Dojo. Government guidance states that activities should be completed where possible, and some examples are sent back to school. This can be done by photographing the completed work, or videoing the activity, and sending it back via Dojo or the class emails. I will then be able to provide some feedback. If you wish to email work to me our email address is, C2@arnside.cumbria.sch.uk. Class 1 parents can Dojo or email Miss Addison and Mrs Pearce the Class 1 email address is, C1@arnside.cumbria.sch.uk



Arnside National C of E School
Aspire Believe Achieve

Week 7 Spring 2021 22.2.21-26.2.21			
	English	Maths	Foundation



Monday
25.1.21

Weather Collection! Can you find the 'my-weather-record-activity-sheet' and collect weather information?

Spelling - Find your spelling in the folder

Three Times

Write each of your spelling words three times using a different coloured crayon or pen each time.

Now choose the **word search** or **handwriting** sheet to match your spelling

Reading – Parents, there is a folder of poetry for you to enjoy this week with your child. Some have activities to complete after you have read together. You can read it together or read it to your child!

Read the poem, 'At the Zoo'. You may have a school reading book to read or a book from Oxford Owls or Epic.



epic!



qrp9257

Mrs. Hartropp's Class

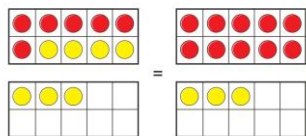
Y1 – Add by making 10

Watch the video and complete the sheet.

[Spr1.3.2 - Add by making 10 on Vimeo](#)

Add by making 10

1 The ten frames show that 6 + 7 is the same as 10 + 3



Y2 – Recognise Equal Groups

Watch the video and complete the sheet.

[Spr2.1.1 - Recognise equal groups on Vimeo](#)

Recognise equal groups

1 Complete the sentences.

a)



There are pairs with mittens

Science – Amazing Animals!



We are starting our new topic on Animals this half term.

Let's start with looking at our animal groups. Can you find the 'Animal Groups Sorting Cards' in the resources folder?

Can you print out the pictures and grouping labels OR write the group labels on some paper? Can you sort the pictures under each



Writing: Poetry - Rhyme



[What are rhyming words? - BBC Bitesize](#)

Watch this short clip about rhyming words and then '**sort the words that rhyme with think**' and then '**highlight the words that rhyme with peas**' (both activities are on the same web page, below the short clip).

Find, '**Monday rhyming PP**' read through the rhyming sets. Can you practise with words that rhyme with –at? (hat, sat, cat etc) How many can you list? What about –ike words? Can you think of one more set?

Can you find a poem that you like that rhymes? (e.g. At the Zoo, Row, Row, Row Your Boat, Hickory, Dickory, Dock etc)

Why do you like it? In your neatest handwriting, can you write the poem or if it is long, part of the poem. Now draw an illustration for the poem!

label OR write the name of the animal under each label?

Now click the link below and watch the first 6 short clips about animal groups.

What are mammals?

What are amphibians?

What are birds?

What are fish?

What are reptiles?

What are minibeasts?

[Animals - KS1 Science - BBC Bitesize](#)

Do you want to make any changes to your groupings now?



Arnside National C of E School
Aspire Believe Achieve

--	--	--	--



Tuesday
26.1.21

Phonics

Yellow – Revise all the sounds we have learnt with the flashcards on phonics play [Flashcards Speed Trials \(phonicsplay.co.uk\)](http://Flashcards Speed Trials (phonicsplay.co.uk)) Revise from phase 2 right through to 5.

Recap Split digraphs from last term with this video [\(4\) Phonics: Phase 5 | recap of Split Digraphs with Miss Ellis | PLUS ALIEN WORDS - YouTube](#)

Complete the '**Split digraph comprehension sheet**'.

Green – suffix –ed

Let's start this week's phonics by remembering what a suffix is!

[What are suffixes? - BBC Bitesize](#)

Watch the short clip and then complete the activities

Blue – plurals

Find the '**Tuesday plurals-s-and-es**' powerpoint in the folder and work through it. Now find, '**Monday Plurals-s-and-es-Worksheet**' and complete it!

Reading – Read, '**I am...**' from the '**Reading poetry**' folder, a school reading book or a book from Oxford Owls or Epic.



epic!



qrp9257

Mrs. Hartropp's Class

Writing: Poetry - Alliteration

Y1 – Subtraction – not crossing 10

Watch the video and complete the sheet.

[Spr1.3.3 - Subtraction not crossing 10 on Vimeo](#)

Subtraction – not crossing 10

1 Cross out counters to work out the subtractions.

a)

●	●	●	●	●	
●	●	●	●	●	
●	●	●	●	●	

 $15 - 4 = \square$

Y2 – Make equal groups

Watch the video and complete the sheet.

[Spr2.1.2 - Make equal groups on Vimeo](#)

Make equal groups

1 Complete the sentences.

a)



There are equal groups of 10

There are tens.

Topic – The World, Senegal and Me!

Where in the world are we?



Watch 'The World'

[The World - BBC Teach](#)

Can you find the '**Tuesday world map**' in the resources folder? Watch the Continents Song and then label your map!

[Seven Continents Song - Bing video](#)

Watch the Oceans Song

[Five Oceans Song - Bing video](#)

Find the '**Continents and Oceans map**', can you add the oceans to your world map?



[How to write a poem - BBC Bitesize](#)

Watch the clip and then take the 'The how to write a poem quiz!'


Today we are going to focus on **Alliteration**. Find the '**Tuesday Alliteration powerpoint**' in the folder. Work through it and then create your own alliterative sentences!

Now find, '**Tuesday super-scrumptious-snacks-alliteration-game**' can you find someone in your house to play this game with? Or maybe with your whole family?

Can you think about where the equator is and what it might feel like near the Equator? How might it feel at the North and South Pole? Why?

PE – Mr Dineen – Gymnastics

[Proper PE with Mr Dineen- Winter #6 - Bing video](#)



Skill station time

Gymnastic jumps 



Mr Dineen wants you to wear shoes today so before you start, shoes on!





Wednesday
20.1.21

Phonics

Yellow – Recap the phase 5 tricky words with this video
[\(4\) Phase 5 Phonics for Kids #20 Tricky Words Part 1 - YouTube](#)

Complete some of the **'tricky word booklet'**. Don't worry about completing it all in one go, you can come back to it throughout the week.

Green – suffix -ed



[Nessy Reading Strategy | Adding '-ed' | Past Tense Verbs | Learn to Read - YouTube](#)

Write a sentence using each of the 4 words at the end of the video clip. (looked, played, wanted, worked)

Blue – Plurals

Find, **'Wednesday making-nouns-plural-with-s-es-and-ies-lesson-teaching-pp'** and then complete the activity, **'Wednesday Irregular-Plurals-Jigsaws'**.

Reading – Read either the 1 star, 2 stars or 3 stars **'Winter Haikus'**, from the **'Reading poetry'** folder, a school reading book or a book from Oxford Owls or Epic



epic!



qrp9257

Mrs. Hartropp's Class

Handwriting - h

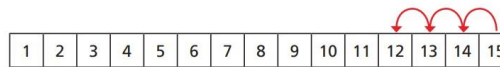
Y1 – Subtraction – not crossing 10 (counting back)

Watch the video and complete the sheet.

[Spr1.3.4 - Subtraction counting back on Vimeo](#)

Subtraction – not crossing 10 (counting back)

1 Ron uses a number track to work out $15 - 3$



$$15 - 3 = 12$$

Y2 – Add equal groups

Watch the video and complete the sheet.

[Spr2.1.3 - Add equal groups on Vimeo](#)

Add equal groups

1 Complete the sentences.

a)



There are equal groups with in each group.

Art: Can you find the **'Wednesday Art' powerpoint?** **(please don't peek at the 'Wednesday art activity!')**





Y1 - find the **Y1 handwriting**
Y2 - find the **Y2 handwriting**

Writing: Poetry - Similes

Find, '**Wednesday Similes pp**' in the resources folder.
Now complete the '**simile activity**'.



Thursday
21.1.21

Phonics

Yellow – Today we are learning to read and write the words ‘who’ and ‘why’

[\(4\) Tricky Words - why - YouTube](#)

[\(4\) Tricky Words - who - YouTube](#)

Write 3 sentences for each tricky word.

Green – Find, ‘**Thursday ed pp**’ and work through the powerpoint. Then find the **word spinners activity** and make the spinners, you will need a pushpin to push into the middle!

Blue – Plurals

Find, ‘**Thursday Irregular-Plural-Ves-For-Words-Ending-F-And-Fe-PP**’ and then play, ‘**Top Cards**’.

Reading – Read ‘**The Star**’ **60 second read**, from the ‘**Reading poetry**’ folder, a school reading book or a book from Oxford Owls or Epic



epic!



qrp9257

Mrs. Hartropp's Class

Writing: Poetry – Shape Poems

Today and tomorrow, we are going to look at ‘**Shape Poems**’. Find the ‘**Shape Poems PP**’ in the resources folder.

Find out about shape poems and then plan a shape poem of your own!

(Tomorrow you will carefully draw your sea animal and publish your poem in your best handwriting!)

Y1 – Subtraction, crossing 10

Watch the video and complete the sheet

[Spr1.3.5 - Subtraction counting back \(crossing 10\) on Vimeo](#)

Subtraction – crossing 10 (counting back)

1 There are 15 cookies in a jar.
Mo eats 7 cookies.
He counts back 7 from 15

1 2 3 4 5 6 7 8 9 10 11 12 13 14 15

How many cookies does Mo have left?

Y2: - Multiplication using the x symbol

Watch the video and complete the sheet

[Spr2.1.4 - Multiplication using the x symbol on Vimeo](#)

Multiplication sentences using the x symbol

1 Complete the sentences.

a)

There are equal groups with in each group.


+ + = 18

x = 18

Topic – Climate Fairtrade and You!

What is the weather and climate like in different areas of Earth? And why?

What is weather? (Look at weather collected on ‘**my-weather-record-activity-sheet**’ since Monday on the weather record sheet and discuss with your adult)



What is climate?

[Geography KS1/KS2: Climate - BBC Teach](#)

Look at ‘**Thursday topic photo**’, this is a farmer.

What type of farmer do you think this is?
What is growing on this farmer’s farm?
Where in the world is this?
What do you think the temperature is like in this photograph?
Could this photograph be in the UK? Why do you think this?

We are going to find out about the different climates in the UK, and in the cocoa growing region of West Africa. Watch this three-minute film



[Cocoa Climate on Vimeo](#)



What are the differences between these two climates? What are the similarities?

Find, '**Thursday topic compare climate of Cote d'Ivoire and UK**' can you draw and write these differences and similarities? Remember to record the types of agriculture in these two climates. Now use a different coloured pen or pencil to record the effects of the climate crisis on their Venn diagram. How are temperate climates affected by the climate crisis? How are tropical rainforest climates affected by the climate crisis?



Friday
22.1.21

Spelling – Ask you Mum or Dad to test you, you can do it by saying it aloud or writing it down.



Phonics

Yellow - Practice reading using phonics play [Dragons Den \(phonicsplay.co.uk\)](http://DragonsDen.phonicsplay.co.uk) (phase 4 and 5)

Have a go at completing one of the 'phonics mats'. It is a good idea to save these as we will be using them again next week.

Green – Choose a Phonics Play Phase 5 game (Buried Treasure, Dragon's Den or Picnic on Pluto) and then play Tricky Word Trucks.

[PhonicsPlay - Phase 5 Resources](http://PhonicsPlay-Phase5Resources.phonicsplay.co.uk)
[Tricky Word Trucks \(phonicsplay.co.uk\)](http://TrickyWordTrucks.phonicsplay.co.uk)

Blue – Complete the SPaG mat and then play the Pond Life plurals game on Phonics Play
[Pond Life Plurals \(phonicsplay.co.uk\)](http://PondLifePlurals.phonicsplay.co.uk)

Reading – Read 'The Wind', from the 'Reading poetry' folder, a school reading book or a book from Oxford Owls or Epic



epic!

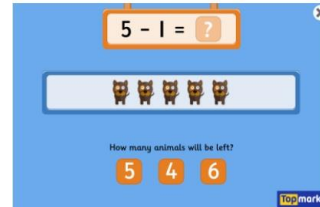


qrp9257



Mrs. Hartropp's Class

Y1: Subtraction crossing 10

Warm up: [Subtraction To 10 \(topmarks.co.uk\)](http://SubtractionTo10.topmarks.co.uk)



Now find, 'Friday Activity Cards - Subtraction - Crossing 10' and work through the questions with a grown up, solve the problems. You might need 'blank tens frames' and/or 'number lines' to help you.



Y2: - Multiplication sentences using pictures

Watch the video and complete the sheet
[Spr2.1.5 - Multiplication sentences using pictures on Vimeo](http://Spr2.1.5-MultiplicationSentencesUsingPictures.onVimeo)

zoom At 1pm! 😊

Please bring a piece of paper, a writing pencil or pen and a coloured pencil of felt pen.

We are going to play Times Tables Bingo using the 2 times tables, 5 times tables and 10 times tables.



Parents don't worry they have played this before and I support them if they don't know the answers!

Music - Exploring different ways to use your voice with Ms Glover (18 mins)



Writing: Poetry - Shape Poems

Today you will use your plan and neatly draw a line drawing of your sea animal so you can fit your poem inside. Find a photograph of your sea animal on the internet (or use my examples) to help you.

Multiplication sentences from pictures

1 Complete the sentences to match the picture.



lots of 3 =

multiplied by 3 =



[Exploring different ways to use your voice \(thenational.academy\)](https://thenational.academy)

You will need a soft toy or teddy!

RE - Lent



Find, '**When is Lent**' pp and '**Lent activity sheet**' in the folder

Lessons in red have resources to go with them, uploaded to our class page on the school website.

<https://www.arnside.cumbria.sch.uk/classes/year-1-2>