



Arnside National C of E School  
*Aspire Believe Achieve*

Below is the planning for Year 1 and 2 children. For phonics, please follow the planning for your child's colour group, previously given via Dojo. Government guidance states that activities should be completed where possible and some examples are sent back to school. This can be done by photographing the completed work, or videoing the activity, and sending it back via Dojo or the class emails. I will then be able to provide some feedback. If you wish to email work to me our email address is, [C2@arnside.cumbria.sch.uk](mailto:C2@arnside.cumbria.sch.uk). Class 1 can email work to Miss Addison and Mrs Pearce, using [C1@arnside.cumbria.sch.uk](mailto:C1@arnside.cumbria.sch.uk)



Arnside National C of E School  
*Aspire Believe Achieve*

Week 8 Spring 2021 1.3.21-5.3.21			
	English	Maths	Foundation



Monday  
25.1.21

### Spelling

Find your spelling words in the folder. Can you write them out in pencil and use a blue pencil for the vowels!

## cake

Now choose the word search or handwriting sheet 😊

**Reading** – Choose a book - [World Book Day Audiobooks](#)

Find the book week activity for Monday

**'Monday Robs-reading-crown'**

*You could use this on Thursday if you need an idea for a prop or a costume!*

Choose a school book, or a book from Oxford Owls or Epic



epic!



qrp9257

Mrs. Hartropp's Class

### Writing - Poetry



Listen to the poem.

[Wings - Pie Corbett - Bing video](#)

[How to memorise a poem - BBC Bitesize](#)

Can you memorise a small part of 'Wings'?


### Y1 – Subtraction crossing 10 (1)

Watch the video and complete the sheet.

[Spr1.4.1 -Subtraction crossing 10 \(1\) on Vimeo](#)

Subtraction – crossing 10 (1)

1 Rosie has 15 cakes.



Her friends eat 6 cakes.  
How many cakes does Rosie have left?

$$\square - \square = \square$$

Rosie has  cakes left.

Extra: [Hit the Button - Quick fire maths practice for 5-11 year olds \(topmarks.co.uk\)](#) (Choose make 10 or 20 OR Choose Addition within 10 or 20)


### Y2 – Use Arrays

Watch the video and complete the sheet.

[Spr2.2.1 - Using arrays on Vimeo](#)

Use arrays

1 How many pears are there?



$$\square + \square + \square = \square$$

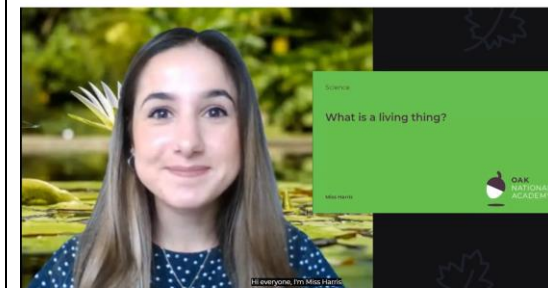
$$\square \times \square = \square$$

There are  pears.

Extra: [Hit the Button - Quick fire maths practice for 5-11 year olds \(topmarks.co.uk\)](#) (Choose make 10 or 20 OR Choose Addition within 10 or 20)

### Science – What is a living thing?

[What is a living thing? \(thenational.academy\)](#)





<p>If I had wings, I would touch the fingertips of clouds and glide on the wind's breath.</p> <p>If I had wings, I would taste a chunk of the sun as hot as peppered curry.</p> <p>If I had wings, I would listen to the clouds of sheep bleat that graze on the blue.</p> <p>If I had wings, I would breathe deep and sniff the scent of raindrops.</p> <p>If I had wings, I would gaze at the people who cling to earth's crust.</p> <p>If I had wings, I would dream of swimming the deserts and walking the seas.</p>		
---	--	--



Tuesday  
26.1.21

### Phonics

**Yellow** - Revise all the sounds we have learnt with the flashcards on phonics play [Flashcards Speed Trials \(phonicsplay.co.uk\)](http://phonicsplay.co.uk) Revise from phase 2 right through to 5.

Complete the early reading comprehension activity.

**Green** – adding –s or –es

Mr Throne - **es - Plurals - blushes, dresses, fixes, watches - Bing video**

Can you choose two words from the video clip and write them in a sentence.

**Blue** – Types of sentences

Find, '**Tuesday types-of-sentences pp**'

Complete the '**Types of sentences sheet**'

**Reading** – Choose a book - [World Book Day Audiobooks](#)

Find the book week activity for Tuesday

**'Tuesday-Luna-Loves-Library-Day-word-search'**

Choose a school book, or a book from Oxford Owls or Epic



epic!



qrp9257

Mrs. Hartropp's Class

### Writing

### Y1 – Subtraction crossing 10 (2)

Watch the video and complete the sheet.

[Spr1.4.2 - Subtraction crossing 10 \(2\) on Vimeo](#)

Extra: Find, '**Number bonds game to 20**' in the resources folder

### Number Bonds Game to 20

Taking turns, the players choose to reveal two cards. If the cards add together to create 20, then the player keeps the cards. The player with the most cards by the end of the game wins! To make it trickier, you could place a 10 second time limit on each round so they only have 10 seconds to work out the number bond. If they don't figure it out in time, the other player wins the cards.

### Y2 – Make Doubles

Watch the video and complete the sheet.

[Spr2.2.2 - Make doubles on Vimeo](#)

### Topic – Climate Change

Last week we started to talk about climate and we also learnt about how Climate Change is affecting farmers in Africa.

*Can you name the seasons?*

*What is your favourite season?*

*Can you draw a picture of yourself doing something you like to do in your favourite season?*

*For example, I like summer because I love the sunshine and I like to go paddle boarding on Coniston.*

Watch this clip, [climate change](#).

*How is the Earth's climate changing?*

A few changes are: melting glaciers, stronger storms, droughts, changing weather patterns.

*These changes are happening because the Earth's air, water, and land are all linked to the climate. You can help change the future of the planet! Can you think of anything that you can do to help?*



Can you write an extra line or two?

If I had wings, I would...

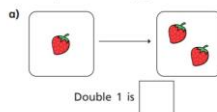
Think about what you could touch, taste, hear (listen to), smell (breathe in/sniff) and see.

If I had wings, I would dream of....

Can you draw a picture/s to illustrate your extra line/s.

**Make doubles**

1 Complete the sentences.  
Use the pictures to help you.



Extra: Find, '**Number bonds game to 20**' in the resources folder

**Number Bonds Game to 20**

Taking turns, the players choose to reveal two cards. If the cards add together to create 20, then the player keeps the cards. The player with the most cards by the end of the game wins! To make it trickier, you could place a 10 second time limit on each round so they only have 10 seconds to work out the number bond. If they don't figure it out in time, the other player wins the cards.

Challenge: Create a poster encouraging others to do something small to help our world! (some ideas, switch of lights when you leave a room, turn the tap off when you are brushing your teeth, recycle as much as you can, reuse shopping bags etc)



**PE – Football**

You will need a ball (any size) OR a rolled-up pair of socks!

[Proper PE with Mr Dineen - Winter #7 - Bing video](#)





Arnside National C of E School  
*Aspire Believe Achieve*





Wednesday  
20.1.21

### Phonics

**Yellow** - Practice writing the tricky words 'Mr and Mrs'.  
Watch this video too remind you of them [\(5\) Phonics at Franche: Phase 5- Tricky words: Mr, Mrs, oh - YouTube](#)

Can you write some sentences about the teachers in school using the words 'Mr and Mrs?'

**Green** – [Phonics plurals adding s or es day 42 - Bing video](#)

**Blue** – Using commas in lists

Watch this short clip

[How are commas used in a list? - BBC Bitesize](#)

Find, '**Wednesday Using Commas to Separate Items in A List**' pp in the folder

Complete, '**Wednesday Using Commas to Separate Items in A List – activity**'

**Reading** – Choose a book - [World Book Day Audiobooks](#)

Choose a school book, or a book from Oxford Owls or Epic



epic!



qrp9257

Mrs. Hartropp's Class

### Handwriting -

Y1 - find the **Y1 handwriting**

Y2 – find the **Y2 handwriting**

### Writing - Poetry

### Y1 – Related Facts

Watch the video and complete the sheet.

[Spr1.4.3 - Related facts on Vimeo](#)

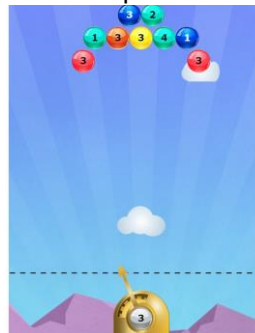


1 Look at the picture.



Complete the part-whole model and fact family.

Extra: Purple Mash Bond Bubbles 2Do



### Y2 – 2 times-table

Watch the video and complete the sheet.

[Spr2.2.3 - 2 times-table on Vimeo](#)

### Art-Photography

Today we are going to need use something we can take a photo with. It might be a phone or a tablet. Now, this is most likely quite familiar to you all. Have you tried different settings? Can you take the same photo in different ways or unusual ways? Think back to last week's powerpoint, there were some unusual photos!

Now, go on a colour hunt. After you have gathered all sorts of things of one colour, take a photo of all of it or just one item. This could be a red car, red teddy and red fire engine Now have a wander outside and get close up to things of a different colour – parents, encourage them to fill the screen with green from the grass or grey from the stone wall!

I would love to see the different collection of photographs!







Can you think of a topic for a poem to write in the same style as 'Wings'? Eg If I had gills....

**Can you write a poem using the same style as 'Wings'?**

*If I had gills, I would touch...*

*If I had gills, I would taste...*

*If I had gills, I would listen to...*

*If I had gills, I would smell...*

*If I had gills, I would see...*

*If I had gills, I would dream...*

Or perhaps, If I had a trunk (elephant), If I had 6 legs (insect), If I had scales (fish or reptile)

#### The 2 times-table

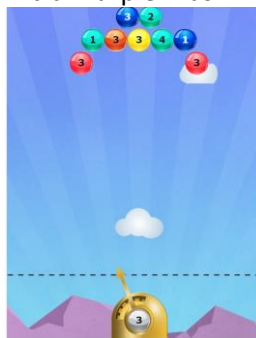
1 Write a fact from the 2 times-table to match the picture.

a)



$$\square \times \square = \square$$

Extra: Purple Mash Bond Bubbles 2Do





Thursday  
21.1.21

9:30am Zoom 😊

**Phonics**

**Yellow** – Recap some of the sounds we have learnt last term ([5](#)) [Year 1 Phonics / Phase 5 Sound Recap - YouTube](#)

Complete the tricky word colouring sheet.

**Green** – [Red Apple Reading - Level C - Phonics Video 6 - Adding -s and -es - Bing video](#)

Phonics play – choose a phase 5 blending game  
[PhonicsPlay - Phase 5 Resources](#)

**Blue** – Find, '[Thursday Using-Commas-to-Separate-Items-in-a-List-Application-Activity](#)'

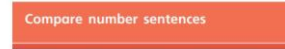
**WORLD BOOK DAY!**

Find the, **Thursday Assembly-Presentation**  
Now, grab some books and complete a '**world book day scavenger hunt**' (there are three to choose from!)

If you have not yet had a photo taken of yourself reading, take one today and Dojo it to me!

**Y1 – Compare Number Sentences**

Watch the video and complete the sheet  
[Spr1.4.4 - Compare number sentences on Vimeo](#)



1 Draw counters to show each addition. Use two different colours.

a)  $9 + 3$

b)  $6 + 7$

c)  $11 + 2$

Extra

[Purple Mash by 2Simple](#)

2 Race – addition and subtraction  
*Parents, there is no set 2Do, choose the game that works for your child.*

**Y2: - 5 times-table**

Watch the video and complete the sheet  
[Spr2.2.4 - 5 times-table on Vimeo](#)



1 a) Match the picture to the times-table fact.

$3 \times 5$

$2 \times 5$

Extra

[Purple Mash by 2Simple](#)

**Topic – The World, Senegal and Me!**

Firstly, we need to know about human and physical features

[What are human and physical features? - BBC Bitesize](#)

Now find, '**Thursday topic pp**' in the folder!



What is this a picture of?

**Fairtrade**

'A Fair Tale' is about cocoa farming in Ghana and the importance of Fairtrade.

<https://youtu.be/WvO5YcZiDU5>

Find, '**Thursday FT activity A Fair Tale Ages 5-7**' and choose an activity!



Get comfortable and catch up with the stories posted on Dojo by the Arnside staff!

**Writing**

Find the book week activity for Wednesday

**'Wednesday Make-a-Book-KS1'**

**Can you make a book?**

Have a go at drafting your own story or retell a favourite story - now make it into a book!

2 Race – addition and subtraction  
*Parents, there is no set 2Do, choose the game that works for your child.*



Friday  
22.1.21

**Spelling** – Ask you Mum or Dad to test you, you can do it by saying it aloud or writing it down.



**Phonics**

**Yellow** - Practice reading using phonics play [Rocket Rescue](#) ([phonicsplay.co.uk](http://phonicsplay.co.uk))

Have a go at completing another one of the 'phonics mats'.

**Green** – [Nessy Spelling Strategy | Plurals -s -es | Learn to Spell - Bing video](#)

Phonics play - [Tricky Word Trucks](#) ([phonicsplay.co.uk](http://phonicsplay.co.uk))

**Blue** – Revision – capitals and full stops

Find, 'Friday capital-letters-and-full-stops-practice-sheet'

**Reading** – Write a book review for your favourite book this week, it might be a book from the World Book Day website, a book from a staff member on Dojo or a book you read this week! (**Friday book review writing frame** in the folder)

Find the book week activity for Friday

'Friday Primary-Make-and-Do-Book-Bonanza-Quiz-KS1-1'

Y1: Number Bonds

[KS1 Maths: Number Bonds with Martin Dougan - BBC Teach](#)



**Y1: Emoji code breaking addition and subtraction**

*Parents, there are three options, please select the level that best suits your child.*



Example:  $\text{😊} + \text{😊} = 5$   
 $2 + 3 = 5$


**Y2: - 10 times-table**

Watch the video and complete the sheet  
[Spr2.2.5 - 10 times-table on Vimeo](#)

**1:00 pm Zoom** 😊

**Music** - Exploring different ways to use your body with Ms Glover

[Exploring different ways to use your body \(thenational.academy\)](#)



**RE** – Palm Sunday

**Palm Sunday** marks the start of Holy Week. It reminds Christians of the journey Jesus made into Jerusalem, on a donkey.

Listen to this story...

[A Bit Odd! | Luke 19:28-40 & Matthew 21:12-15 | Bible Storyteller](#)



Choose a school book, or a book from Oxford Owls or Epic



epic!



qrp9257

Mrs. Hartropp's Class

### Writing – Poetry

Draw an illustration for your poem!

Can you read/perform your Gills (trunk or scales) poem and ask an adult to video you and send it to me!

### The 10 times-table

1 How many cookies are there?



× 10 =

There are  cookies.

Extra: Supermovers times-tables

[Times tables collection - BBC Teach](#)

Choose a times-table song!!

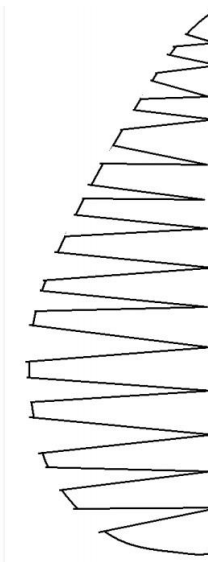


The 2 Times Table with Bridget the Lioness  
Children should be able to recall the 2 times table by the end of Year 2.



The 8 Times Table

Have a go at making a palm leaf (see instructions and template in the resources folder). If you have green paper, you could use that. If not, colour or paint some paper and then have a go!



### Paper Palm Leaf

- Cut this template along the dotted line.
- Fold a piece of green construction paper in half and paper clip the template so the dotted line is along the fold.
- Cut through the template and both layers of construction paper along the black lines.
- Discard the template (unless you want to make more leaves).
- Unfold the construction paper to see your finished palm leaf.
- Optional: Tape a green pipe cleaner or thin rolled tube of construction paper to the center as a stem.



**Lessons in red have resources to go with them, uploaded to our class page on the school website.**

<https://www.arnside.cumbria.sch.uk/classes/year-1-2>