



Week Beginning: 5.1.21


Below is the planning for Nursery and Reception children. For phonics, please follow the planning for your child's colour group, previously given via Dojo. For all other areas, please pick the activity you feel is most suited to your child's ability and interests. Government guidance states that activities should be completed where possible and some examples are sent back to school. This can be done by photographing the completed work, or videoing the activity, and sending it back via Dojo or the class emails. Teachers will then be able to provide some feedback.

 Nursery Children: nursery@arnside.cumbria.sch.uk

 Reception Children: C1@arnside.cumbria.sch.uk

EYFS – Home Learning				
Day	Phonics	English	Maths	Targeted Activities
Wednesday	<p>Orange: 'Today, we are going to make shakers and use them to make sounds and describe them.' You will need • Small containers, e.g., empty bottles/containers • Items to fill containers, e.g., dried pasta/peas/beans, leaves, stones, small sticks, material/ paper scraps. Now make a range of shakers. Encourage your child to explore the different sounds that each container makes. Model shaking each container. 'What does your shaker sound like?' Model using words to describe the sound, such as 'loud', 'quiet', 'soft', 'hard' or 'noisy'. Discuss which sound your child likes or doesn't like</p> <p>Pink: Today we are looking at the letter 's'. follow the link to the Jolly Phonics song for the letter 's' Jolly Phonics /s/ - Sound, Song, Vocabulary and Blending - YouTube</p> <p>In a plate of sand or flour have ago at writing the letter s Now have a look around your home, can you find things that begin with the letter S. Take a photograph of what you have found and send it in.</p> <p>Finish with a fun letter 's' song. The Letter S Song - Learn the Alphabet - YouTube</p> <p>Red – Qu: qu power point (See week's resources) qu phonic activity Make a quilt using different pieces of paper and try and write a "qu" word on each one. See how many words you can think of.</p> <p>Yellow- Follow along with the "IE" power point from the resource file.</p> <p>Open up the sentence writing picture file and scroll down to the classroom picture. Please write three sentences using words that have the "IE" grapheme.</p> 	<p>Look at the cover for the story Grandad's Island. https://www.youtube.com/watch?v=qNKZly2ASTy&safe=active</p> <p>Ask your child to guess what the story is about? Who might be in the story? Where do you think the story is set? What do you think might happen in the story? Watch the story. Did they like the story?</p> <p>Activity one - Ask the children to think about their own grandad or special person in their life? Can they think about something nice they have done with their grandad or special person? Talk about that time together and look for any photographs you may have to help them remember. If you would like to share your photographs with the rest of the class, please send them via class dojo with a short explanation.</p> <p>Activity two – Draw or print a picture of that special time and write a caption to match. Encourage the children to say the caption first, count the words using their fingers and then sound out each word before writing it. Please use the attached letter formation sheet to remind the children of the correct letter formation.</p>	<p>Starter- Let's Get Fit Count to 100 Count to 100 Song Counting to 100 Jack Hartmann - YouTube</p> <p>Input: Alive in 5! - Week 1 White Rose Maths Session 1</p> <p>Activities: Find a range of loose parts you can use, (buttons, counters, Lego bricks, dried pasta etc) and label pots from 0-5/10/20. Encourage your child to count out the correct number of items into each pot.</p> <p>Complete the number matching sheet or the counting sheet.</p>	<p>Topic- Superheroes</p> <p>Input: We are starting a new topic on Superheroes! Have a think what the word "Hero" means to you. Try and write some words or discuss with someone at home what sort of qualities a superhero might have. Would they be brave? Fast? Clever?</p> <p>Activities: There are lots of different images of Superheroes on the internet. If an adult is there to help, you could practice saving the images on to a word document. Have a go at using the mouse to make the pictures bigger and smaller. Maybe you can add some text- what do you think the superheroes might be saying?</p> <p>If you can't use the internet, draw me a picture of some superheroes. They can be ones you know, or you could make your own ones up. How could you show their super powers? Would they have wings to help them fly? Or maybe they would have special shoes to help them run?</p> <p>Try and write some words or a sentence under your picture to describe your superheroes.</p>

<p>Thursday</p>	<p>Orange: Today, we are going to pretend it is bath time. Using a container as a water tray, model putting your hands in the water and splashing in the bubbles. 'We are going to sing a song. It might sound like one we know but it has different words.' Show your child each of the Bubbles in the Bath Action Cards. Model the body or voice sound and each action before singing the song. Sing Bubbles in the Bath Song, using the actions on Bubbles in the Bath Song Sheet. Create body and voice sounds for each verse.</p> <p>Pink: Today we are looking at the letter 'a'. follow the link to the Jolly Phonics song for the letter 'a' Jolly Phonics /a/ - Sound, Song, Vocabulary and Blending - YouTube</p> <p>Can you use your magic finger and write the letter 'a' correctly on your parents back, did you form it correctly? If you have play dough can your child make a letter 'a'. If you have no play dough have ago at making your own (see resources for a no cook recipe) Finish with a fun letter 'a' song. The Letter A Song - Learn the Alphabet - YouTube</p> <p>Red – Ch: Mr Thorne Does Phonics - Episode CH - YouTube Lots of lovely things too eat have the "ch" sound in them. Can you write a menu for me with some "Ch" items on?</p> <p>Yellow- Play the flashcard game on phonics play: Flashcards Speed Trials (phonicsplay.co.uk) You should practice all phase 3 graphemes. Make a list of all the words you can think of that use the "ie" grapheme and all the ones that use the "igh" grapheme.</p>	<p>Remind the children of the part in the story where Grandad and Syd are about to go through the door in the attic. Where did they go after that? Where did the boat take them? What was the island like?</p> <p>Activity one - Use lego or a construction set to make an island of your own.</p> <p>Activity two – Write some labels for the different things you have included on your island?</p> <p>Send a photograph of your finished island via class dojo. We would love to see the different islands you have created.</p> 	<p>Starter- The Gingerbread Man Game - Counting, Matching and Ordering game (topmarks.co.uk) Input: Alive in 5! - Week 1 White Rose Maths Session 2 BBC iPlayer - Numberblocks - Series 3: Zero</p> <p>Activities: Lets get fit and practice maths today! Have a bag containing numerals from 0 to 5. As you pull out a number combine it with a task. For example, if you pull out a 2, you could take 2 giant strides or 2 tiptoes, do 2 jumps, run to the hoop and back twice, find 2 pebbles and bring them back etc.</p> <p>Use the zero/not zero sheet to practice sorting the two.</p>	<p>PSHE- Superhero me Input: Enjoy the story "All the ways to be smart" All The Ways To Be Smart by Davina Bell and Allison Colpoys - YouTube</p> <p>Activities: There are lots of different ways that you can be smart. Can you think of some ways in which you are smart? Ask a grown up to film you telling me, or see if you can write some down. Use the superhero speech bubbles sheet to draw or write a way in which you are smart. Now pick one of your friends and do the same for them. Are they really good at drawing? Or are they fantastic at tidying up? Or something completely different?</p>
-----------------	---	--	--	---

Friday	<p>Orange: Today you will need: Rabbit Rock and Roll Story (see in resources). Household items that can be used for drumming, such as plastic/ cardboard box (turned over), pots and pans, wooden blocks, wooden and metal spoons or sticks for beaters. Read the Rabbit Rock and Roll Story. ‘Hoppy Poppy has found some things around her house. Can you make music with the things she found around her house? Take turns to bang on the items, listening to the sound each makes. Ask your child to place their beaters on the floor. Demonstrate a simple rhythm while he/she listens. Continue to tap on your instrument and ask, ‘Can you copy me with your drum?’ Repeat with different rhythms, encouraging your child to listen and copy. You may need to model and practise each rhythm a few times.</p> <p>Pink: Today we are looking at the letter ‘t’. follow the link to the Jolly Phonics song for the letter ‘t’ Jolly Phonics /t/ - Sound, Song, Vocabulary and Blending – YouTube</p> <p>Now look at the I spy the letter T in the resources, can your child point out all the things that begin with the letter t. If you have a printer, print it out and allow your child to circle each thing that begins with ‘t’. Finish with a fun letter ‘t’ song. The Letter T Song - Learn the Alphabet - YouTube</p> <p>Red – Sh: Alphablocks - Learn to Read SH & CH Teams Phonics for Kids - YouTube</p> <p>Complete the sheared sheep task, taking care to trace the letters carefully.</p> <p>Make a list of words that have the “sh” sound in. Don’t forget it can be at the end as well as at the start of a word.</p> <p>Yellow- Carefully read the postcard from the resource file and underline all the “ie” words that you can find. Write a list of all the tricky words you know. See how many you can write in one minute,</p>	<p>https://www.youtube.com/watch?v=qNKZly2AStY&safe=active</p> <p>Watch the story again and ask the children which part of the story they liked best. Model your own ideas first using the word because to give reasons for your choice. I like the bit where Grandad and Syd are playing in the waterfall because they both look so happy.</p> <p>Activity one – Ask the children which bit of the story they liked best? Encourage them to answer in a sentence. I like the bit ...</p> <p>Activity two – Granddad writes a letter to Syd at the end of the story. Would you like to send a picture or write something to your grandad or special person? You could get your mum and dad to write the address and walk to the post box to post it.</p> 	<p>Starter- Subitize Rock (soo-bi-tize) Math Song for Kids Jack Hartmann - YouTube</p> <p>Input: Alive in 5! - Week 1 White Rose Maths Session 3</p> <p>Activities: Provide equipment for throwing and rolling games such as skittles, beanbags and buckets. Encourage your child to notice when they knock over 0 skittles or when 0 beanbags land inside the bucket. How could they record their score?</p> <p>Complete the zero page of number formation booklet. Remember to always start at the top and try and make are zeros all the same size.</p>	<p>RE- Stories Jesus told. Input: Watch the story of the good shepherd godly play - YouTube</p> <p>Activities: We know that the Bible is a special book for Christians. Can you find a book that is special to you? Maybe it’s a book you got for your birthday, or maybe it’s a favourite story that you read before bed? I would love to hear why it is special to you- can you record a film or draw a picture showing me why? Watch out for a video on Dojo of me sharing a book that is special to me later. Try and act out the story of the Good Shephard using toys you have around the house.</p>
--------	---	---	--	--