

Year 1 Home Learning 6/1/21



Please complete the following daily:

- ★ Read for at least 15 minutes - This could be your library book, stage book, a book from home or even a magazine.
- ★ Practise your number knowledge on Numbots. If you have limited internet access look at our other suggestions for practising at the bottom of the page.
- ★ Pick ten spellings from Year 1 Common Exception Words list to practise (remember you can find this list in the back of your home communication book).
Challenge – Can you use these words in a sentence?
- ★ Complete the phonics lesson on the English/phonics grid below. Find out your group colour from your teacher and follow your colour lesson instructions.

	Day 1	Day 2	Day 3
Maths	<p>Find one more and one less than a number to 20 Can you count forwards and backwards to 20? Write a number in the middle of your page – 20, Can you write the number that is one more or one less? Challenge – Can you find two more and two less than a number? Watch and play the one less song game https://www.youtube.com/watch?v=5Dd4tt-ICxI</p>	<p>To know the less than (<), greater than (>) and equal to (=) maths symbols. Use a pack of cards, select 2, can you write the correct symbol in between to make the equation correct? E.g.- $5 < 7$, $2 > 1$, $3 = 3$ Challenge write some of your own, use this link to check your answers. https://www.ictgames.com/mobilePage/scales/index.html</p>	<p>To be able to recognise 2d shape Use some string or wool- how many shapes can you make? Do they have straight sides or curvy sides? How many corners (vertices) do they have? Draw these shapes and label with the number of sides and corners. Challenge – Can you sort the 2d shapes into the carol diagram? https://www.topmarks.co.uk/carroll-diagrams/2d-shapes</p>
Topic	<p>PHSE - Healthy minds and body Can you draw a day diary showing all the things that you do to stay healthy each day? E.g. – sleep, brush teeth, wash hands, exercise... Challenge – Can you write why it is important to do each of these things?</p>	<p>Science – Sort objects according to the material that they are made from. Collect different objects together, can you sort the objects according to what material they are made from? Can you label the materials? You could photograph or draw a diagram to show how you sorted them. Challenge – complete the game sorting the materials. http://www.crickweb.co.uk/ks1science.html</p>	<p>Geography – To know the oceans and continents of the world. Look at a map of the world if you have one or watch the video (click on the hyperlink), which continents and oceans can you remember? https://youtu.be/VGxssWI99U8 Play the game to locate the oceans of the world and the different continents. https://www.sheppardsoftware.com/geography/world/continent-oceans-game-1/</p>

Daily possible additional activities –

- Count forwards and backwards to 100, in twos, tens and fives (you could take turns with a grown up to say the next number)
- Recite the pairs of numbers that total numbers up to 10, given a number say one more and one less.
- Recite the days of the week, months of the year, seasons, alphabet.
- Practise the phonic sounds in the set that your child is on. Practise reading the Year 1 common exception words. Home school communication book p. 109. Try year 2 if you are ready!

Useful websites for parents that will be helpful:

Use your child's PurpleMash log on and complete different activities for all of the subjects.












www.twinkl.co.uk/offer, sign up and enter the CVDTWINKLHELPS and you will get free access to lots of great printable activities.

www.bbc.co.uk/bitesize - lots of educational and interesting video clips.

<https://www.bbc.co.uk/teach/supermovers> <https://www.youtube.com/user/CosmicKidsYoga> www.phonicsplay.co.uk www.ruthmiskin.com

www.stem.org.uk www.oxfordowl.co.uk www.mathsframe.co.uk www.topmarks.co.uk www.ictgames.co.uk www.thenational.academy

<https://readingeggs.co.uk/free-resources/>

	Day 1	Day 2	Day 3
<p style="writing-mode: vertical-rl; transform: rotate(180deg);">Please use your communication books to find the RWI phonics sounds. Or the Ruth Miskin youtube channel to hear them. https://www.youtube.com/watch?v=7sAGovJWjic</p> <p style="writing-mode: vertical-rl; transform: rotate(180deg);">*Ms Taekema or Ms Pitt will send your phonics group colour to work on.</p>	<p>Red group:</p> <ul style="list-style-type: none"> - Practise your set 1 sounds on page 116 of the communication book. - Today's sound is sh - Watch Mr Thorne and Geraldine  https://www.youtube.com/watch?v=nx2Tf9TE1bc&t=4s - Now can you write some of the sh words? - Go to phonics play and play the free buried treasure game (phase 2). https://www.phonicsplay.co.uk/resources/phase/2/buried-treasure 	<p>Red group:</p> <ul style="list-style-type: none"> - Practise your set 1 sounds on page 116 of the communication book. - Today's sound is th - Watch Mr Thorne and Geraldine  https://www.youtube.com/watch?v=6U354eD-hgQ - Now can you write some of the th words? - Go to phonics play and play the free buried treasure game (phase 2). https://www.phonicsplay.co.uk/resources/phase/2/buried-treasure 	<p>Red group:</p> <ul style="list-style-type: none"> - Practise your set 1 sounds on page 116 of the communication book. - Today's sound is ch - Watch Mr Thorne and Geraldine  https://www.youtube.com/watch?v=OyrYDitif1o - Now can you write some of the ch words? - Go to phonics play and play the free buried treasure game (phase 2). https://www.phonicsplay.co.uk/resources/phase/2/buried-treasure
	<p>Purple group:</p> <ul style="list-style-type: none"> - Practise your set 1 sounds on page 116 of the communication book. - Today's sound is ay - Watch Mr Thorne and Geraldine  https://www.youtube.com/watch?v=MTCP8i4Nwgc - Now can you write some of the ay words in a simple sentence? - Go to phonics play and play the free buried treasure game (phase 3). https://www.phonicsplay.co.uk/resources/phase/2/buried-treasure 	<p>Purple group:</p> <ul style="list-style-type: none"> - Practise your set 1 sounds on page 116 of the communication book. - Today's sound is ee - Watch Mr Thorne and Geraldine  https://www.youtube.com/watch?v=9CiOoEO8dXE - Now can you write some of the ee words in a simple sentence? - Go to phonics play and play the free buried treasure game (phase 3). https://www.phonicsplay.co.uk/resources/phase/2/buried-treasure 	<p>Purple group:</p> <ul style="list-style-type: none"> - Practise your set 1 sounds on page 116 of the communication book. - Today's sound is igh - Watch Mr Thorne and Geraldine  https://www.youtube.com/watch?v=OYCR2RZ4ZYY - Now can you write some of the igh words in a simple sentence? - Go to phonics play and play the free buried treasure game (phase 3). https://www.phonicsplay.co.uk/resources/phase/2/buried-treasure
	<p>Orange group:</p> <ul style="list-style-type: none"> - Practise your set 2 sounds on page 117 of the communication book. - Today's sound is ea - Watch Mr Thorne and Geraldine  https://www.youtube.com/watch?v=L6F4KRdhqa - Now can you write some of the ea words in a sentence? - Go to phonics play and play the free buried treasure game (phase 4). https://www.phonicsplay.co.uk/resources/phase/2/buried-treasure 	<p>Orange group:</p> <ul style="list-style-type: none"> - Practise your set 2 sounds on page 117 of the communication book. - Today's sound is oi - Watch Mr Thorne and Geraldine  https://www.youtube.com/watch?v=IRTITdRL_cU - Now can you write some of the oi words in a sentence? - Go to phonics play and play the free buried treasure game (phase 4). https://www.phonicsplay.co.uk/resources/phase/2/buried-treasure 	<p>Orange group:</p> <ul style="list-style-type: none"> - Practise your set 2 sounds on page 117 of the communication book. - Today's sound is a-e - Watch Mr Thorne and Geraldine  https://www.youtube.com/watch?v=jkycxr-joDk - Now can you write some of the a-e words in a sentence? - Go to phonics play and play the free buried treasure game (phase 4). https://www.phonicsplay.co.uk/resources/phase/2/buried-treasure
	<p>Blue group:</p> <ul style="list-style-type: none"> - Practise your set 2 and set 3 sounds on page 117 of the communication book. - Today's sound is a-e - Watch Mr Thorne and Geraldine  https://www.youtube.com/watch?v=jkycxr-joDk - Now can you write some of the a-e words in a sentence? - Go to phonics play and play the free buried treasure game (phase 5). https://www.phonicsplay.co.uk/resources/phase/2/buried-treasure 	<p>Blue group:</p> <ul style="list-style-type: none"> - Practise your set 2 and set 3 sounds on page 117 of the communication book. - Today's sound is i-e - Watch Mr Thorne and Geraldine  https://www.youtube.com/watch?v=o9JSTYL7vyc - Now can you write some of the i-e words in a sentence? - Go to phonics play and play the free buried treasure game (phase 5). https://www.phonicsplay.co.uk/resources/phase/2/buried-treasure 	<p>Blue group:</p> <ul style="list-style-type: none"> - Practise your set 2 and set 3 sounds on page 117 of the communication book. - Today's sound is o-e - Watch Mr Thorne and Geraldine  https://www.youtube.com/watch?v=vDms5bRsvq4 - Now can you write some of the i-e words in a sentence? - Go to phonics play and play the free buried treasure game (phase 5). https://www.phonicsplay.co.uk/resources/phase/2/buried-treasure