



Little Acorns Phonics Information Meeting

What is Phonics?

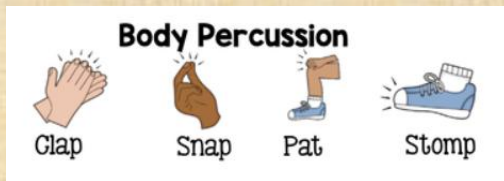


- ▶ Phonics - the sounds that our alphabet represent.
- ▶ We have 26 letters, 44 sounds and 150+ ways of writing those sounds
- ▶ It is the most difficult language to learn
- ▶ We need to make sure our children learn these sounds quickly and that they are embedded. The best way to do that is to have fun learning, but also repeat, practise and repeat again and again and again!

Phase 1 phonics

Before children learn to read and write they need to develop their phonological awareness. Phase one facilitates this and is the gateway to early reading and writing. There are 7 areas of Phase 1

Body percussion



Environmental sounds



Instrumental sounds



Voice sounds



Alliteration




Rhythm and rhyme

Oral blending and segmenting

Phase 2 Phonics

Throughout the year children will:

- Read individual letters by saying the sounds.
- Blend sounds into words, so that they can read short words made up of known letter-sound patterns such as- man, log, spin, that...
- Read common exception words matched to our phonics programme -he, was, the...
- Read simple phrases and sentences made up of words with known letter-sound patterns.
- Re-read books to build up their confidence in word reading, their fluency and their understanding and enjoyment.



- Form lower case and capital letters correctly.
- Spell words by identifying the sounds and then writing the sounds with letters.
- Write short sentences with words with known letter-sound patterns using a capital letter and full stop.
- Re-read what they have written to check that it makes sense.



••By the end of Reception children are aiming for the Early Learning Goal:

- Say a sound for each letter in the alphabet and at least 10 digraphs.
- Read words consistent with their phonic knowledge by sound-blending.
- Read aloud simple sentences and books that are consistent with their phonic knowledge, including some common exception words.
- Write simple phrases and sentences that can be read by others.



Today's sound is....



We teach a (pure) sound a day, each letter card (grapheme) has a picture side with a mnemonic to help remember the 'phoneme' (sound)

We repeat the sounds previously learnt and add a new one each day.

Set 1 Sounds

Set 1

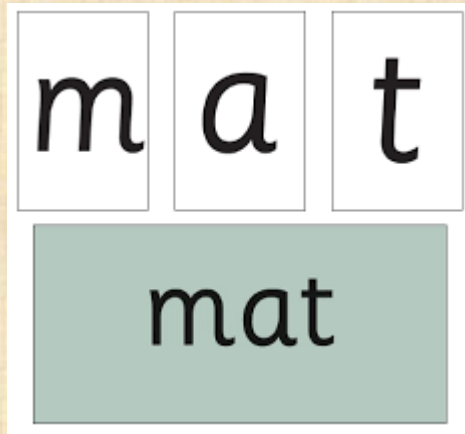


Speed Sounds Set 1

m m	a a	s s	d d	t t
i i	n n	p p	g g	o o
c c	k k	u u	b b	f f
e e	l l	h h	sh sh	r r
j j	v v	y y	w w	th th
z z	ch ch	qu qu	x x	ng nk

Blending Sounds

- ▶ Once the children have learnt some sounds they can start to blend them to begin to read words.

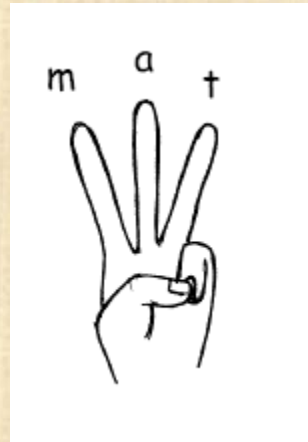
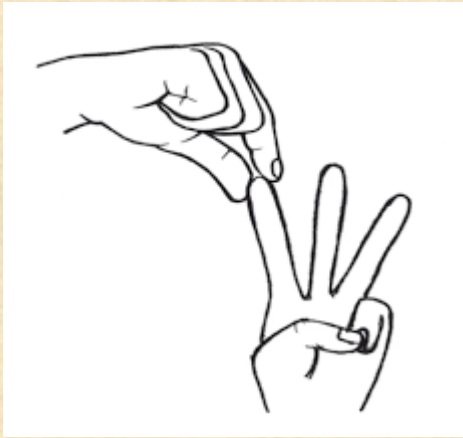


at • •	mad • • •
sad • • •	dad • • •
sat • • •	mat • • •

Fred Talk

- ▶ Fred the Frog helps us to learn our sounds!
- ▶ He only speaks in sounds!
- ▶ He helps the children listen to the sounds and begin to blend words without reading them.





...and now
write it!



Recap....

- ▶ RWI teaches:
- ▶ Speedy Sounds
- ▶ Blending
- ▶ Handwriting
- ▶ But Literacy and a love of language is so much more than just Phonics.



Home Reading

- ❓ So that we help our children to build basic skills, grow in confidence and enjoy reading, when your child is ready, they will bring home a selection of reading books.
- ❓ RWI only gives children books that contain the sounds they know.
- ▶ Books will be changed every Monday.
- ▶ Please write any comments in the Reading Record Book
- ▶ We have a Reading Rucksack. It will come home with a different child each Friday
- ▶ A green handwriting book will come home to reinforce the new letter formation of the phase 2 phonics.
- ▶ Talk, talk, talk and listen!