

How to Access College Remote Desktop

**Please Note: Before using Remote Desktop you need to download the Authenticator App.
See helpsheet "Authenticator App setup"**

Setup Guide for (Windows /Mac/Chrome Book/Laptop/Netbook/Tablet) users.

Navigate to <https://portal.asfc.ac.uk/RDWeb/Pages/en-US/Default.aspx>

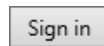


When prompted for credentials you need to enter your college username and password.
The format is - **myusername@asfc.ac.uk** (you must include @asfc.ac.uk after your username)

User name:

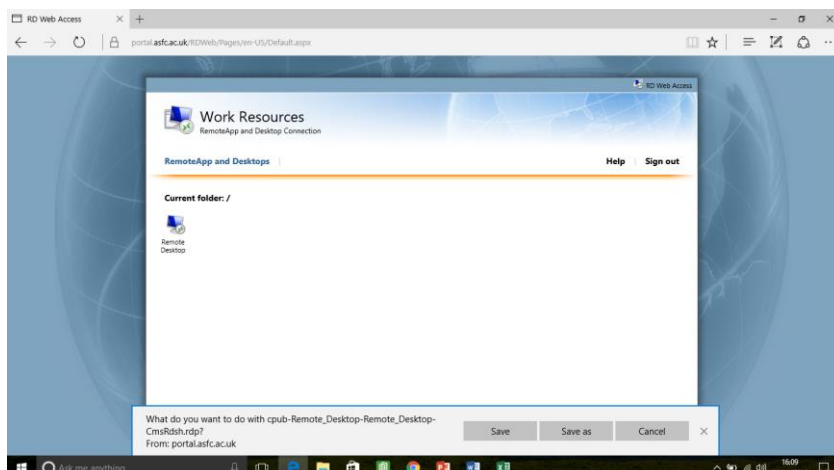
Password:

Then click the **"Sign in"** button.

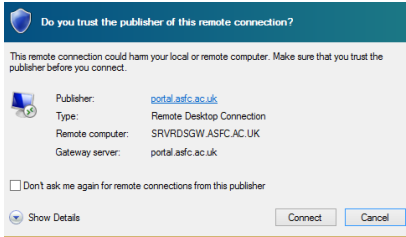


Remote Desktop

Click on the **'Remote Desktop'** icon



Press save (& open????)



Accept the publisher's warning certificate by pressing the 'Connect' button

Wait for the security box (show left) to appear. Then enter your password again, and press OK to commence session.

