

## THIS WEEK'S DATES TO REMEMBER

### Monday 10<sup>th</sup>

Willow Planting for  
Eagles & Owls (1pm)  
Hawks (2pm) - parents  
welcome

### Tuesday 11<sup>th</sup>

Year 3 Forest Schools  
(AM)  
Y6 to the Brambletye  
Performance of MacBeth  
(11am to 12.30pm)  
Reception Forest  
Schools (PM)

### Wednesday 12<sup>th</sup>

Netball Matches  
(3.45pm to 5.30pm)  
Football Club (3.20pm to  
4.20pm)  
Karate Club (3.25pm to  
4.25pm)

### Thursday 13<sup>th</sup>

Year 2 Forest Schools  
(AM)  
Eagles Forest Schools  
(PM)  
PTFA Valentines Disco  
(3.30pm & 4.45pm)

### Friday 14<sup>th</sup>

Year 4/5 to the  
Sackville Performance of  
Footloose (11am to 1pm)  
Achievement Assembly  
(3pm)  
PTFA Cake Sale  
(3.20pm)

Half Term

17<sup>th</sup> to 21<sup>st</sup> February



## Ashurst Wood School Newsletter

### Week 19 – 10th February 2025

Attendance this week: 94.67 % 🙄

Attendance from September 2024: 94.11%

### Polite Reminders & Notices

#### Polite Reminders: Brambletye and Sackville Performances

The year 6 children have been invited to the Brambletye performance of MacBeth on **Tuesday 11<sup>th</sup> February**, and the year 4/year 5 children have been invited to the Sackville performance of Footloose on **Friday 14<sup>th</sup> February**. Please refer to the respective letters for further details. All the children will require a packed lunch. Please ensure permission is given no later than **Monday 10<sup>th</sup> February**. If consent is **not** given, either by the MCAS App or in paper format your child will have to remain in school. Thank you.

#### Netball Matches – Wednesday 12<sup>th</sup> February

Please could the netball team be transported to the East Grinstead Sports Club at **3.10pm**. The matches will commence at 3.45pm and be finished by 5.30pm when the children need to be collected. Please refer to the letter sent out on 3<sup>rd</sup> February for further details. Please could all consent forms be returned to the office no later than **Monday 10<sup>th</sup> February**. Thank you.

#### PTFA Valentines Disco – Thursday 13<sup>th</sup> February

Please find attached details of the Valentines Disco taking place on **Thursday 13<sup>th</sup> February**. The disco for KS1 will take place 3.30pm – 4.30pm and the KS2 disco 4.45pm to 5.45pm. Tickets are available from the online shop: <https://ashurst-wood-school-ptfa.sumupstore.com>. The PTFA are looking for more volunteers for both sessions to supervise. If they are unable to source enough volunteers, then the discos may have to be cancelled.

#### PTFA Cake Sale – Friday 14<sup>th</sup> February

The PTFA are holding a cake sale next Friday and would welcome donations of cakes and volunteers on the day. All money raised is going towards the new library project. Please see attached poster.

#### Parent Plea: Accountant Technician/Chartered Accountant

We are currently seeking an Accountant Technician or Chartered Accountant to **voluntarily** support us with our School Fund Accounts. This would entail 1 to 2 days work per year to verify the end of year accounts. If this is something you feel you can assist us with, please speak to Mrs Hobby for more information.

#### Chartwells Back to School Menu – Monday 24<sup>th</sup> February

We have been asked to advise you that the school will be on a 'back to school' menu on **Monday 24<sup>th</sup> February**. If you have already ordered for that day, we need to advise that these orders have been cancelled, and **you will need to re-order for the first day back**.

#### Half Term Clubs and Gymnastics

Please find attached a poster from Mid-Sussex District Council regarding holiday clubs being held at the Kings Centre (East Grinstead), The Triangle (Burgess Hill) and The Dolphin (Haywards Heath). Also attached are some flyers from Georgie's Gymnastics on holiday clubs and clubs she is running all year round.

## Achievements

KS1 Festival – eight of our children in KS1 attended the KS1 Inclusion Festival on 5<sup>th</sup> February. This event introduced the children to New Age Kurling and Boccia. The children really enjoyed the morning and were very well behaved. Our thanks go to: Tabitha, Joseph, Hugo, Bear, Lukasz, Mia, Sophie and Raife.

Football Matches – the girls and boys football team played on 5<sup>th</sup> February. The boys' team played against Estcots and St Peter's and the girls' team against Halsford Park. Unfortunately, we did lose these matches but despite this, the teams played extremely well and showed great team spirit. Our thanks are offered to: Leo S, Leo B, Wilfred, Hugo, Ben, Max, Callum, Ozzie, Harry, Evie, Ella, Iris, Poppy, Delilah, Amira, Elfie, Sofia and Ida. It was mentioned by another school that Poppy showed great resilience in the matches and a special mention to Leo S, that despite being hit in the face and suffering a further injury, he carried on and persevered for the team.

## Meet your Member of Staff

Hello, I'm Sallyann Card. I've been a Teaching Assistant at Ashurst Wood since January 2022 and love being part of this little community. I work across KS1 and KS2 which gives me the opportunity to get to know the children well and watch them grow.

Some of my previous jobs have been at St. Piers College, the Home Office and online shopping for Sainsburys.

I have two sons who are in year 8 and sixth form. My youngest plays football for a local team and I am currently teaching my eldest to drive. In my spare time I enjoy catching up with friends and family, long walks, the gym, a good series and good food!



## School Pantomime

### Robin Hood

The children thoroughly enjoyed the Pantomime last week and our thanks are offered to the PTFA for funding this annual event. Below are a couple of photos.



## Curriculum Vocabulary

### Maths: 'Rule'

Generally, a procedure for carrying out a process. In the context of patterns and sequences a rule, expressed in words or algebraically, summarises the pattern or sequence and can be used to generate or extend it.



## February 2025 Newsletter

FACE delivers online support via zoom for parents across the UK  
Talks are 90 minutes long, £24 each - Book Online at [facefamilyadvice.co.uk](http://facefamilyadvice.co.uk)

Thursday  
20th Feb  
19:00 - 20:00  
FREE



**FREE SESSION**  
**Supporting Healthy Screen Use**  
A range of steps that can help minimise the harms from screens

Monday  
3rd Feb  
10:00 - 11:30  
£24



**Supporting a Child with ADHD**  
Challenging the stereotypes and giving practical interventions. Clear explanation of the condition in all its forms and extremely useful advice.

Tuesday  
11th Feb  
19:00 - 20:30  
£24



**Facing Defiance**  
Specific strategy to help parents manage defiant and challenging behaviour, especially aimed at ADHD, ODD and PDA conditions, 5 to 12 years old.

Tuesday  
18th Feb  
19:00 - 20:30  
£24



**Cannabis & Ketamine Awareness**  
Get the facts and know the harms about these two drugs so you can hold an informed conversation with your teens.

Tuesday  
25th Feb  
19:00 - 20:30  
£24



**Understanding the Teenage Brain**  
A 'must see' for all parents and teachers of teens and pre-teens. Explains why teens think, feel and behave very differently from adults and how we can support them.

[facefamilyadvice.co.uk](http://facefamilyadvice.co.uk)

[info@facefamilyadvice.co.uk](mailto:info@facefamilyadvice.co.uk)

Understanding Anger

10 FEB 7pm

Supporting Healthy Screen Use

11 FEB 10am

Facing Defiance

14 FEB 7pm

Raising Self-Esteem

27 JAN 7pm

25 FEB 10am

Supporting Healthy Sleep

28 JAN 7pm

24 FEB 10am

Supporting a Child with ADHD

3 FEB 10am

3 MAR 7pm

Improving Family Communication

3 FEB 7pm

4 MAR 10am

AUTISM: Improving Communication

4 FEB 10am

4 MAR 7pm

Understanding Addictive Behaviour

4 FEB 7pm

3 MAR 10am

Anxiety-Based School Avoidance

10 FEB 10am

10 MAR 7pm

What is ACT?

17 FEB 10am

17 MAR 7pm

Introduction to OCD

17 FEB 7pm

18 MAR 10am

Anxiety Explained

18 FEB 10am

18 MAR 7pm

Cannabis & Ketamine Awareness

18 FEB 7pm

17 MAR 10am

Decreasing Depression

24 FEB 7pm

25 MAR 10am

Understanding the Teenage Brain

25 FEB 7pm

24 MAR 10am

## Curriculum Spotlight

### Handwriting

At Ashurst Wood we have started to use a scheme called 'Letter Join' to support the children with their handwriting.

**In Reception** the children learn to form letters correctly.

For our youngest pupils we teach short handwriting lessons on a daily basis, which will include the following:

- enhancing gross motor skills such as air-writing, pattern-making and physical activities
- exercises to develop fine motor skills such as mark-making on paper, whiteboards, sensory trays, iPads, tablets, etc.
- becoming familiar with letter shapes, their sounds, formation and vocabulary
- correct sitting position and pencil grip for handwriting

**In Year 1** the children add the lead in and out strokes to letters. (Print to cursive)

We teach how to correctly write capital letters, uses of printed letters, numbers, punctuation, maths symbols and other symbols. Pre-cursive patterns and cursive letters are then introduced in preparation for year 2 when children are required to start joining their handwriting.

Module 2 covers:

- warm-ups, letter families and capital letters
- uses of printed letters
- numbers and symbols
- introducing pre-cursive patterns and cursive letters

On finishing the unit children should be confident in writing all the capital and printed letters, numbers and symbols and start to become familiar with the orientation of cursive letters.

**In Year 2** we cover module 3

Module 3 – 'Starting Cursive' introduces children to cursive letters and how to join them. They will have regular practice in letter formation and joining their handwriting.



The sections in this module cover:

- cursive letters and words
- letter families
- high frequency words
- joining techniques
- sequencing sentences
- dictation exercises
- times table facts
- SPaG practice for KS1 SATs

With the regular handwriting practice throughout this module, children should now be developing the fluency and speed of their writing.

From Year 3 children are expected to join and will embed this through module 4.

**Module 4 for Year 3** is targeted at children in lower KS2 where pupils should be using a cursive style throughout their independent writing in all subjects, helping to refine their handwriting in line with the requirements of each lesson.

This module covers topics such as dictation, double letters, number vocabulary, palindromes, tongue twisters, MFL (French and Spanish), onomatopoeia, simile and statutory spellings.

Completion of Module 4 should ensure improvement in the legibility, consistency and quality of the children's handwriting through a variety of resources which link handwriting to other areas of the curriculum.

**Module 5 for Year 4** focuses on using handwriting practice to support other subjects in the curriculum and, at the same time, builds on fluency and consistency. This module aims to promote meaningful links with other subjects such as English, maths, science, geography, French and Spanish. Making such links enables children to apply the skills they are learning in context and also provides depth to the curriculum.

Learners will continue to build on producing fluent, consistent and legible handwriting through the regular practice offered in this module's lessons.

On concluding this module, children will have practised applying size-appropriate handwriting to all areas of the curriculum whilst maintaining fluency and legibility.

Letter formation

a b c d e

f g h i j k

l m n o p


q r s t u

v w x y z

**In years 5 and 6** the focus is on using handwriting practice to support other subjects in the curriculum and, at the same time, builds on fluency and consistency. The module's aim is to promote meaningful links with other subjects such as English, maths, science, geography, French and Spanish. Making such links enables children to apply the skills they are learning in context and also provides depth to the curriculum. Learners will continue to build on producing fluent, consistent and legible handwriting through the regular practice offered in this module's lessons.

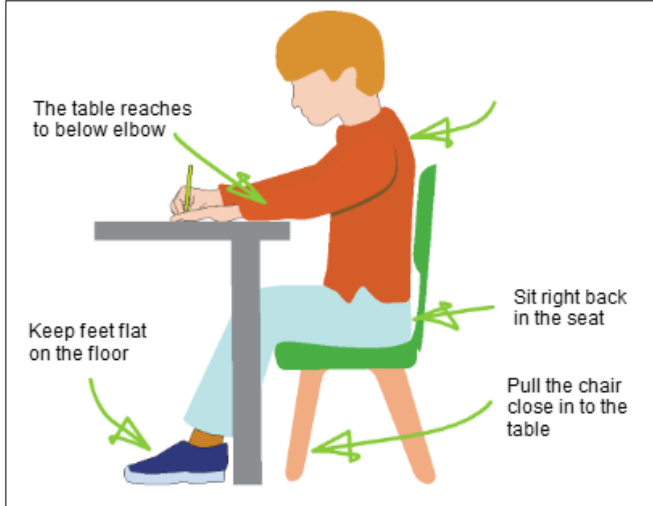
Below are some things to think about when your child is writing, which may help them with their handwriting.

**Correct posture and pencil grip for handwriting**  
Pupils should be taught to sit correctly at a table, holding a pencil comfortably and correctly.



Sit with a straight back, not leaning over the page

**SITTING POSITION**



The table reaches to below elbow

Sit right back in the seat


Pull the chair close in to the table

Keep feet flat on the floor

**LEFT-HANDED CHILDREN**

Left-handed children may find it difficult to follow the movements of right-handed teachers as they model letter formation (and vice versa). Teachers should demonstrate to left-handers on an individual or group basis.

- Left-handed pupils should sit to the left of a right-handed child so that they are not competing for space.
- Pupils should position the paper/book to their left side and slanted, as shown.
- Pencils should not be held too close to the point as this can interrupt pupils' line of vision.



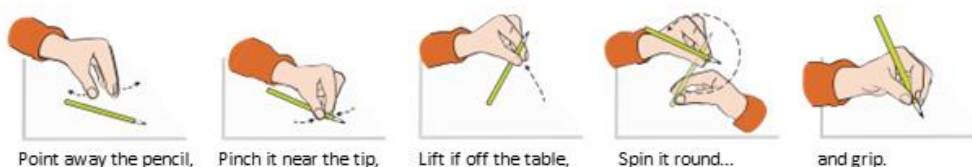
*Paper position for left-handed children.*

Extra practice with left-to-right exercises may be necessary before pupils write left-to-right automatically.

**Right-handed pencil grip**



**Left-handed pencil grip**



**Calling all Ashurst Wood pupils.** We need your help to design a new achievement certificate. Draw your design in the box below and hand it to your teacher by Monday 10<sup>th</sup> February. Good luck, we can't wait to see your designs. 😊

Name \_\_\_\_\_ Class \_\_\_\_\_

