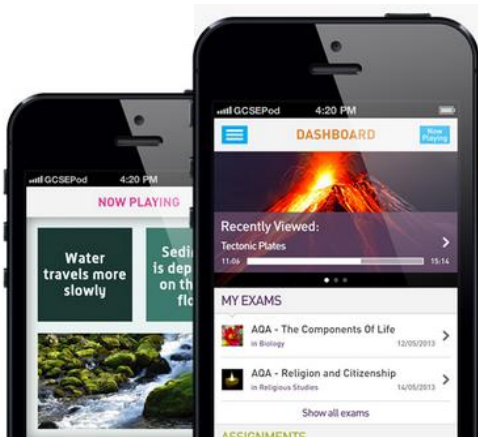




Student User Manual



Why use GCSEPod?	1
Getting started	2
My GCSEs	3
Assignments	5
Playlists	7
Sharing podcasts with friends	9
Downloading podcasts to Apple devices	10
Downloading podcasts to Android/Blackberry Devices	13



Load • Listen • Learn

It's convenient and effective

GCSEPod podcasts are designed for mobile devices so it's like carrying a huge pile of textbooks and revision guides around with you **everywhere**.

Have an expert read and explain **everything** for you clearly and precisely with all the right facts, quotes, keywords, dates and annotated diagrams on screen.

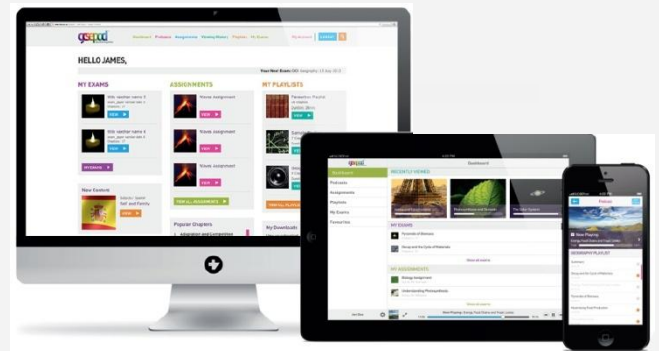
You won't need to use it for long before you feel the **impact**. Consistent use in just 10 minute chunks is proven to support **achievement** right up to A*.

It will help you get organised

Create personal podcast playlists to listen to in the run-up to a test or to help with **homework**.

Use the viewing history feature to return to podcasts you found useful or access your **favourite playlist** to go over topic areas you find difficult.

Download **exam specific playlists**, with everything you need to know for that exam all organised for you.



It can be as discreet (or loud) as you are

Listen to GCSEPod podcasts anywhere with nobody knowing what you are doing. Listen **privately** on the school bus, when you're walking the dog or shopping in town.

If you want to show off just how much work you've been doing or even recommend a podcast to a friend you can use the **social networking** links on the site to connect with others.

What is it?

- One website, one Apple app, over 3,500 audio-visual podcasts
- Content produced specifically for mobile devices, tablets and PCs
- Designed to squeeze exactly the right knowledge you need for exam success into short 3-5 minutes chunks
- Helps you with learning, homework and revision

How do I get it?

When your school has informed you that you have been registered with GCSEPod, simply follow these steps to activate your account.

- 1) Go to www.gcsepod.com and click "login"
- 2) Enter your name, date of birth and choose your school
- 3) Select a username and password (to be used when you next login) and select the subjects you study



Key features

Playlists

Create a new playlist, give it a name, add some podcasts and save. Watch the playlist online to brush up on your knowledge or download it and take it out and about with you on your device.

My GCSEs

Keep yourself organised by viewing a list of all your exams in subject or date order. View an exam playlist to see all the podcasts relevant to that exam, select the areas you find tricky and download to watch on the way to school.

Assignments

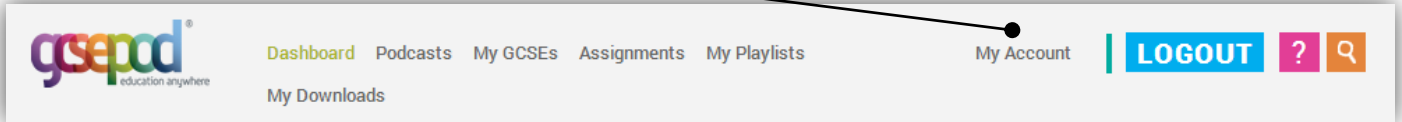
View homework set by your teacher, watch the podcasts they have selected and complete questions to help test your knowledge on a topic. Results are instant so you can see which areas you still need to work on.

Downloads

Android/Blackberry/Windows users can download to a computer first or straight to your device. Apple users can download to iTunes or install the iPhone/iPad/iPod Touch app and save the podcasts for offline viewing.

How to change your username and password

Click **My Account** in the top menu bar.



Enter your new username and / or password twice and then click **Save**

This **Confirm Username** box will only appear when you type in a new username into the box above.

USERNAME

CONFIRM USERNAME

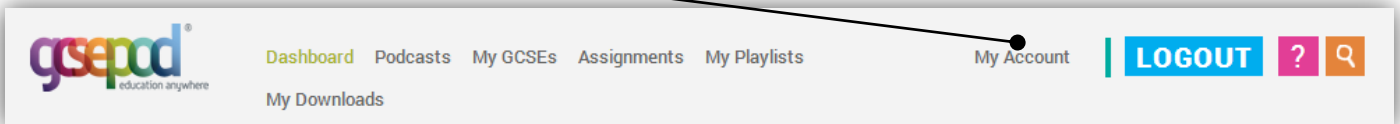
CHANGE PASSWORD

CONFIRM PASSWORD

SAVE

How to change your subject choices

Click **My Account** in the top menu bar.



SELECT SUBJECTS

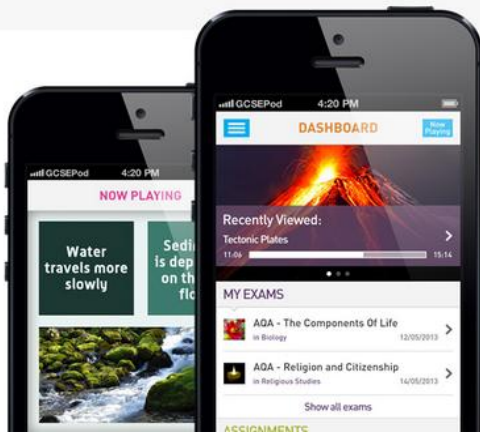
Tick the relevant boxes below to choose or change the subjects you are studying. Once selected, you will only see podcasts relating to those subjects.

Additional Science	<input checked="" type="checkbox"/>
English	<input type="checkbox"/>
French	<input checked="" type="checkbox"/>
Geography	<input checked="" type="checkbox"/>
German	<input checked="" type="checkbox"/>
History	<input checked="" type="checkbox"/>
ICT	<input type="checkbox"/>
Maths	<input checked="" type="checkbox"/>
Music Theory	<input checked="" type="checkbox"/>
Physical Education	<input checked="" type="checkbox"/>

SAVE

Using the tick boxes, select or de-select the subjects you wish to view on the GCSEPod website.

Don't forget to **save!**



Load • Listen • Learn

My GCSEs

The my GCSEs area on the site is where you can view a list of upcoming examinations and find out which podcasts are relevant to those exams. These podcasts are all organised into playlists.

You can then watch the podcast playlist to help you revise for the exam or download the individual podcasts to your mobile and do some quick revision when you're on the school bus or out and about.

Note: the playlists may not contain information about all the topics you need to revise for the exam. Please ask your teacher if you are unsure.

Searching for your GCSE exams

Click **my GCSEs** on your dashboard. Here you can view upcoming exams by subject area.

You can see the date of the exam.
You can still view exam playlists even if the exam date has not been set.

If more than one exam board logo appears, you can deselect exam boards to remove those exams from your list.

ENGLISH 24 Exams			
Exam Name	Date	Chapters	Action
IGCSE CIE Literature (English) 11	17th June 2013	23 Chapters	VIEW PLAYLIST
IGCSE CIE Literature (English) 41	Exam date not confirmed	16 Chapters	VIEW PLAYLIST
AQA English Literature 1 (Foundation and Higher)	17th June 2013	20 Chapters	VIEW PLAYLIST
SEE MORE			

BIOLOGY 33 Exams			
Exam Name	Date	Chapters	Action
SQA Science (Foundation)	17th June 2013	23 Chapters	VIEW PLAYLIST
SQA Science (Credit)	17th June 2013	16 Chapters	VIEW PLAYLIST

Click **view playlist** to watch all the podcasts relevant to that exam.

Viewing the GCSE playlist

gcsepod^{2.0} education anywhere

Dashboard Podcasts My Exams Assignments My Playlists My Downloads My Account | LOGOUT

PLAYLISTS/
CORE SCIENCE A: BIOLOGY UNIT 1B: OT - PAPER BASED

CORE SCIENCE A: BIOLOGY UNIT 1B: OT - PAPER BASED

AQA GCSE Science Core Science 59 chapters

Introduction	00:00:00	★	↓
Habitats	00:00:00	★	↓
Decay and the Cycle of Materials	00:00:00	★	↓
Energy, Food Chains and Trophic Levels	00:00:00	★	↓
Pyramids of Biomass	00:00:00	★	↓
Maximising Food Production	00:00:00	★	↓
The Carbon Cycle	00:00:00	★	↓
The Nitrogen Cycle	00:00:00	★	↓
Summary	00:00:00	★	↓
Web Links	00:00:00	★	↓
Introduction	00:00:00	★	↓
Adaptation and Competition	00:00:00	★	↓

Author: Gemma Young, Narrator: Pauline Addis

Click here to add a chapter to your **favourites playlist**

Click here to download one chapter



Load • Listen • Learn

What is an assignment?

An assignment is a piece of work that your teacher has set for you to complete on the GCSEPod website.

Your teacher will create an assignment which will include a playlist of podcasts for you to watch and some questions for you to answer.

The questions your teacher sets for you may be multiple choice, in which case they will be marked immediately, or free text, in which case you will need to wait for your teacher to mark them before you can see what you got right and wrong.

Once marked, you can view your results and comments from your teacher on the GCSEPod website.

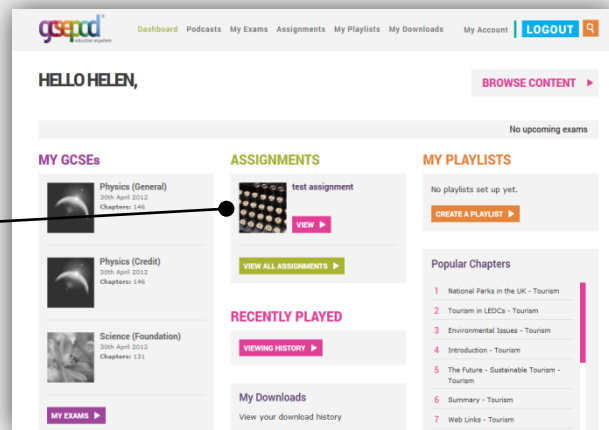
Finding your assignments

Login to GCSEPod.

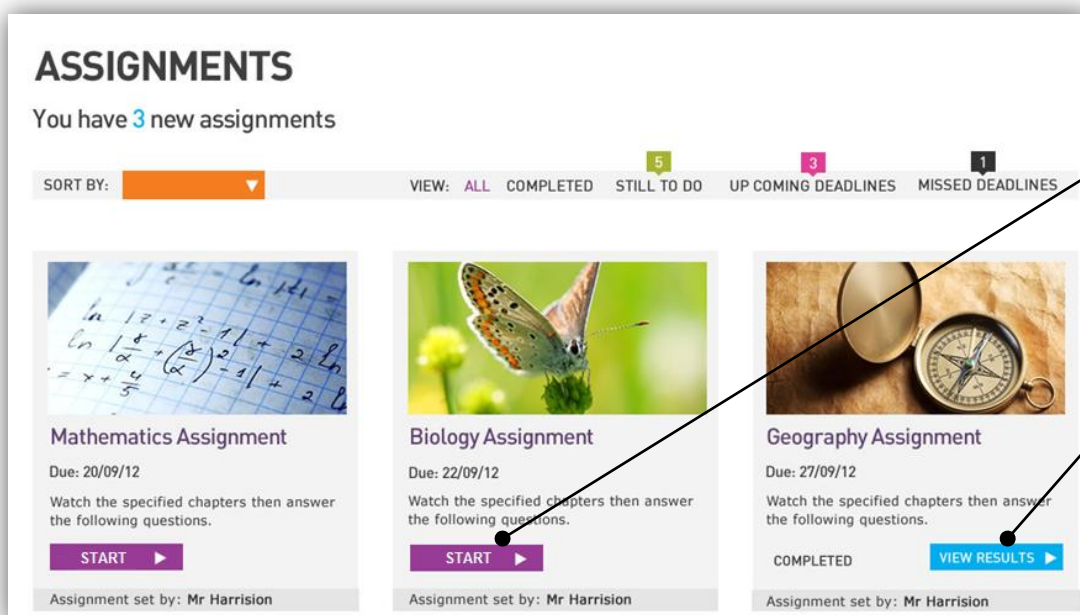
In the middle of the dashboard is a summary of all your assignments.

Click > **View all assignments**

VIEW ALL ASSIGNMENTS ▶



Viewing your assignments




Click **start** to complete your assignment

You can **view results** once you have completed your assignment

Completing your assignment

ASSIGNMENTS/ BIOLOGY ASSIGNMENT

Assignment and Instructions set by: Mr Harrison
Watch the specified chapters then answer the questions below.



SPECIFIED CHAPTERS

<input checked="" type="checkbox"/>	Habitats	00:02:45	★
<input type="checkbox"/>	Decay and the Cycle of Materials	00:04:35	★
<input checked="" type="checkbox"/>	Energy, Food Chains and Trophic Levels	00:04:10	★
<input checked="" type="checkbox"/>	Pyramids of Biomass	00:03:45	★
<input checked="" type="checkbox"/>	Maximising Food Production	00:03:54	★
<input checked="" type="checkbox"/>	The Carbon Cycle	00:04:37	★
<input type="checkbox"/>	The Nitrogen Cycle	00:03:05	★
<input checked="" type="checkbox"/>	Adaptations	00:03:45	★
<input checked="" type="checkbox"/>	Competition between Animals	00:03:54	★
<input type="checkbox"/>	Competition between Plants	00:04:37	★
<input checked="" type="checkbox"/>	Evolution	00:03:05	★

COMPLETE THE QUESTIONS BELOW

8

Lorem ipsum dolor sit amet, consectetur adipiscing elit, sed laoreet dolore magna aliquam erat volutpat?

Your answer

NEXT QUESTION

Take time to read each question carefully. Once you have submitted the assignment, you can't change your answers!

Your teacher may have given you specific instructions on how to complete the assignment so remember to check this first.

Listen to each podcast at least once before beginning to answer the questions.

Viewing your results

Once you have completed your assignment, click the **view results** button to find out how you did.

VIEW RESULTS

QUESTION 1 Lorem ipsum dolor sit amet, consectetur adipiscing elit. Aliquam ut felis ac ligula ullamcorper suscipit in dapibus lorem nec?

Student Answered

Etiam vitae nisi lorem, nec venenatis turpis. Sed scelerisque lobortis urna, eget luctus lectus dapibus vel. Fusce eget euismod neque. Fusce auctor dignissim ullamcorper. Proin magna arcu, porttitor sit amet pharetra et, ornare vitae dolor. Aliquam eget urna ipsum, nec facilisis mi. Morbi placerat arcu et tortor vulputate ornare. Suspendisse potenti.

Your mark

Correct Incorrect

Excellent answer! Well done.

QUESTION 2

You can view your answers to each question, whether you were right or wrong and comments from your teacher.

What is a playlist?

A playlist is a group of podcasts that have been saved together, just like you may create a music playlist on your smartphone.

You can quickly and easily create a playlist to download to your mobile phone or computer or save to watch online later.



Load • Listen • Learn

Your playlists

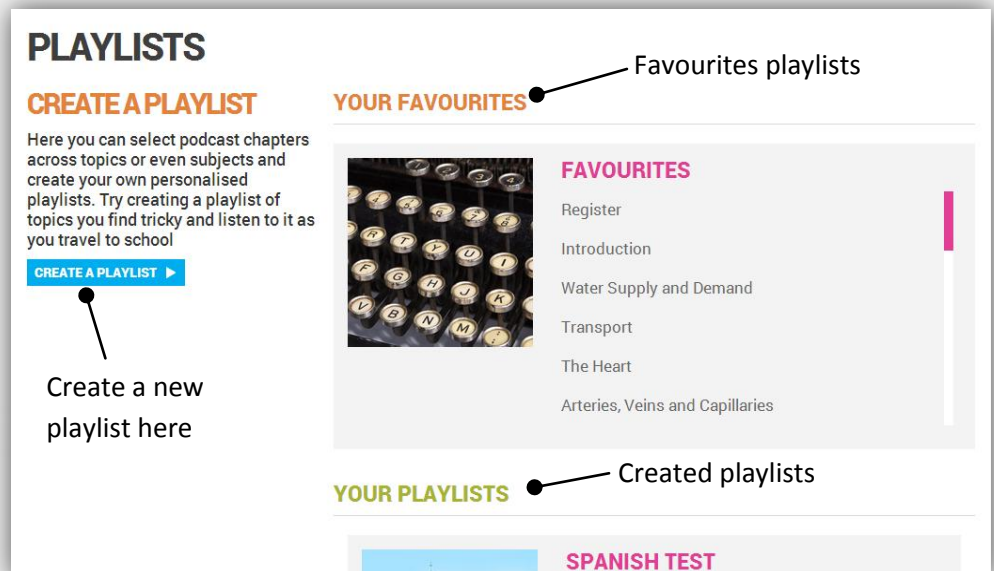
Click > **My playlists**

Here you will find all your playlists that have been created.

You will also see a favourites playlist which you can add to when listening to a podcast by clicking the star beside the chapter name.

Click > **create a playlist** to create new playlist

CREATE A PLAYLIST ▶



PLAYLISTS

CREATE A PLAYLIST

Here you can select podcast chapters across topics or even subjects and create your own personalised playlists. Try creating a playlist of topics you find tricky and listen to it as you travel to school

CREATE A PLAYLIST ▶

Create a new playlist here

YOUR FAVOURITES

Favourites playlists

FAVOURITES

- Register
- Introduction
- Water Supply and Demand
- Transport
- The Heart
- Arteries, Veins and Capillaries

YOUR PLAYLISTS

Created playlists

SPANISH TEST

PLAYLIST NAME
Algebra week 2

ADD CHAPTERS
Search for a specific topic, title or chapter.

DEPARTMENTS

- Arts & Humanities
- English
- ICT
- Maths
- Modern Foreign Languages
- Sciences

SUBJECTS

- Maths

TOPICS

- Number
- Algebra
- Data Handling
- Shape, Space and Measures
- GCSE Revision - Maths

TITLES

Chapters Selected
Select a title or chapter to add to your playlist

1. The nth Term
2. Quadratic Sequences Part 1

Name your playlist

Select chapter, subject, topic, titles and chapter

Creating a playlist

Chapters selected will be shown here. You can reorder or delete them here too.


Don't forget to save your playlist.

Managing playlists

Watch and download your playlist online

Edit your playlist

Delete your playlist



ALGEBRA WEEK 2

The nth Term
Quadratic Sequences Part 1

[WATCH PLAYLIST](#)

[EDIT PLAYLIST ▶](#)

[DELETE PLAYLIST](#)

Once your playlist has been created

CHAPTERS			★
▶ Introduction	00:02:00	↓ ★	★
▶ V-shaped Valleys and Interlocking Spurs	00:04:30	↓ ★	★
▶ Waterfalls and Gorges	00:03:47	↓ ★	★
▶ Meanders and Oxbow Lakes	00:05:16	↓ ★	★
▶ Floodplains and Levees	00:03:49	↓ ★	★
▶ Deltas	00:03:44	↓ ★	★
▶ River Processes	00:05:16	↓ ★	★
▶ Features of a Drainage/River Basin	00:04:34	↓ ★	★
▶ River Basin Management	00:04:19	↓ ★	★
▶ A Case Study of the Mississippi River	00:03:47	↓ ★	★
▶ Summary	00:01:11	↓ ★	★
▶ Web Links	00:00:25	↓ ★	★

Select the star to add to favourites playlist

Click here to download a single chapter.

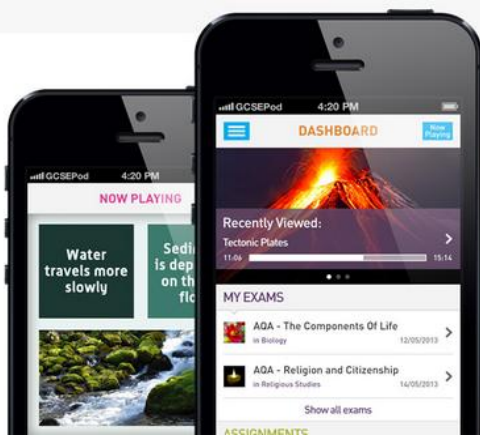
Click here to download the whole playlist

[ADD THIS PLAYLIST TO MY DOWNLOADS](#)

Sharing content

You can share a chapter that you think your friends may be interested in to a range of different social media sites.

These will only be visible to friends who have a GCSEPod account.



Load • Listen • Learn

CHAPTERS

▶ Introduction	00:01:26	⬇️ ★
▶ Non-Renewable Resources	00:06:10	⬇️ ★
▶ Renewable Resources	00:07:22	⬇️ ★
▶ Case Studies	00:04:53	⬇️ ★
▶ Summary	00:01:41	⬇️ ★
▶ Web Links	00:00:25	⬇️ ★

Share this title:

[EMAIL](#)
[f](#)
[t](#)
[GET LINK](#)

<http://members.staging.gcsepod.com/pupils/podcasts/title>

If the person you are sending this to does not have a GCSEPod account they will not be able to view the podcasts

Click here to share via e-mail, Facebook or Twitter

Click here to see the link to copy onto a blog or other social network site.

Downloading to Apple devices



Load • Listen • Learn

There are two ways to download GCSEPod podcasts to an Apple device:

1) Download the GCSEPod App from the AppStore. This allows you to select a podcast and click “save podcast for offline listening” which enables you to download the podcast onto your device.

2) Download the podcasts to iTunes on your computer first and then sync iTunes with your device. This is particularly useful if you do not have access to the App or if you do not have an internet enabled Apple device (for example an iPod Nano). Follow the steps below to get started.

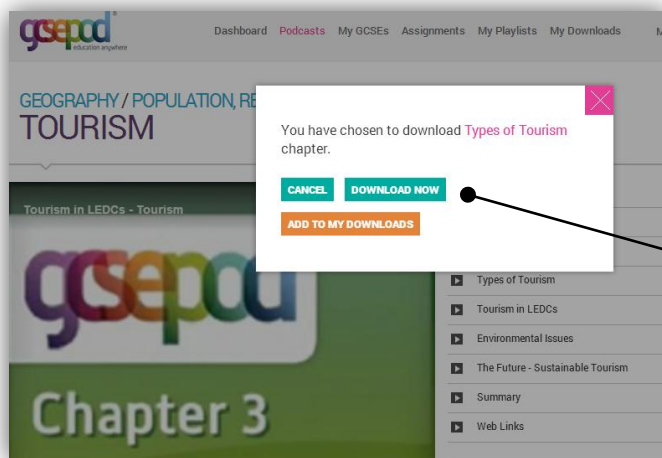
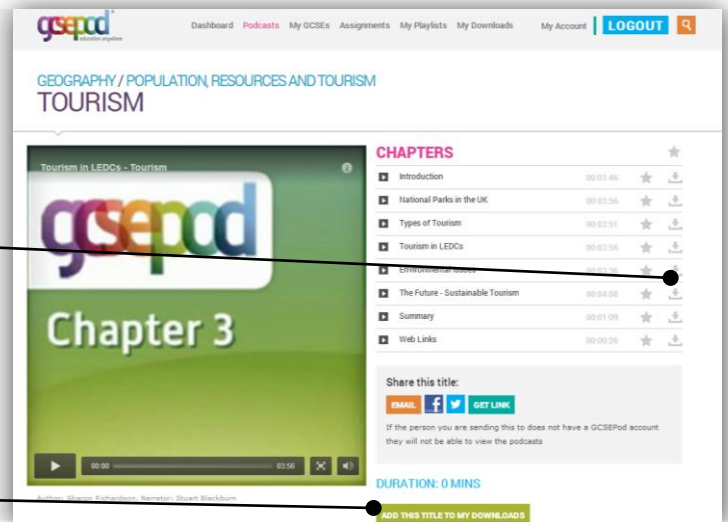
Download via computer & sync

Choose chapters you wish to download and click the ‘download’ icon to the right of its title’s name.



The download icon looks like this:

Alternatively, choose the ‘add this title to my downloads’ button to download the entire title.

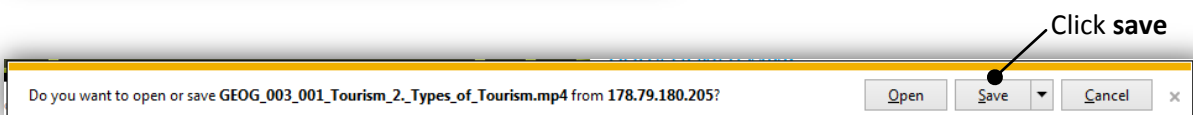


Downloading Immediately

Once you’ve pressed the download button, you’ll be given the option to either ‘download now’ or ‘add to my downloads.’

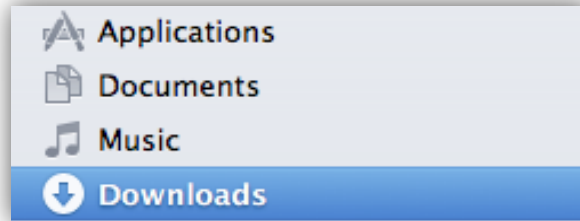
If you wish to download the file now, press ‘download now’.

If your web browser asks whether you want to save or open the download, choose ‘save’ and choose a location you’ll remember.



Adding to your Apple device for Mac users

Once the podcast has finished downloading, go to the Finder and view 'downloads'



Click on the podcast(s) and they will automatically save into the 'Films' section of iTunes.

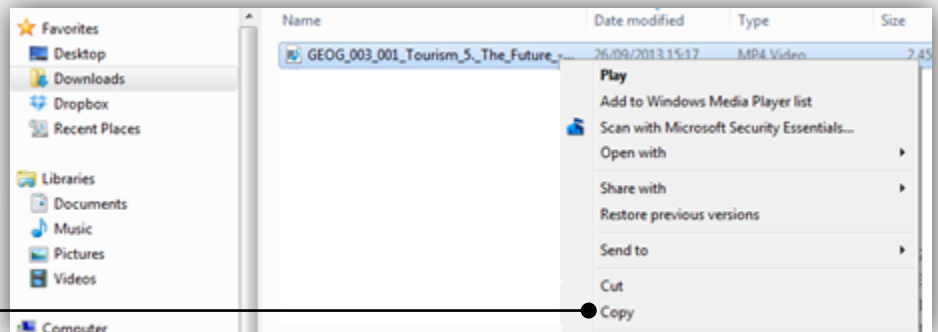
From there, sync your mobile device through iTunes.

IMPORTANT - you'll now find the GCSEPod podcasts in "Videos" on your device. For iOS7 devices go to "Videos" and then "Home Videos".

Adding to your Apple device for PC users

Find your podcast on your PC. If your browser downloaded it without asking for a location, it will likely be in your 'downloads' folder – otherwise it will be in the location you saved it at.

Right-click on the podcast and press 'copy.'

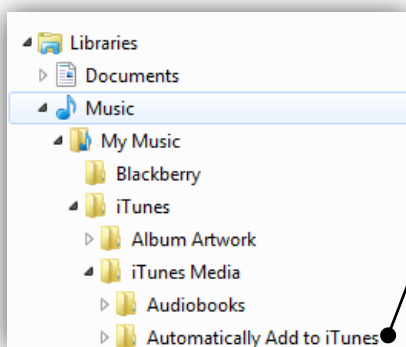


Copy the podcast to **My Documents\Music\iTunes\iTunes Media (or iTunes Music)\Automatically Add to iTunes**. Right click on the folder and press 'paste'

Connect your device to your computer with the supplied USB cable and open iTunes. Click on your named device from the list on the left then click the 'Films' tab.

Ensure the podcasts are ticked to be included when the device is synced. Click 'apply' at the bottom right of your screen. Once your device has finished syncing you can disconnect it from your computer.

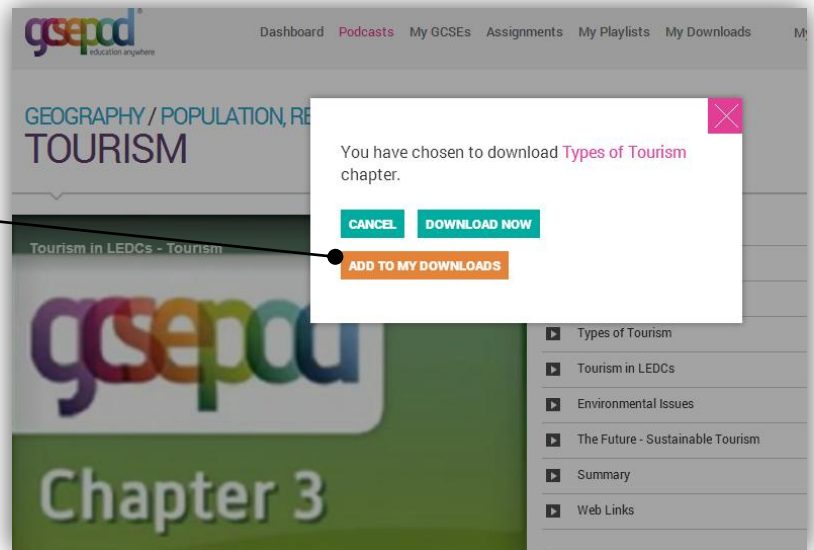
IMPORTANT - you'll now find the GCSEPod podcasts in "Videos" on your device. For iOS7 devices go to "Videos" and then "Home Videos".



Adding to your 'My Downloads' section

If you'd like to download your podcasts later, choose the 'add to My Downloads' option.

This will place your chosen podcasts in your 'my downloads' section.



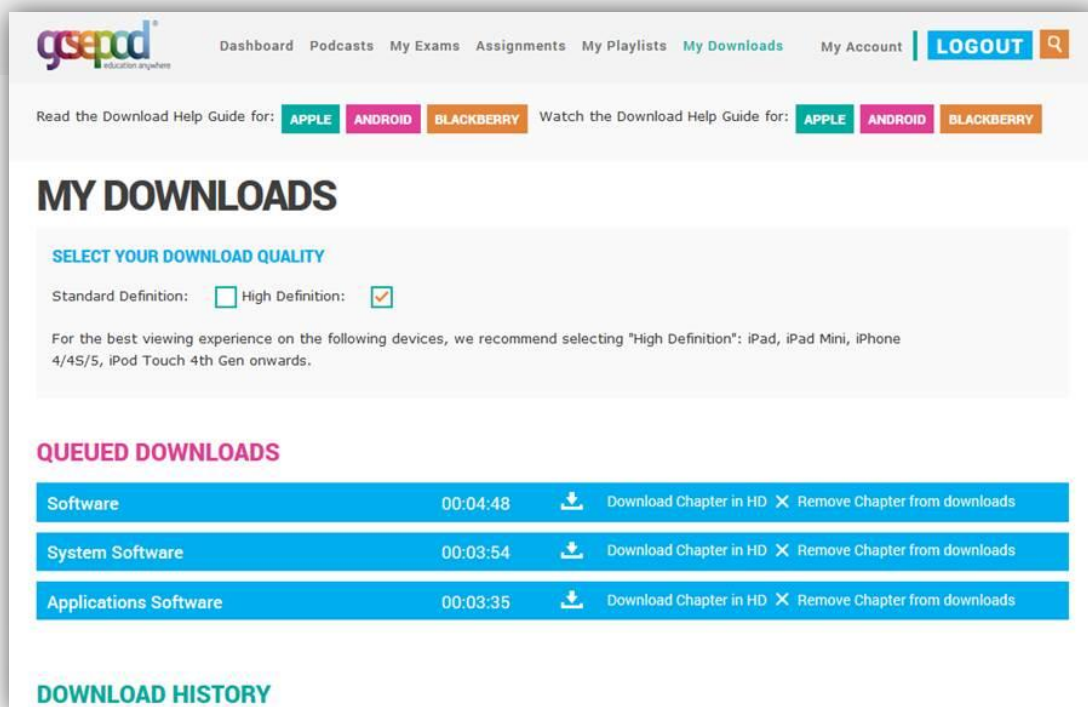
Downloading from the 'My Downloads' section

If you want to download podcasts you've placed in the 'My Downloads' section, press 'My Downloads' at the top of the screen.

From there, you can choose to download the podcasts by pressing the download button to the right of the chapter name. The download button looks like this:



You can choose to download in either standard or high definition. We recommend high definition for use on iPad, iPad Mini, iPhones 4/4S/5, and iPod Touch 4th Gen onwards.





Load • Listen • Learn

Download direct to your device

There are two ways to download a GCSEPod podcast to an Android or Blackberry device.

- 1) Open the GCSEPod website on your device and download the podcasts directly.
- 2) Download the podcasts to your computer first and then connect your device to your computer and copy the podcasts to your device.

Instructions for both options can be found below.

Downloading direct to your device

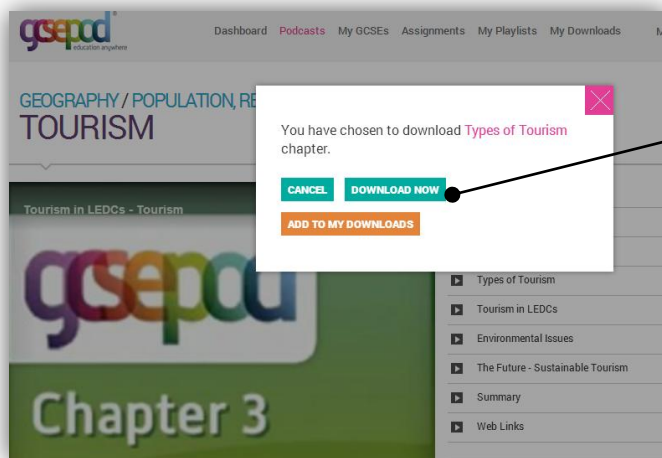
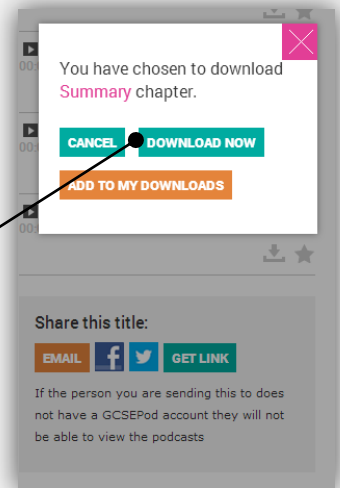
Go to www.gcsepod.com on your device's browser and login.

Choose the chapter you wish you download and click the 'download' icon to the right of the chapter's name. The download icon looks like this:



Once you've pressed the download icon, you'll be given the option to either 'download now' or 'add to my downloads.' Choose 'download now'.

The podcast will automatically download to your phone. You can then search for it in the videos section of your phone.

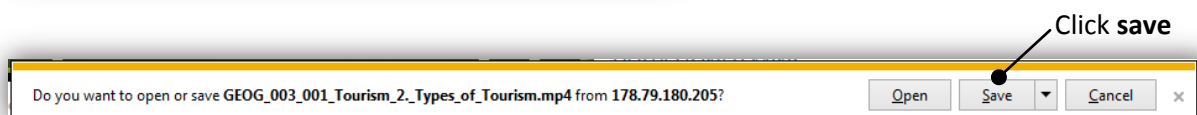


Downloading via a computer

The download process is exactly the same on your computer. Click the download icon of the chapter you want, then choose 'download now.'

If your browser gives you the option, choose the 'save' option rather than to 'open.' Choose a location you'll remember.

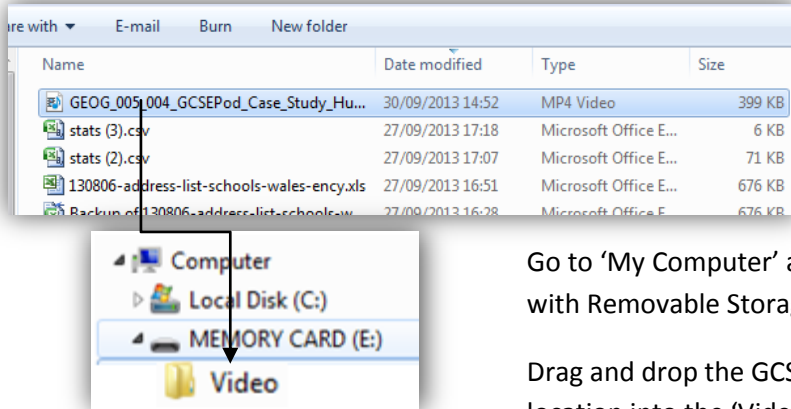
If your browser does not give you the option (i.e. Chrome) the file will likely be in your 'downloads' folder.



Move the file from your computer to your device

Connect your device to your computer via the supplied USB cable. If you're using a BlackBerry, it may ask you if you want to turn on mass storage mode. Click 'yes.'

If you're using an Android device, you may be prompted to choose which type of connection you wish to make. Choose the 'mounted' connection type.



Go to 'My Computer' and look for your device, possibly in the 'Devices with Removable Storage' section under 'Removable Disk'.

Drag and drop the GCSEPod file that you downloaded from its saved location into the 'Videos' folder in your device.

Disconnect your device safely from your computer and then watch the podcast in the "Videos" section of your device.