

Go to the school website: <https://www.balshaws.org.uk/> and click on Student Apps along the top bar

RESPECT

Student Apps



Click on the Outlook tile

Quizlet
.com



bedrock vocabulary



iDEA

SENECA

Outlook



Sign in

to continue to Outlook

account@students.balshaws.org.uk ✕

[Can't access your account?](#)

Back

Next

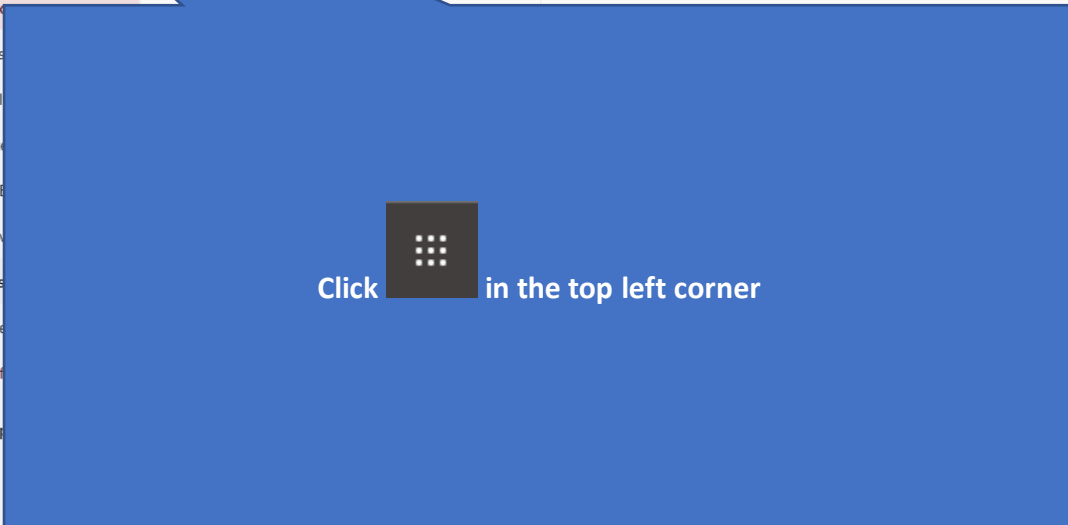
Sign in to Office 365 with your school email

e.g. account@students.balshaws.org.uk

Navigation pane: Favorites, Folders, Inbox, Drafts, Sent, Deleted, Junk, Archived, Notes, Conversations, New folders, Groups

Main content area: [Empty inbox view]

Address bar: <http://www.balshaws.org.uk/>





[Office 365](#) →

Apps



Outlook



OneDrive



Word



Excel



PowerPoint



OneNote




SharePoint



Teams

[All apps](#) →

Click Office 365 ->

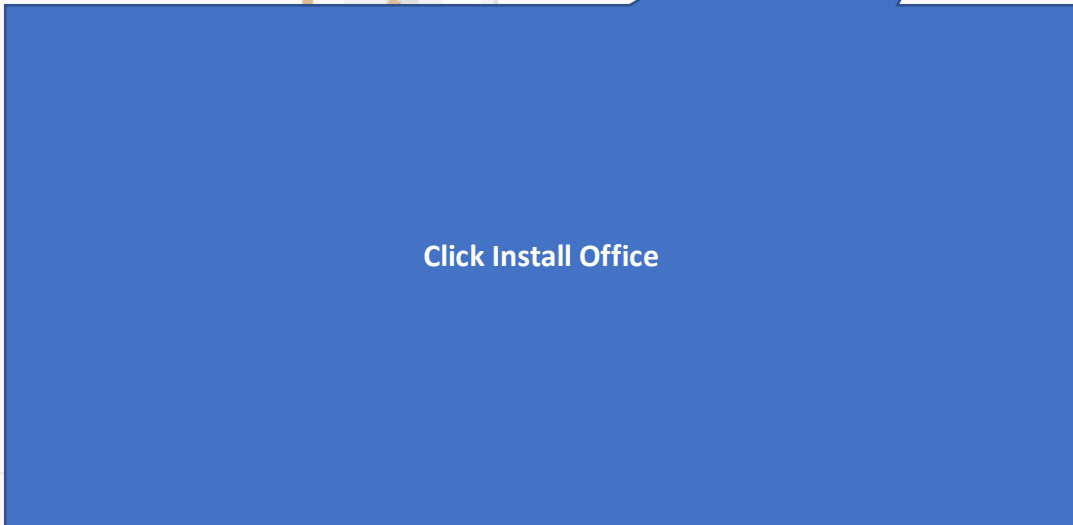


Good afternoon, Sam

Recent Pinned Shared with me Discover

Install Office

Download and open...



OneDrive
Recent folders



No recent folders
Go to OneDrive, and we'll put a list of the folders you opened recently here.

Install Office ▾



Office 365 apps

Includes Outlook, OneDrive for Business, Word, Excel, PowerPoint, and more.




Other install options

Select a different language or install other apps available with your subscription.

Click Office 365 apps

Just a few more steps...



1 Click Run

Find it at the bottom of the screen or press Alt+N.

Close


Need help installing?

OfficeSetup.exe will now download – Double click or press run to install

No recent folders

Go to OneDrive, and we'll put a list of the folders you opened recently here.

Do you want to run or save **OfficeSetup.exe** (6.17 MB) from **c2rsetup.officeapps.live.com**?

 This type of file could harm your computer.

Run

Save



Cancel