

Art and Design Curriculum Road Map

GCSE FINE ART

Exhibition of students work.

May: work marked and moderated

Final term all work refined and completed – students who have completed all work can extend personal project.

January Exam released : students choose from the themes / questions given and create their own personal project. Duration 10 weeks.

culminating in a final piece produce in 10 HOUR EXAM conditions .

Personal outcome combining theme and self portrait.

Creation of self portraits using different mediums

Linking portraiture to chosen theme and researching final artist.

Creating personal ideas based on portrait + original theme.



December Art Mock

Artist study of artist chosen for personal research .

2hrs.

Mock Exam homework


Artist research page for artist linked to theme **DISTORTION** .

Completion of sculpture and design in style of art movement researched.



Future Students are independently able to select mediums appropriate to their chosen theme and artist due to the broad exposure of artists , mediums and techniques discovered at key stage 3 . Students are familiar with the AO'S and the process of *artist research / experiments/ideas/ personal outcome*

Year **11**



Personal Ideas relevant to artist and theme

Personal outcome realizing intentions

Design sheet for animal head sculpture . Based on chosen art movement .

Experiments with relevant mediums

Independent personal projects Process repeated every half term Supported by bank of relevant artists per theme. Minimum 1 artist / 1 outcome per h/term.

Artist research page

Moodboard chosen theme

Animal of choice painted in style of Sarah Taylor using ink blowing and stencil print techniques

Large landscape divided into sections using mediums explored in workshops

Foundation workshops discovering skills and techniques in **print /oil pastel/charcoal/pen and wash/acrylic paint / watercolour**

A2 Grid drawing of facial expression Half and half **Biro scribble /pencil crayon color hatching.**

Year **10**




Sarah Taylor

Animals



David Hockney

Landscapes



Vince Low

4 week independent research homework: contextual study page on chosen expressionist artist.

Line+ colour +pattern

Line, tone, colour , texture ,shape.

Line

Luis Freyerra

Year **9**


Expressionism

portraits

Hundertwasser Antoni Gaudi Lucinda Rogers



Worms eye view drawing with inspiration and techniques added inspired by each artist . Ink /pencil crayon / paper mosaic collage.



Emad Zand

Henri Moore



Studio KCA

Drawing of building designs inspired By everyday objects using fiber brush pens.

Mod roc and clay sculpture inspired by organic forms.

Sculpture made of recycled materials.

YEAR **8** Architecture + Sculpture

YEAR **7** Identity

Baseline Assessment . Grid drawing of building .

1 point perspective worms eye view drawing of skyscrapers in pencil

Paper Mache sculpture

Grid pattern self portrait in pencil

Polystyrene print self portrait

Cardboard texture portrait of icon

2 perspective cardboard mini portrait




Niki De saint Phalle




Chuck Close



Julien Opie



Ali Golzad



Picasso

Line+ tone + pattern + form

Line+ tone + pattern

Line + colour

Line + Texture

Line

A01
Artist research
Contextual study

A02
Experiments with different mediums

A03
Ideas

A04
Personal Outcome

per half term students are given written feedback on one A0 across the year they will receive feedback on each.