



Birdsedge

First School



Remote Learning

In current circumstances, it is important that as a school we can offer quality and accessible remote learning for children to complete at home in the event that they cannot attend school due to the Covid situation. If children are well but needing to stay home to isolate or due to bubble/school closure, we want to ensure learning at home can continue smoothly and in a way that enables children to continue to access their curriculum.

In this booklet we have included some important information of how learning at home can be accessed. The systems explained in here is at an individual level, should your child need to isolate and also will be the same at a group level should a bubble or the school need to close.

What will remote Learning look like at Birdledge First School?

1. See Saw

We will be using a great online platform called 'Seesaw' to share daily lessons for children. This will ensure that all learning is accessible from one place, children can complete activities and tasks online in the platform and receive feedback from their teacher all from the same place. This will remove the need to receive work over email and print worksheets at home. There will be a video guide posted to our school website soon to explain clearly how the platform works and how to navigate around it, we will also be using this with children in school to ensure they are familiar with it.

2. Teams Check In

There will be a short, regular face to face check in via video call using Teams for your child when they are not in school. This is to check they are ok with the learning set on see-saw, have a chance to ask any questions and to generally stay in touch with their teacher. For Individual children isolating we will do this as much as possible from school, in the case of a bubble/school closure this will be done as a group with all children in the class daily.

3. Assemblies

Assemblies have been an important part of developing our whole school culture and ethos this new school year and we want to ensure this continues as much as possible remotely. Assemblies will be recorded and uploaded to see saw regularly for children to watch.

4. Forest Friday

Children have loved more opportunities for learning outside this half term and we want to continue to provide outdoor learning opportunities, safely, for remote learning too. A weekly Forest Friday activity will be posted on see saw for families to join in with if they wish and are able to.

Important Information

Accessing See Saw

Attached to this booklet is a sign in sheet (like the one below) to show how to log in to see-saw.

Child 1's Home Learning Code

1. Go to <https://app.seesaw.me> on a computer. Or install the Seesaw **Class App** on an iOS or Android device.



2. Choose "I'm a Student".



3. Scan this code using Seesaw's built-in QR code scanner. Or type in these letters to access your Seesaw account: **EJSG PNUI ZWKV VWJE**



Ask your teacher for a new code after November 4, 2021.

This code is a password. If you have this code, you can access this account. Do not post codes on social media or in any publicly accessible place on the Internet!

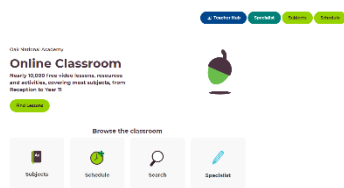
Accessing Teams

Also attached to this booklet is details of your child's Office 365 email account and password. Children will receive an email with a link to access their daily Teams calls through here.

Other Links and Resources

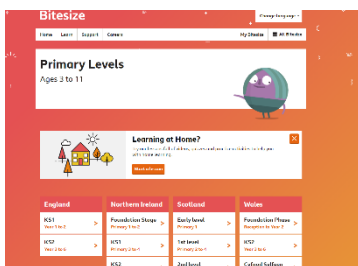
We understand that different families will have different situations in terms of their capacity for home learning due to things such as other family commitments and work. We hope that by using the platform seesaw families can complete the work set at times suitable to them. The nature also lends itself much more to children being able access and complete tasks independently.

There are also a range of free, online websites created to support home learning. Below are some links of useful ones you may wish to use in addition to the work on seesaw if you need it:



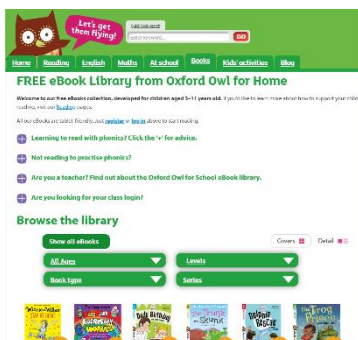
<https://classroom.thenational.academy/>

Here you can access lessons organised into year groups and subjects. There are video clips for each lesson with linked tasks and activities.



<https://www.bbc.co.uk/bitesize/primary>

BBC bitesize is organised into Key Stage 1 (Year 1 and 2) and Key Stage 2 (Year 3, 4 and 5) with a range of mini lessons for each subject.



<https://www.oxfordowl.co.uk/for-home/find-a-book/library-page/>

A free website with a large library of ebooks for reading. These are organised into age groups and book band levels.



<https://www.bbc.co.uk/cbeebies>

Cbeebies have some great videos and activities for younger children. Alphablocks for phonics and Numberblocks for maths are both popular with Early Years.