

Our School Values- Art	
Love	We show love by exploring art together, helping one another and learning about a diverse range of artists (of different skin colours, genders, nationalities and ages).
Courage	We show courage by having a go at using or doing something new and by reflecting on our successes and our struggles.
Unity	We show unity by working together and sharing our ideas.
Inspiration	We show inspiration by expressing ourselves and finding things in the world that inspire us.



Year 6

Art

Drawing & Self Portrait



To use drawing painting and sculpture to develop and share their ideas, experiences and imagination. Develop a wide range of art and design techniques in using colour, pattern, texture, line, shape, form and space

Knowledge I already know

I know the basic proportions of the face: oval shape, general proportions, detailed understanding of the eyes and mouth (position and formation).

I know that the pencil's grade describes how soft the lead is (extending my knowledge to 5B and 2H).

I know that artists use a wide range of techniques to create tone, form and texture, including shading, stippling, hatching, cross-hatching, random hatching and removing a media to create highlights.

Knowledge I will learn

I know that the edges of the nostrils line up with the tear ducts of the eyes.

I know that the pencil's grade describes how hard or soft the lead is, extending my knowledge to 6B

I know that lines can be used to create feeling and emotion in a composition (expressive line)


I know that monochrome is where a composition only uses different tones of a single colour.

I know that artists can use a wide range of techniques to create tone, form and texture (including contour shading, contour hatching and scumbling)

I know that some 2D artwork will have 3D texture created by the use of backgrounds.





I know that drawing media can be used together and overlapped for effect. This is called mixed media.

Artist in focus—Frank Auerbach



He was Jewish and was evacuated from Berlin to England during WW2. Both of his parents died in concentration camps. He used both charcoal and paint. In both media, his work is expressive and semi-abstract. In drawing, he uses lines and mark-making very expressively to create a disturbing atmosphere.

Key Vocabulary

Word	Definition
Expressionism	A style of art where the artist is trying to communicate emotion rather than create an accurate image of the world.
Expressive line	Curved lines with lots of movement that follow less obvious paths. They often create movement, energy and emotion. 
Scumbling	A form of mark making with several definitions. In drawing, scribble-like lines are overlapped to create texture and tone. 
Contour shading	Shading (creating light and dark using a pencil) where the movements of the pencil follow the contours (form) of the object.
Contour hatching	A type of shading where hatching lines follow the contours (form) of the object. 
Monochrome	Only using different tones of a single hue. Often used to describe work which is grayscale. 
Mixed media	Where more than one media are used at the same time to create artwork. These may be overlapped for effect.
Physical texture	The texture you would experience if you were to touch the artwork.

LI: I can accurately draw a nose.	LI: I can use a range of techniques to create tone, texture and form	LI: I can create an accurate self-portrait, applying my skills.	LI: I can describe and take inspiration from the work of an artist	LI: I can explore mark-making in a range of media.	LI: I can create my own artistic response to a question.
Skills development	Skills development & vocab	Skills development	Artist study & vocab	Exploration	Outcome