

Our School Values- Art	
Love	We show love by exploring art together, helping one another and learning about a diverse range of artists (of different skin colours, genders, nationalities and ages).
Courage	We show courage by having a go at using or doing something new and by reflecting on our successes and our struggles.
Unity	We show unity by working together and sharing our ideas.
Inspiration	We show inspiration by expressing ourselves and finding things in the world that inspire us.



Year 2

Art
Drawing



To use drawing painting and sculpture to develop and share their ideas, experiences and imagination. Develop a wide range of art and design techniques in using colour, pattern, texture, line, shape, form and space

Knowledge I already know

I know that a **line** is made by a dot that moves.
I know that there are lots of different characteristics of **line** (e.g. solid, dotted, straight, curved, zig-zag, long, short, thick, thin, orientation).
I know that a shape is made when a **line** meets up with where it started.
I know that the name used to describe the outside of a shape created by a line is its **outline**.

Knowledge I will learn





I know that the letters on a pencil tell me if the **lead** is **hard** or **soft**. B is soft. H is hard. This is called the **pencil's grade**.
I know that different types of pencil create dark areas and sharp **lines** more or less easily.
I know that the way I hold a drawing **media** changes the effects it creates.
I know that I can **blend** and **smudge** drawing media to create different effects.

Artist in focus—Angela Oates



She creates art by experimenting and noticing what she sees as she draws.
She doesn't decide what she is going to draw before she starts.
She thinks curiosity is the most important thing in art.
Her work is abstract (it doesn't look like what it is).
She normally works in black and white.
She uses lots of different types of mark-making.

Key Vocabulary

Word	Definition
Pencil grade (2B, B, HB, H and 2H)	How hard or soft a pencil is. This is shown by the letters on the pencil. H means hard. These pencils have more clay and less graphite. B means soft. These pencils have more graphite and less clay. 
Mark-making	The marks made by an artist with a media on a surface. This can be done in lots of different ways. Different media make different types of mark. 
Blend	Merging two different colours together to make a softer colour. 
smudge	'Smearing' the media across the surface, for example using your finger, a cotton wool bud or a paintbrush. 

L1: I know and can use the key vocabulary linked to drawing.	L1: I can create light and dark and different types of lines using different pencils.	L1: I can create different types of mark with different media.	L1: I can explore how my marks create different feelings and emotions.	L1: I can create artwork, inspired by my artist and applying the skills I have learned.	L1: I can evaluate my own drawing and provide feedback to others.
Artist, Exploration & Vocab	Skills & observational drawing	Skills/Exploration: mark making—real life context	Exploration—mark making—imaginary context	Final outcome	Likes & dislikes, what was easy & difficult. Silent Gallery