

Our School Values- Music	
Love	We show love by enjoying a range of different music and experiences.
Courage	We show courage by being brave and performing in front of others.
Unity	We show unity by singing as a group and working together to create music.
Inspiration	We show inspiration by encouraging others to have a go or by being inspired to try a new instrument or skill by others' talents.



Year 4
MUSIC
Ukulele—First Access Instrument Tuition







NC Objective

To play and perform in solo and ensemble contexts, using their voices and playing musical instruments with increasing accuracy, fluency, control and expression
To use and understand staff and other musical notations.
Listen with attention to detail and recall sounds with increasing aural

	Knowledge I already know	Knowledge I will learn
Sing, play and perform	To begin to understand the importance of pronouncing words in a song well. To know how to sing in tune with control. To know how to sing, gradually getting louder and quieter To know how to sing in unison, becoming aware of pitch	To know how to maintain a simple part and be aware of how the different parts fit together.
Create and compose	To know how different musical elements combine to create a piece of music To know how to vary the pitch and rhythm with a repeating pattern. To know how to improvise short patterns.	To know how many beats in a minim, crotchet and semibreve and recognise their symbols. To know the symbol for a rest in music. To read the musical staff and work out the notes EGBDF and FACE
Listen, recall and respond	To begin to understand how different musical elements are combined and used to create an effect	Begin to recognise leaps, steps and repeated notes when discussing pitch. To understand and use the term 'duration' to describe rhythm and pulse To begin to understand 4 metre rhythm patterns and syncopated rhythms
Understanding and appreciation	To comment on the effectiveness of own work, identifying and making improvements	To know the names of and recognise different instruments that fit into different instrument groups (e.g. violin, cello, double bass are all part of the string family)

Key Listening in this topic
I'm Yours – Jason Mraz, Over the Rainbow – Israel (IZ) Kamakawiwo'Ole, Hey, Soul Sister – Train

Key Vocabulary	
Word	Definition
dynamics,	the variations in LOUDNESS
names of instrument groups.	Idiophones, Membranophones, Chordophones, Aerophones & Electrophones.
Minim	A note with a count of 2 crotchets 
crotchet	time value of one beat 
semi-breve	four crotchets long 
Rest	the sounds we don't hear 
duration	the length of time a pitch, or tone, is sounded

L.I. To know what a Ukulele is, name the parts of it and know the instrument family it comes from.	L.I. To know how to maintain a simple part and be aware of how the different parts fit together.	L.I. To know how many beats in a minim, crotchet and semibreve and recognise their symbols. To know the symbol for a rest in music. To begin to understand 4 metre rhythm patterns and syncopated rhythms To understand and use the term 'duration' to describe rhythm and pulse	L.I. Begin to recognise leaps, steps and repeated notes when discussing pitch. To read the musical staff and work out the notes EGBDF and FACE	L.I. Begin to recognise leaps, steps and repeated notes when discussing pitch. To read the musical staff and work out the notes EGBDF and FACE	L.I. To know how to maintain a simple part and be aware of how the different parts fit together.
Parts of the Ukulele, holding the Ukulele, plucking <i>Charanga Step 1</i>	Strumming on the beat, plucking, C chord <i>Charanga Step 2</i>	F chord <i>Charanga Step 3</i>	Chords C and F <i>Charanga Step 4</i>	Chords G7 and C <i>Charanga Step 5</i>	Singing and playing a song <i>Charanga Step 7.</i>