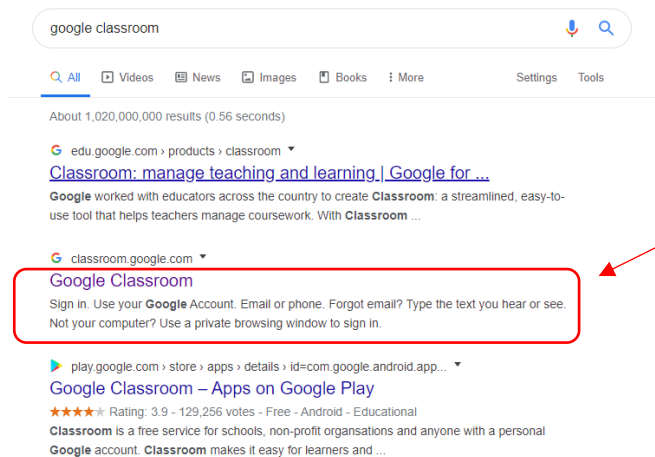


## How to use Google Classroom

To complete your homework this year, you need to set up Google Classroom. Take a photo of your homework each week and upload it to your class stream. You may also be set quizzes and other activities through Google Classroom.

Here's how it works...

Type in Google Classroom to your browser and select the address shown.



Sign in with your email and password

A screenshot of the Google sign-in page. At the top is the Google logo, followed by 'Sign in' and 'Use your Google Account'. Below this is a text input field labeled 'Email or phone' with a cursor inside. To the left of the input field is a link for 'Forgot email?'. Below the input field is a link for 'Not your computer? Use Guest mode to sign in privately. Learn more'. At the bottom left is a link for 'Create account' and at the bottom right is a blue 'Next' button.


Your email address will look like this:

[l4firstinitiallastname@bishopaldhelms.poole.sch.uk](mailto:l4firstinitiallastname@bishopaldhelms.poole.sch.uk)

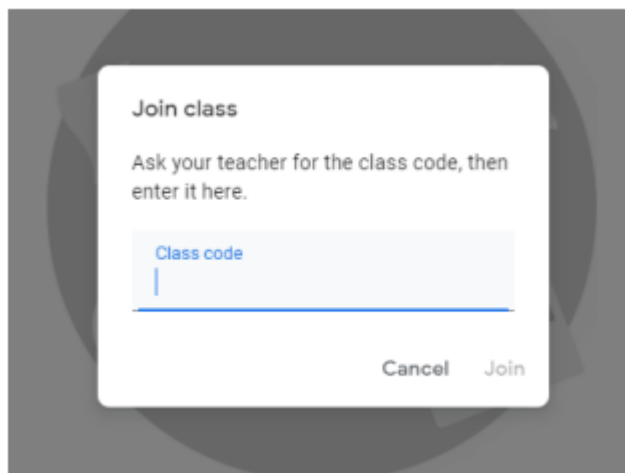

password: red-1234

e.g. Joe Bloggs would be l4jbloggs@bishopaldhelms.poole.sch.uk

Select **student**



Click on the plus sign



Add the code for your class

6KK = bw6o7io

6AL = oeckpzw

6OW = 7gig7ta

6AM = 3dlosu3

Now you will see your class and will be able to hand in your homework and anything else you are proud of. The teachers and other children will be able to see. Remember, if you want to contact us one to one or if you have any difficulties logging on to Google Classroom this week you can contact us by emailing [year6@bishopaldhelms.poole.sch.uk](mailto:year6@bishopaldhelms.poole.sch.uk)