

unifrog

---

# Using Unifrog in Year 12

# Unifrog in Year 12

Most of you will have used Unifrog in Year 11.

Unifrog is a one-stop-shop where you can easily explore your interests, then find and successfully apply for your next best step after 6<sup>th</sup> Form.

Unifrog will help you to explore your key interests and what career paths you can take to reach your goals!



# Available resources

## Exploring pathways

Careers library

Subject library

Know-how library

MOOC

Personality profile

Interests profile

## Recording what you've done

Activities

Competencies

Interactions

## Searching for opportunities

UK universities

US universities

European universities

Oxbridge

Apprenticeships

College / Sixth Form

Canadian universities

Asian universities

Australasian unis

Special opportunities

Middle Eastern unis

## Drafting application materials

UK Personal Statement

Classes

CV / Resumé

Common App Essay

US recommenders

Notes for Ref Writers

## Making applications

Post 16/18 Intentions

Locker

Applications list

# Exploring pathways

Use the tools in the *Exploring pathways* section to research the career pathways and subject fields that lie beyond 6<sup>th</sup> Form, and understand how to access them.

Careers library

Subject library

Know-how library

MOOC

Personality profile

Interests profile



# Recording what you have done

Use the tools in this section to start *Recording what you have done*, such as online courses, work experience and masterclasses. There is guidance and examples to prepare yourself for making applications.



## Activities you've done

Record what you've done. Then use this material for your applications.


**2 of 10 recommended minimum recorded so far**  
 Almost anything can be considered an extracurricular activity - from having a job, to taking care of family members, to extreme soap carving.

[+ Add an activity](#)


**Babysitter**  
 Work experience [Edit >](#)  
August 2017 Regularly looking after the children of family friends  
**Referee:** Mary Taylor


**Member of a book club**  
 Reading books / academic journals [Edit >](#)  
September 2015 Meeting to discuss books we have read on a biweekly basis  
**Referee:** John Biggs

# Searching for opportunities

Use the tools in the *Searching for opportunities* section to compare universities, degree options, apprenticeships and college courses.

UK universities

Canadian universities

US universities

Asian universities

European universities

Australasian unis

Oxbridge

Special opportunities

Apprenticeships

Middle Eastern unis

College / Sixth Form



# Building applications

Helps you build successful applications.

You will be using the Personal Statement and CV tools in Year 12 and Year 13 to create applications for universities, apprenticeships and jobs. Unifrog enables your teachers to give you fast feedback and keep everything safe and up to date!

UK Personal Statement

Classes

CV / Resume

Common App Essay

US recommenders

Notes for Ref Writers

Post 16/18 Intentions

Locker

Applications list

# How can Unifrog help me now?

- Explore which subjects you would be interested in studying post-18 and how these choices can lead to different career paths and further education.
- Discover and sign up to online courses in areas that you're interested in.
- Explore how to successfully apply to an apprenticeship or university course, including universities abroad.
- Support in writing a CV and Cover letter.
- Record key activities and achievements to use in your applications.



# unifrog

---

Post – 18

Choices, choices

# Options after Year 13

Unscramble the words below.

EPMOTLYMEN

PAPTERNICEHISP

PAG EARY

GREEDE

Get ready to share with the class!

# Options after Year 13

Here are the answers!

EMPLOYMENT

APPRENTICESHIP

GAP YEAR

DEGREE

- There are many pathways available when you finish College or sixth form at 18.
- There is no right or wrong answer!

# What options are available? An overview:

- **A degree** at a university is more academic.
- **An apprenticeship** is more practical.
- **A degree apprenticeship** is a mix of both!
- **FE courses** at Colleges are available in a variety of subjects.
- **A job** is something you can gain experience in straight away.
- **A gap year** is an opportunity to work, travel and take time out of education.

There is **no right or wrong answer!**


# What options are available? Further study


Post 18 options are split into further study or taking a break from education. In this break you might find a job, or take a gap year where you might do a mixture of work and travel.

Let's begin by exploring further study options.

## TASK

Log on to Unifrog and read the Know-how library guide on 'College, Apprenticeships or University?'



**College, apprenticeship or university?** 

Find out which is the best option for you

[Read the guide >](#)

# What options are available? Further study

## TASK

In pairs, draw this grid on paper - you have five minutes to fill in the grid. Be ready to feedback to the class!

<b>Pathway</b>	<b>University</b>	<b>Apprenticeship</b>	<b>College</b>
<b>Pro</b>	1. 2.	1. 2.	1. 2.
<b>Consideration</b>	1. 2.	1. 2.	1. 2.

# What options are available? Further study

Pathway	University	Apprenticeship	College
<b>Pro</b>	<ul style="list-style-type: none"> <li>• Study a subject you love.</li> <li>• Keep options open</li> </ul>	<ul style="list-style-type: none"> <li>• Earn a salary</li> <li>• Technical, job relevant skills</li> </ul>	<ul style="list-style-type: none"> <li>• Flexible</li> <li>• Low cost</li> </ul>
<b>Consideration</b>	<ul style="list-style-type: none"> <li>• Expense</li> <li>• Academic study</li> </ul>	<ul style="list-style-type: none"> <li>• Sector specific</li> <li>• Limited job flexibility</li> </ul>	<ul style="list-style-type: none"> <li>• Some career areas require a degree</li> </ul>

You can make the right decision by attending open days, job shadowing, and remembering that people move between different jobs and courses all the time!

# What options are available? Gap year or a job

**A gap year** is an incredible opportunity to explore, save money, and learn new skills, but only if you use your time effectively.

**Getting a job at 18** is a great way to earn money immediately and get stuck in, but without more education or training, you may have limited progression.

## TASK

As a class, decide if the following statements apply to taking a gap year, getting a job or both!



# What options are available? Gap year or a job

- |   |      |
|---|------|
| 1. You can see the world and meet new people. | BOTH |
| 2. Take stock of what you want from life.     | BOTH |
| 3. Start work and earn money immediately.     | BOTH |
| 4. Work experience to put on your CV.         | BOTH |
| 5. Lack of support from formal education.     | BOTH |

# What to do next? Your Intentions

Unifrog has lots of options for you to explore and work out what you want to do at 18.

ACCESS ALL THE TOOLS BELOW  
Exploring pathways

- Interests profile**  
✘ Quiz not taken  
Start >
- Personality profile**  
✘ Quiz not taken  
Start >
- Careers library**  
✘ Careers favourited  
Go to tool >
- Subjects library**  
✘ Subjects favourited  
Go to tool >
- Know-how library**  
✔ Guides favourited  
Go to tool >
- MOOC**  
Make your first shortlist  
Start >
- Webinars**  
Hear directly from the experts  
Go to tool >
- Read, Watch, Listen**  
✘ Profiles favourited  
Start >

Searching for opportunities

- UK universities**  
You have 1 shortlist  
Start >
- US universities**  
Make your first shortlist  
Start >
- European universities**  
Make your first shortlist  
Start >
- Oxbridge**  
Make your first shortlist  
Start >
- Apprenticeships**  
Make your first shortlist  
Start >
- College / Sixth Form**  
You have 8 shortlists  
Start >

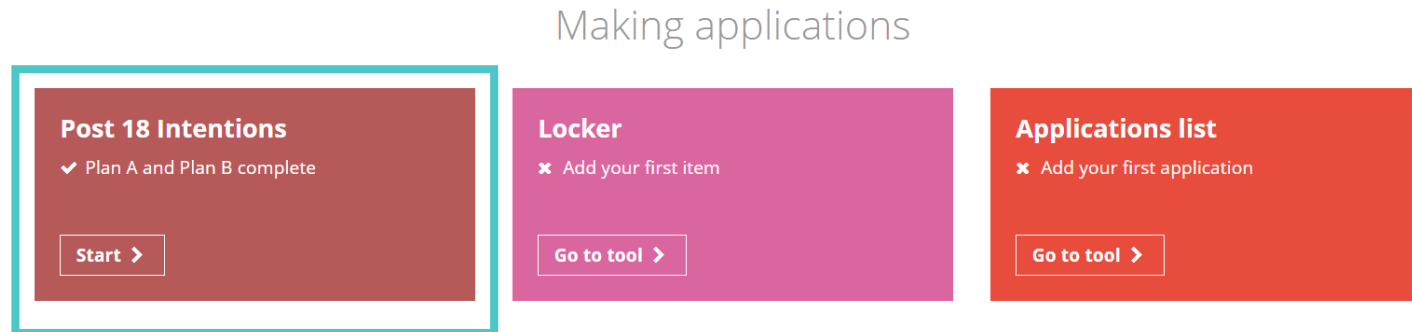
## TASK

Explore the platform to see just how many options are available! Start with the Career library, Subjects library, University and Apprenticeship Tools.

# What to do next? Your Intentions

## TASK

Scroll down to the Post 18 Intentions tool and enter your dream career.



- Select a pathway from the drop down menu for Plan A and Plan B and fill in the questions.
- It doesn't matter if you're not 100% sure yet – just right down your thoughts. You can write 'I don't know' if you are really unsure.

# Homework

You're now an expert in the options ahead of you! Continue adding your Post 18 intentions if you haven't finished it during the lesson.

Read the Know-how library guide called 'How to decide on a career path: 6 tips.'

Make sure to favourite a Know-how library guide if you find it helpful!

**unifrog**

Sign in at:  
**[unifrog.org/sign-in](https://unifrog.org/sign-in)**