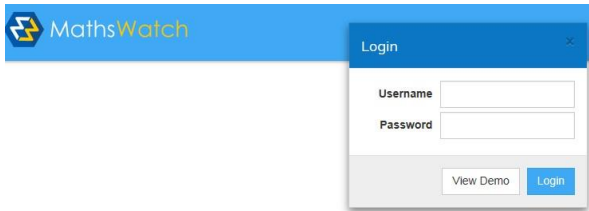


# Year 9 KAP5 Assessment Revision

Your assessment will consist of three papers, each 50 minutes long.

We recommend that you use MathsWatch to help with your revision. Below are the clips that are relevant to the KAP5 topics that are to be tested.

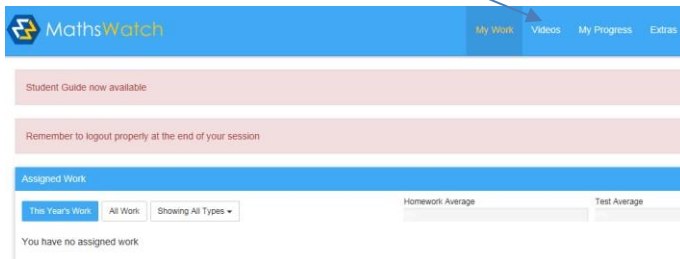
Reminder: MathsWatch is at [www.vle.mathswatch.co.uk](http://www.vle.mathswatch.co.uk)

The image shows the MathsWatch login interface. At the top left is the MathsWatch logo. To its right is a 'Login' window with a close button (X). Inside the window, there are two input fields: 'Username' and 'Password'. Below these fields are two buttons: 'View Demo' and 'Login'.

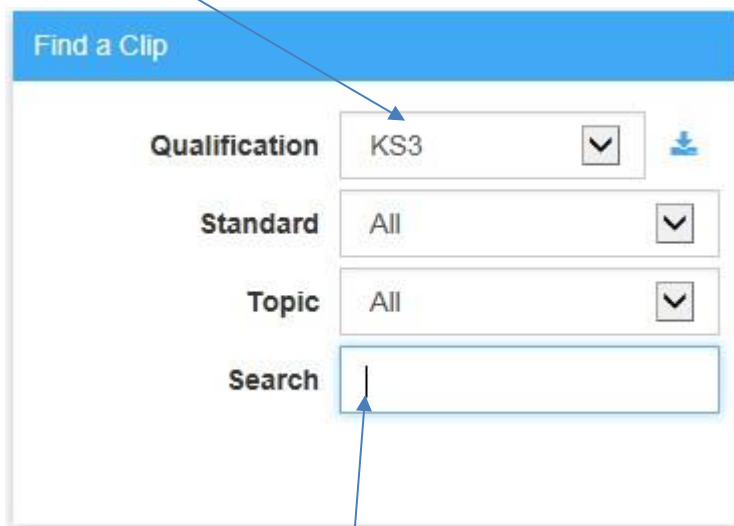
Your username is the same as your **beginningofyouremail @bishopchalloner**

Your password is **bishop**

When you log in, click on **Videos**

The image shows the MathsWatch main dashboard after login. At the top is a blue navigation bar with the MathsWatch logo and links for 'My Work', 'Videos', 'My Progress', and 'Extras'. Below the navigation bar are two pink notification banners: 'Student Guide now available' and 'Remember to logout properly at the end of your session'. Underneath is a section titled 'Assigned Work' with a sub-header 'This Year's Work' and a dropdown menu 'Showing All Types'. To the right of this section are two progress bars for 'Homework Average' and 'Test Average'. At the bottom, it says 'You have no assigned work'.

Select **KS3**

The image shows the 'Find a Clip' search interface. It has a blue header with the text 'Find a Clip'. Below the header are four search criteria: 'Qualification' with a dropdown menu showing 'KS3', 'Standard' with a dropdown menu showing 'All', 'Topic' with a dropdown menu showing 'All', and 'Search' with a text input field. A blue arrow points from the text 'Select KS3' to the 'Qualification' dropdown menu. Another blue arrow points from the text 'Search by entering the Clip Number' to the 'Search' text input field.

Search by entering the **Clip Number**

Your time on MathsWatch topics is recorded on the website; your teacher will be able to see how much revision you have done on Mathswatch!

If you want to revise other topics, you can search for them by topic.

The table below consists of all topic you need to revise to be successful in your KAP5 assessment. Along with each topic title is the Maths Watch clip reference number and a checklist you can fill out before beginning revision.

Topic to revise	Maths watch clip number	I can do this well	More revision needed
Powers and Indices	N25		
Primes, multiples and factors	N10, N11		
Highest common factor and lowest common multiple	N31		
Linear sequences including finding the nth term using the nth term to find terms	A11		
Expanding double brackets	A8		
Factorise into single brackets	A9		
Factorising and solving quadratic equations	GCSE 157		
Probability tree diagrams	GCSE 175		
Venn Diagrams and set notation	P6		
Percentages	N24,N39		
Reverse percentages	GCSE 110		
Compound interest	GCSE 164		
Pythagoras	G30		
Right angled Trigonometry	G35		
Ratio	R5		
Averages and Range including from tables	S6,S7,S10		
Pie Charts	S9		
Two way tables	GCSE 61		
Angles in Polygons	GCSE 123		
Angles in Parallel Lines	GCSE 120		
Solving equations including brackets and fractions	A12, A19		
Solving Inequalities	A20		
Equations of Straight lines	A14		
Drawing quadratic graphs	A15		
Area of 2d shapes including circles	G20, G22		
Perimeter of 2d shapes including circumference	G22		
Volume of prisms	G25		
Surface area of prisms	G25		
Simplifying Algebraic expressions including expanding brackets	A7,		
Solving equations using angle facts	G13		