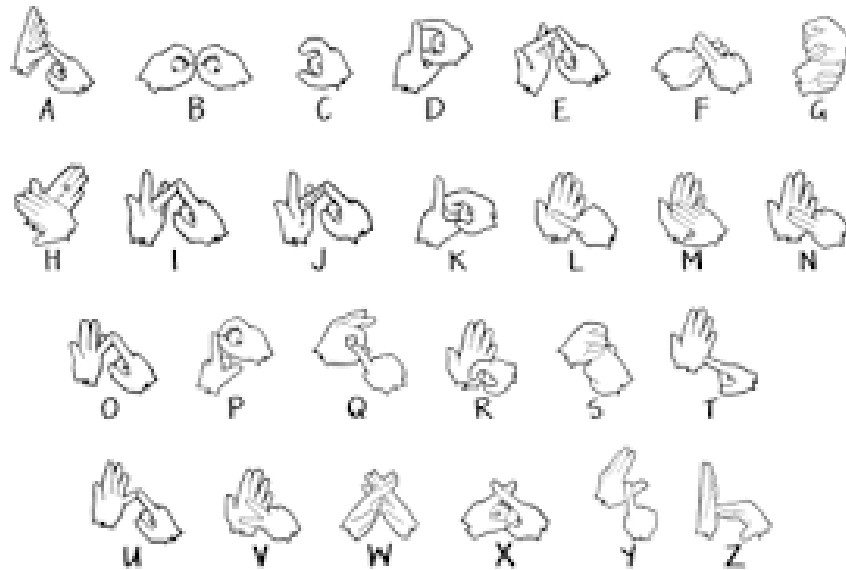


Do Now!

Using the post its provided,
list three barriers that
individuals may have
communicating with
others?


Today we are going to learn Makaton Alphabet



All students will be able to practice using the Makaton Alphabet

Most students will be able to use some Makaton Signing

Some students will be able to create a short story using elements of Makaton



Makaton Alphabet

► <http://www.youtube.com/watch?v=YR0k4XlwUG8>



Using the sheet provided - practice your name - demonstrate to your neighbour

Write a short sentence and sign using the Makaton alphabet - see if your neighbour can work out what you are trying to say.



Do Now! Recap

What do you remember from
Twinkle Twinkle little star

▶ <http://www.youtube.com/watch?v=BvOdAYeeY3c>



Colours

► <http://www.youtube.com/watch?v=Vdul-XlookU>



Task:



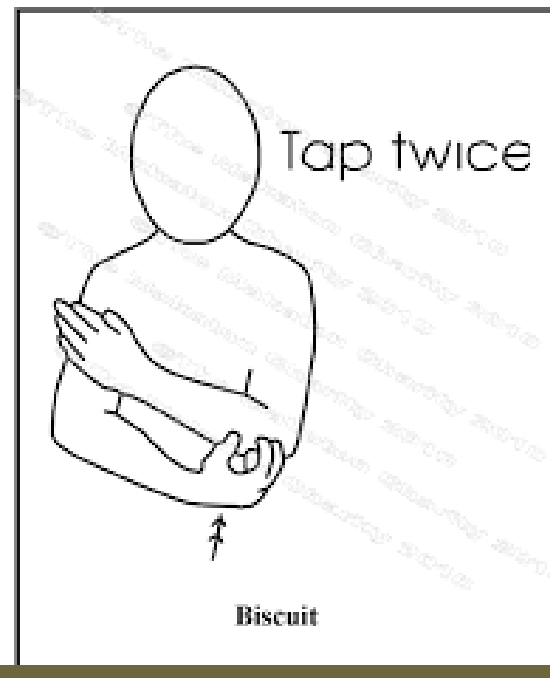
- ▶ Either create a short story/conversation using Makaton sign e.g We went to the farm and saw....

Or

- ▶ Re - create a nursery rhyme using Makaton sign

Makaton- How it assists development of communication in early years

- ▶ <http://www.youtube.com/watch?v=6FHDQbMYaaQ>



Plenary:

- ▶ What are the advantages of Makaton?
- ▶ What are the disadvantages of Makaton?
- ▶ How could a pre-school make this more effective for children?

Tuesday, 21 April 2020

Lesson Objective: to be able to communicate using finger sign language and basic Makaton