

GCSE SUBJECT SPECIFIC REVISION RESOURCE



Each subject has provided a selection of ideas, resources, websites etc.... that should be able to help you revise for them specifically. Hopefully providing you with better structure when you are spending time revising over the coming weeks and months.

GCSE Design and Technology

Seneca learning. Assignments will be set throughout but independent learning can also be done by following the AQA D&T course.

[GCSE Design and Technology - AQA - BBC Bitesize](#)

[THE NEW DESIGN AND TECHNOLOGY GCSE \(technologystudent.com\)](#)

[Grade 9-1 Design & Technology AQA Complete Revision & Practice \(with Online Edition\) | CGP Books](#)
(This can be purchased from school)

THE NEW DESIGN AND TECHNOLOGY GCSE

You should study simple gear trains to satisfy the course requirements. However, more detailed links have been added below, if you feel there is a need extend your own learning. A series of maths based questions and answers are also included, although these are unlikely to appear in the examination (according to the sample paper). www.technologystudent.com

GCSE Design and Technology - AQA - BBC Bitesize

Easy-to-understand homework and revision materials for your GCSE Design and Technology AQA '91' studies and exams. www.bbc.co.uk

OCR Engineering Manufacture

[ENGINEERING - DESIGN AND TECHNOLOGY \(technologystudent.com\)](http://technologystudent.com)

[GCSE Design and Technology - BBC Bitesize](#)

[GCSE Design and Technology - BBC Bitesize](#)

Exam board content from BBC Bitesize for students in England and Northern Ireland. Choose the exam specification that matches the one you study.

www.bbc.co.uk

Suitable revision aid:

Cambridge National in Engineering Manufacture Revision Guide and Workbook with Digital Access

ISBN: 9781009121910

GCSE Creative iMedia

This course comes with an exam element that you have studied for during these past 3 years. Your main source of revision materials can always be found in your Creative iMedia One note and Book.

Alongside that we offer to every student a set of the following:

R093 – Creative iMedia in the Media Industry Revision Guide.

R093 - Creative iMedia in the Media Industry Revision Workbook

R093 - Creative iMedia in the Media Industry Pocket Power Up

For Additional support you may want to take a look at the sites below to help:

R093 Quiz's - <https://quizizz.com/>

Topic 1 Theory Content (being expanded!) - <https://www.knowitallninja.com/lessons/traditional-media/>

Full videos on Exam content - <https://www.youtube.com/@Knowitallninjalearn>

Books that can be purchased - <https://www.hoddereducation.co.uk/subjects/ict/series-pages/level-1-level-2-cambridge-national-in-creative-ime>

GCSE Computer Science

CGP revision guide and book

Seneca

BBC bitesize

Educake

GCSE Drama

Go to the AQA GCSE Revision site. There is a vast amount of past papers to keep students busy with their revision for Component 1 (Written Exam).

<https://www.aqa.org.uk/subjects/drama/gcse/drama8261/assessment-resources>

Another great place to revise for Drama GCSE terminology and key concepts is BBC Bitesize.

<https://www.bbc.co.uk/bitesize/examspecs/zrnjwty>

For help developing practical performance skills, YouTube provides examples of both Component 2 and 3 performances to show best practise for performances.

<https://www.youtube.com/watch?v=1-b0LV1CDYY>

Also, the National Theatre website have several videos to show best practise for performing Components 2 and 3.

<https://www.youtube.com/watch?v=1RRc4tq2kpE>

Go to the GCSE Drama Teams and explore the past papers section for previous exemplar materials to prepare you for the GCSE examinations. Resources for: Blood Brothers, Section A and Live Theatre reviews.

Intervention Classes to support student-centred revision (starts: 15th September 2022)

Students are invited to attend weekly after school on **Thursdays until half term 3-4pm in E2** for support with Component 1, Live Theatre Review. **After half term**, drama intervention classes are available on **Wednesday 3-4pm in the hall or E2** for additional support with all aspects of written and practical examinations.

English Language

Your main source for revision materials is your class TEAM and your teacher but you may want to look at the sites below.

BBC Bitesize <https://www.bbc.co.uk/bitesize/examspecs/zpxh82p>

Eduqas - past papers https://www.eduqas.co.uk/qualifications/english-language-gcse/#tab_pastpapers

Eduqas resources <https://resources.eduqas.co.uk/Pages/ResourceByArgs.aspx?subId=11&lvlId=2>

FRENCH and GERMAN

Revising for WRITING

- Use the 'sentence builder' sheets in the vocabulary section of your file. Highlight 1 or 2 sentences from each grid and make flashcards to learn them off by heart. (Electronic copies of the grids are also available on the GCSE German revision Team under class materials)
- Use the quizlet sets from your homework over the course of years 9, 10 and 11. Ensure that you are translating INTO GERMAN/FRENCH. Do the 'test' activity and then use the * facility to select the phrases that you still need to learn. Now run through 'flashcards' and 'learn', then test yourself again!
- Use AVOCADOS (on green sheet(s) in the vocabulary section of your file).

Test yourself using Cover – Write – Check (translating from English INTO GERMAN/FRENCH). Tick off the words / phrases that you translated accurately, and make flashcards or a

quizlet set to learn the ones that you didn't know. AVOCADOS phrases are also on quizlet – search for GCSE German/French AVOCADOS.

- Read through the 'top tips' documents (on Teams under your class materials) to ensure that you understand exactly how the different parts of the writing exams work.

Revising for LISTENING AND READING

- Use www.quizlet.com. Use the AQA GCSE German/French sets under your class. Ensure that you are translating INTO ENGLISH. Do the 'test' activity and then use the * facility to select the vocab you still need to learn. Now run through flashcards and learn, then test yourself again!
- Use www.pearsonactivelearn.com.

Username = your school email address / Password = ChangeMe_ _ _ (unless you have changed it!) You don't have to wait for your teacher to set an assignment. You can select any topic (from the list on the left hand page) and complete the activities.

Revising for SPEAKING

- Use the sample role play and photo cards in the speaking section of your file (further examples are also on Teams under your class materials). Cover your model answers and see if you can recall how to respond to the tasks. Ask someone at home to read out the teacher role and practise answering, or record your answers and play them back to practise.
- Speak to your teacher for advice on how to prepare for the general conversation element of the speaking exam, as this will differ between classes. Ideas include recording yourself and listening back / learning question words / writing out answers to questions using the sentence builder grids in the vocabulary section of your file / practising agreeing and disagreeing and giving your opinion.
- Read through the 'top tips' documents (on the GCSE German revision Team under class materials) to ensure that you understand exactly how the different parts of the speaking exams work.

Additional websites:

- AQA GCSE German and French past exam papers are available here:
<https://www.aqa.org.uk/subjects/languages/gcse/german-8668/assessment-resources> <https://www.aqa.org.uk/subjects/languages/gcse/french-8658/assessment-resources> as well as on the GCSE German revision Team under class materials
<https://www.bbc.co.uk/bitesize/examspecs/zr8bmfr> (French)
<https://www.bbc.co.uk/bitesize/subjects/z8j2tfr> (German)

MATHS

Complete fortnightly Mathswatch assignments – commencing 11 th September
Work through past paper booklets – commencing in the New Year
Complete weekly 'compulsory' Sparx tasks – until Easter 2024
Work on Sparx XP and Target tasks – throughout Year 11
Work on Sparx 'Independent Learning' tasks – throughout Year 11
Use revision workbooks – either purchased last year or available to buy before the half term break
Use Pinpoint to follow up on mock topics requiring improvement – available before Christmas
Use flash cards – either purchased last year or available to buy before the half term break
Individual revision – tutoring, websites, exercise books, alternative resources – throughout Year 11
Lunchtime support in homework club every day of the week – throughout Year 11
TEAMS – support available from your class teacher - throughout Year 11
Attend after-school revision sessions – commencing in the New Year

Food Preparation and Nutrition

<https://senecalearning.com/en-GB/>

Go to the Food Preparation and Nutrition **EDUQAS** GCSE. There are units which cover the whole of the course and Exam type questions.

<https://www.bbc.co.uk/bitesize/subjects/zdn9jhv>

Great resources here covering the whole of the course. This includes short films and test yourself questions.

<https://www.bbc.co.uk/teach/class-clips-video/design-and-technology-gcse-food-preparation-andnutrition/zvjh8xs>

Nine short films covering Core Knowledge such as food labelling, food safety and food production.

<https://www.bbc.co.uk/teach/class-clips-video/design-and-technology-gastro-lab/znr6qp3>

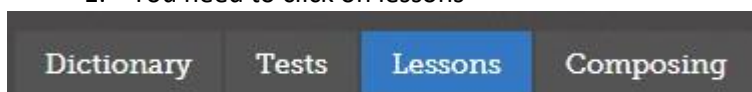
Gastro Lab films covering the five essential nutrients with a bit of food science thrown in!

GCSE Music

We study Eduqas GCSE Music. You have been given a revision booklet which contains knowledge organisers and key information on both set works.

Please also visit '*music first*' ('*focus on sound*') via the student links section on the school website.

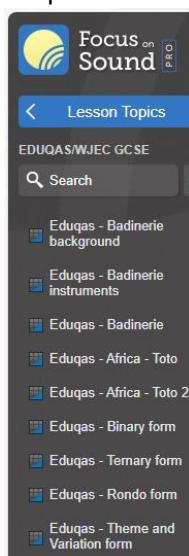
1. You need to click on lessons



2. Click on Eduqas



3. Chose what topic you would like to revise from the left-hand side. Watch the lesson and then complete the test at the end.



GCSE Geography Revision

We study the Edexcel A spec. All of the topic specifications can be found on the front of your booklets. But they are also available here: [Specification](#)

Your teacher will provide you with additional resources to help you revise but a great deal can be found on the Geography GCSE Revision Site that you are a member of. You will find a link to it in your class Team but also by clicking the image below.

Welcome to GCSE Revision

In each section you will find revision sessions alongside additional resources to help support your personal revision.

You study GCSE Geography Edexcel A.

Students sitting the **summer exams in 2023** will be questioned on the following:

Paper 1:
Weather and Climate
Ecosystems
UK Landscapes and Glaciation
Coasts

Paper 2:
Resources
Energy Resources

Paper 1

- Weather and Climate
- Ecosystems
- UK Landscapes and Glaciation
- Rivers

Revision Techniques

- Revision Techniques
- Past Papers
- Revision Resources

Paper 2

- Energy Resources
- Changing Cities
- Global Development (not 2022)

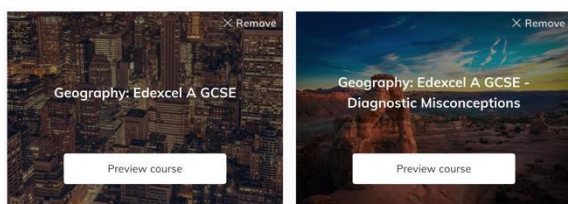
Paper 3

- UK Challenges
- Cities Fieldwork
- Rivers Fieldwork

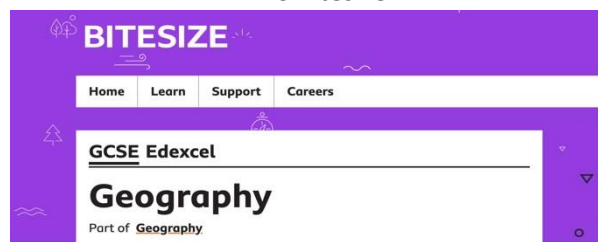
For additional Geography information and resources, we suggest the following websites. Please be mindful that they may include case studies that we have not taught you. Refer to your booklets if you are unsure.

Click on the images below for a link to the websites.

Seneca



BBC Bitesize



Internet Geography



Quizlet



History

What you have been given in school for revision:

- All your class notes booklets
- Your exercise books
- Revision workbooks - please ask if you would like a paper copy
- Support from any History teacher – please ask if you would like help – we are always on hand to give it!
- Revision checklists
- Assessment model answers – use these to see exam technique & knowledge

What you have on Teams for revision:

- Revision PowerPoints
- Digital copies of notes booklets
- Lesson PowerPoints if you want them
- Knowledge quizzes
- Practice questions
- Send any work you would like marking via Teams chat – your History teacher will be more than happy to give you feedback

Best tips to revise:

- Make a revision resource – mind maps, flash cards, notes, etc – DO NOT just read over the notes – make your own by summarising the knowledge.
- Use the notes booklets – all the answers are in there!
- Learn the key terminology e.g. numbers, places, people, events, etc.
- Continually test yourself using knowledge quizzes
- RAG rate each topic on your checklist– focus on the areas you are least confident on
- You have three *16-mark questions* to answer in total – you know the 5 options for Conflict & Tension, you know the themes in Power & the people and you know the topic for the Elizabeth I paper. Put plenty of revision in for these.

Other revision resources:

- If you would like to purchase any revision guides the best ones to buy are '*Oxford AQA GCSE History Revision Guides*' – available on Amazon
- BBC Bitesize for Elizabeth I topic
- <https://www.johndclare.net/> - a useful website for sources/interpretations and knowledge for Paper 1 - Conflict & Tension, and unit 1 & 2 of USA topic.
- You can find quizzes on each topic on Seneca, Quizlet and Kahoot.

GCSE OCR PE

Paper 1 : Physical Factors Affecting Performance	Applied Anatomy and physiology Skeletal system Muscular system Cardiovascular system	Respiratory system Aerobic and anaerobic exercise Short- and long-term effects of exercise
	Movement Analysis Lever systems	Planes and axes of rotation
	Physical Training Components of fitness Fitness tests	Principles of training Prevention of injury
Paper 2: Socio – cultural issues and sports psychology	Health, fitness and well-being Physical, social and emotional health	Diet and nutrition Hydration
	Sports psychology Characteristics of skilful movement Classification of skills	Goal setting Mental preparation Types of guidance Types of feedback
	Socio-cultural influences Physical activity and sport in the UK Participation in physical activity and sport	Commercialisation of sport Ethics in sport Drugs in sport Violence in sport

Suggested GCSE PE Revision Ideas and Support

1. Each student will begin to make revision material at the start of Y11 and weekly revision sessions after school on Wednesday will begin.
2. Each student has access to all our revision materials online via TEAMS. This section includes Topic videos, knowledge organisers, exam technique, planning and scaffolding QWC responses, practice examination questions and mark schemes, revision power points and lots more.
3. Students has FREE access to <https://senecalearning.com/en-GB/> This online revision tool is OCR specific and covers the syllabus with student friendly, interactive activities and also practice exam questions.
4. Students can also purchase the following recommended revision guide [https://www.hoddereducation.co.uk/subjects/sport-pe/products/14-16/my-revision-notes-ocr-gcse\(9-1\)-pe-third-edition](https://www.hoddereducation.co.uk/subjects/sport-pe/products/14-16/my-revision-notes-ocr-gcse(9-1)-pe-third-edition)
5. The Everlearner provides a FREE specific OCR revision page <https://pages.theeverlearner.com/2022ocr-gcse-pe-revision> that offers a revision video, notes, examination questions, mark schemes and model answers.
6. The BBC bitesize is also a comprehensive revision tool. <https://www.bbc.co.uk/bitesize/examspecs/ztrcg82>
7. A student friendly visual revision guide can also be purchased from GCSE simplified <https://gcsesimplified.co.uk/revision-guides>
8. Finally, two further websites that offer revision material and exam questions are www.revisionworld.com and www.s-cool.co.uk

SCIENCE

There is an amazing variety of different revision resources out there for science however, you must make sure you have the right ones! Always check that you are revising work for the correct exam board- here at Bishops we use AQA. Additionally, do check if you need to revise the separate sciences (GCSE Biology, GCSE Chemistry & GCSE Physics) or Combined science (GCSE Combined science- trilogy).

All members of the science department are happy to support you and will offer their time at lunchtime and breaks by arrangement. We also offer a science homework/ revision session, Wednesday lunchtime 1.15-1.45pm in S7. A structured programme of GCSE science revision classes will start after February half term. Details will be given to you and published on the school website nearer the time. They will be available for all pupils, after school 3.15-4.00pm You may be specifically requested to attend revision classes if the classroom teacher feels extra intervention is needed. Parents will be informed by letter or telephone if this is the case.

Science revision team

All Y11 pupils are members of a science revision team which is regularly updated by science staff. You can find on here digital copies of the exam board specification which we chunk in to booklets known as "What you need to Know" booklets. There is one available for each science unit. Also available are revision notes, summary maps, past exam papers & mark schemes and other revision resources for you to access. You can also ask questions within the chat which science staff will reply to. Individual class teachers may also post additional resources on your class teams.

Online resources

All year 11 pupils have a personalised log in to two superb resources, paid for by school. If you have forgotten your log in please ask your classroom teacher for a reset.

Kerboodle- www.kerboodle.com -Access to an online version of the textbooks used in school. Revision podcasts, summary sheets, interactive quizzes, sample exam questions.

Educake- www.educake.co.uk -an online science quizzing tool. Teachers can set you questions but you can also set yourself questions on any area of the science GCSEs. Other useful online revision sites <https://www.freesciencelessons.co.uk/> ; revision videos and workbooks.

<https://www.primrosekitten.com> ; revision videos and workbooks

<https://cognitoedu.org/home.html> ; revision videos and workbooks

<https://www.senecalearning.com> ; online revision tool

www.focuselearning.co.uk pupils can do virtual experiments to support in class practical work. Logins to be given out by class teacher.

Remember to also use your revision guides and ask your class teacher for help if you are unsure. Good luck!