


Blackpool Gateway Academy Remote Learning Overview
Nursery

Monday 1st March

Morning input.	RWI -	Writing: Talk for Writing
<p>Days of the week. Listen to : https://www.youtube.com/watch?v=3txOrvuXIRg</p> <p>Discuss what you do on each day? Eg. On Monday we come to school, Tuesday I play on my iPad, Wednesday it is PE etc....</p>	<p>Recap previous sounds madsti - Write Inc - Nur 1 - 'n'</p> <p>Read Write Inc - Nur 2 - 'a'</p> <p>Remember to say the rhyme when writing your sounds.</p> 	<p>Relook at the story of Jaspers beanstalk. Can you retell the story using your actions and map that we learnt last week?</p> <p>Can you ask your grown up to cut your map into sections and jumble them up. Can you remember the order of the story? Can you stick it back in the correct order? Can you talk about the order and use words such as; first, next then, last</p>
Maths - Longer and shorter	Dough Gym	
<p>Can I still... count objects and recognise numerals. Teacher to have a selection of objects in front of them 1-5. Chn to count then count altogether emphasizing 1:1 correspondence. Chn to then have a number fan and find the correct numeral.</p> <p>Input- Chn to begin using language to describe length. Show a tall tree, short pencil. Encourage 'this pencil is short, this pencil is short'er' and so on.</p> <p>-Teacher to have 2 objects - using cubes -measure how many cubes the object is. Which object is shorter? How do we know? -Discuss why that object is short '4 is smaller than 5' and so on.</p> <p>Demonstrate with some other objects.</p>	<p>Dough Disco is a great activity for helping us to develop our fine motor skills. It strengthens the muscles in our hands and develops our hand-eye co-ordination which will later enable us to hold a pencil correctly and use it effectively. These are essential skills that we need to later be able to write.</p> <p>https://www.youtube.com/watch?v=BOLR3pQt8zg&t=12s</p>	


Blackpool Gateway Academy Remote Learning Overview
Nursery

Tuesday 2nd March




Morning input -Topic DT	RWI	Writing: Talk for Writing
<p>Can you make your own beanstalk? How tall can you make it? You can make your beanstalk from bottles, boxes, lego, tubes etc...</p>	<p>Write Inc - Nur 1 - 'n' -Recap on previous sounds learnt - m,a,s,d,t,i Introduce new sound 'nnnn' net. Play n or net game. -Air write - 'down nobby and over his net'.</p> <p>Read Write Inc - Nur 2 - 'a' -Recap on previous sounds learnt - m Introduce new sound 'a,a,a' net. Play a or appleg game. -Air write - 'round the apple, down the leaf'.</p> 	<p>Can you retell the story using your actions and map? Discuss the ending of the story. Jasper is looking for giants. Hat would be at the top of your beanstalk?</p> <p>Can you draw a picture of what is at the top of your beanstalk and label it? Eg, fairy, unicorn, dinosaur, dragon etc...</p>
Maths	Speech	
<p>Can i still.... Recognise numicon. Show a piece of numicon - chn to use their fingers to hold up the amount. After say what the numeral is.</p> <p>Input - continue with encouraging chn to use the language shorter/ longer when describing length. Have different length beanstalks. Put the shorter beanstalk above the longer beanstalk and say that the shorter one is bigger because its above the beanstalk. See if the chn can explain why this is incorrect and why we need to measure from the same point. Give each child a short beanstalk and a long beanstalk. Higher chn - give 3 beanstalks. Can the show me the shorter one? Bigger one? Can they put them in order?</p>		

Blackpool Gateway Academy Remote Learning Overview
Nursery

Wednesday 3rd March-


Music	RWI	Writing: Talk for Writing
<p>Can you log in to Charanga and access Spring 2 lesson 2 'Our World' https://www.blackpoolmusicserviceinteractive.co.uk/c/1342303-ada-pled-for-covid-scheme/1342304-year-r/1346402-our-world/lessons/432759-our-world-step-1</p>	<p>Can you practise writing your sound in sand/ paint/ whiteboard or paper. Send me some photos for us to see.</p> <p>Read Write Inc - Nur 1 - 'n' Read Write Inc - Nur 2 - 'a'</p> <p>Remember to say the rhyme when writing your sounds.</p> 	<p>Can you retell the story using your actions and map? Can you look at the seed you planted last week? (if not look at the one we planted at school) Has anything started to grow? Can you write a sentence about the changes. If your seed has not started to grow why do you think this?</p>
Maths -	PE -Dance to rhymes	
<p>Can I still - recognise and name 2D shapes. Have a selection of flat shapes. How many sides does this shape have? How do we know it's a square? Etc.</p> <p>Main - give each chn a piece of paper and a selection of colours/ paint. Chn to have a few minute to make their own beanstalk by colouring or painting them. Once done - split the class into two groups and order the beanstalks together. Is this beanstalk longer or shorter than this one? Once ordered - which is the shortest? Which is the longest? How do we know.. Use beanstalks for display.</p>	<p>Log onto passport. Bring children to sit in front of teacher. Explain that you are going to read one or two Nursery Rhymes, and that they are going to come up with actions for certain words in the rhymes.</p> <p>Going to sing Hickory Dickory Dock (recap to our T4W).</p> <p>4 counts: Clock like arm action to show 'hickory dickory dock'.</p> <p>Teacher led stretches to encourage flexibility, extension and balance and posture.</p> <p>At the end of the session - ask if any chn would like to come and perform infront of the class.</p> <p>Take photos for evidence on passport!!</p>	

Thursday 4th March WORLD BOOK DAY

Morning input. Topic- creative	RWI	Writing: Talk for Writing
<p>Can you design your own plant pot? What colour will you use? Will you create a pattern? You can use resources that you have at home for example, an empty tin, jars, bottles, toilet rolls etc...? See the pictures below...</p> 	<p>Write Inc - Nur 1 - 'n' -Recap on previous sounds learnt - m,a,s,d,t,i Introduce new sound 'nnnn' net. Play n or net game. -Air write - 'down nobby and over his net'.</p> <p>Read Write Inc - Nur 2 - 'a' -Recap on previous sounds learnt - m Introduce new sound 'a,a,a' net. Play a or appleg game. -Air write - 'round the apple, down the leaf'.</p> <p style="color: blue;">Remember to say the rhyme when writing your sounds.</p> 	<p>Can you retell the story using your actions and map?</p> <p>Can you make your own puppets for the story and retell the story using them?</p>
Maths - Strand: Number 4	Speech Early Talk Boost Book	Wellbeing -
<p>I can still.... Explain which is the odd one out and why. Have 3 objects in the middle of the carpet. Chn to say which they think is the odd one out and why. Encourage talking and to give a reason. No right or wrong.</p> <p>Input - chn to thread some pasta onto pipe cleaners.. They have 1 minute (use a timer) to do so - if not long enough - do 2 mins. Who has the longest thread? Who has the shortest? How do we know?</p> <p>Then give some chn buttons to thread and some still to thread pasta. Again use timer and go.</p> <p>Compare buttons and pasta? AU - is it fair to measure pasta and buttons? Why not?</p> <p>Put all buttons together and compare and all pasta together and compare. Who has the shortest? Who has the longest?</p>		<p>Have you ever painted with a fork? You can create a beautiful picture using a fork and some paint. The more colours the better!</p> 

Blackpool Gateway Academy Remote Learning Overview
Nursery

Friday 5th March

PHSE - done	RWI	Writing: Talk for Writing
<p>Can you go for a walk during your daily exercise. What can you see? Can you see anything growing? What is happening to the trees? Can you take a pen and paper and record the things you can see?</p> <p>Challenge: Can you make a map of the journey you have been on and mark x on your map at the places you have found something?</p>	<p>Write Inc - Nur 1 - 'n' -Recap on previous sounds learnt - m,a,s,d,t,i Introduce new sound 'nnnn' net. Play n or net game. -Air write - 'down nobby and over his net'.</p> <p>Read Write Inc - Nur 2 - 'a' -Recap on previous sounds learnt - m Introduce new sound 'a,a,a' net. Play a or appleg game. -Air write - 'round the apple, down the leaf'.</p> 	<p>Can you ask your grown up to record you retelling the stroy. Remember you can use your puppets or story map to help you.</p> <p>Record and make notes for obs.</p>
Maths -	Mini Mash - Computing	Star of the week and story.
<p>Can I still ... build using the correct amount. Teacher to say a number and children to build a tower using the correct amount of cubes. Repeat with numbers to 5.</p> <p>Main - Class to split into two groups and go round two tables. Give the chn some dough each and encourage them to make two snakes. Which one is your shorter snake? Which is your longer snake? Then get two snakes from two different chn and compare.</p>	<p>Can you log on to purplemash. Can you visit the classroom? What activities will you choose?</p> <p>https://www.purplemash.com/login/</p>	