


Blackpool Gateway Academy Remote Learning Overview


Nursery

Monday 18th January

Days of the week/ morning input.	RWI	Writing: Talk for Writing
<p>Days of the week. -Join in with the song. It was Sunday yesterday - what day is it today? What day will it be tomorrow? What colour is our star?</p> <p>Input - Look at some photos of you as a baby and now and discuss what is different about you. -What can you do now that you couldn't do as a baby? -How have you changed? -What looks different about you? Get an adult in your house to find their baby photo - discuss how we were all babies once and that we all grow up.</p> <p>Send me some photos of you as a baby and your answer of what you can do now that you couldn't do when you were a baby- I would love to see them and we can build a whole class Nursery book.</p>	<p>Read Write Inc - Nur 1 - 'p' -Recap on previous sounds learnt - m,a,s,d,t,i,n. Introduce new sound 'p p p' - pencil, pizza, purse, pirate - show RWI images. Play p or pirate game. -Air write - 'down the plait, over the pirates face'.</p> <p>Read Write Inc - Nur 2 - 's' -Recap on previous sounds learnt - m,a Introduce new sound 's s s' - spider, snail, spring, snake - show RWI images. Play s or snake game. -Air write - 'slither down the snake'.</p> <p>Remember to say the rhyme when writing your sounds.</p> <div style="text-align: center;">  </div>	<p style="background-color: #00b050; color: white; padding: 2px;">JJ to upload after recording the lesson</p> <p>Today we are going to learn a new nursery rhyme. Can you guess what it could be? -Show a clock and a mouse. Hickory Dickory Dock. -Learn a new line each day. First line 'Hickory Dickory Dock' -Complete a story map.</p> <p>Can you make your own story map at home? Send me in some photos on dojo.</p>
Maths - Strand: Number 3	Dough Gym	Daily story
<p>Starter - I can count to 10 and back again.</p> <p>Input - all about the number 3. Recap numerals 1 and 2 - show me 1/ 2 fingers etc. -Number 3. Show me 3 fingers - different way of making 3. Recap numicon. Show numeral 3. Do 3 claps, count 3 objects. -Round your house/ classroom and find 3 things - pencils, lego bricks etc. https://vimeo.com/498017501</p>	<p>Last week I sent you the recipe to make your own play dough so hopefully you have done and it has worked. Dough Disco is a great activity for helping us to develop our fine motor skills. It strengthens the muscles in our hands and develops our hand-eye co-ordination which will later enable us to hold a pencil correctly and use it effectively. These are essential skills that we need to later be able to write. Join in with Down in the jungle!</p> <p>Dough dance/finger gym routine Down in the Jungle Nursery rhyme with playdough</p>	<p>Join in with Miss Steltham reading Runaway Peas https://vimeo.com/499629447</p>

Blackpool Gateway Academy Remote Learning Overview
Nursery



Tuesday 19th January

Days of the week/ morning input.	RWI	Writing: Talk for Writing
<p>Days of the week. -Join in with the song. It was Monday yesterday - what day is it today? What day will it be tomorrow? What colour is our star?</p> <p>Input - Look at the baby photo you had yesterday and ask an adult to find a photo of you when you were 1 year, 2 year, 3 years or now. Can you put yourself in the right order from you as a baby growing up? Under each photo you could try and write the numerals 1 and 2 telling us you were 1 years old and 2 years at the time.</p> <p>Look at the video of Miss Johnson as a baby growing up.</p>	<p>Read Write Inc - Nur 1 - 'p' -Recap on previous sounds learnt - m,a,s,d,t,i,n. -Recap on sound learnt yesterday - 'p p p' - pencil, pizza, purse, pirate -Air write - 'down the plait, over the pirates face'.</p> <p>Fred - oral blending. - Nur 1 'p' 'P' - 'p i n' 'p a t' 'p e g'</p> <p>Read Write Inc - Nur 2 - 's' -Recap on previous sounds learnt - m,a Introduce new sound 's s s' - spider, snail, spring, snake -Air write - 'slither down the snake'.</p> <p>-Fred - oral blending. Nur 2 's' 'S i t' 's u n' 's a m'</p> 	<p>JJ to upload after recording the lesson</p> <p>Recap yesterdays 1st line of our talk for writing. Hickory Dickory Dock.</p> <p>-Learn our second line today 'The mouse ran up the clock' - Show pic whilst doing so.</p> <p>-Complete a story map for second line. Recap both lines so far from the beginning following the story map.</p> <p>Can you continue with your story map at home? Send me in some photos on dojo.</p>
<p>Maths - Strand: Number 3</p>	<p>Speech - syllables</p>	<p>Daily story</p>
<p>Recap numbers 1 and 2. Watch the number block 3 video below and see if you can build something using 3 objects - you could bricks, blocks, lego. Send me some photos of what you have built. https://www.youtube.com/watch?v=Bkufsm9qiA</p>	<p>Join in with Miss Steltham learning all about syllables and clapping in with words. https://vimeo.com/497963538</p>	<p>Join in with Miss Johnson reading</p>


Blackpool Gateway Academy Remote Learning Overview

Nursery

Wednesday 20th January

Days of the week/ morning input.	RWI	Writing: Talk for Writing	
<p>Days of the week. -Join in with the song. It was Tuesday yesterday - what day is it today? What day will it be tomorrow? What colour is our star?</p> <p>Input - Can you tell me who lives in your house? Draw a picture of all the family members you live with - don't forget to include any animals!</p> <p>Miss Johnson lives with her Mum and has no pets. Miss Davis lives with her partner, son and 2 daughters. Miss Statham lives with her son. Mrs Raja lives with her daughter and granddaughter.</p> <p>Who do you live with? Maybe an adult can write who you live with or record a video telling me via dojo message or portfolio.</p> <div style="text-align: center;">  </div> <p>Miss Johnson with her Mum.</p>	<p>Read Write Inc - Nur 1 - 'p' https://schools.ruthmiskin.com/training/view/RcNykeL/IDul47zJ</p> <p>Read Write Inc - Nur 2 - 's' https://schools.ruthmiskin.com/training/view/W8Jp6vJl/FN2WXg4J</p> <div style="text-align: center;">  </div>	<p style="background-color: #00ffff; padding: 2px;">JJ to upload after recording the lesson</p> <p>Recap lines of our talk for writing. Hickory Dickory Dock.</p> <p>-Learn our third line today 'The clock struck 1' - Show pic whilst doing so. - Define struck.</p> <p>-Complete a story map for the third line. Recap lines so far from the beginning following the story map.</p> <p>Can you continue with your story map at home? Send me in some photos on dojo.</p>	
Maths - Strand: Number 3	PE	Music	Daily story
<p>Starter - guess the numicon when I tell you the colour.</p> <p>Input - numbers in the environment. This week, we have been learning about the number 3. Have a look around your house and see if you can find the number 3 - remote control/ telephone even when you're on your daily walk - house numbers? Numbers on wheelee bins/ number on buses/ numbers on car registrations etc. Watch Miss Johnson finding number 3 in the environment.</p>	<p>Today we are going to become hopping superstars! Send your videos to us for nonus Dojo Points</p> <p>Warm up Jelly Cat - Children have to stand and pretend they are made of jelly. Jumping cat - The children have to jump around on the spot. Sleepy cat - Children lie on the floor and pretend they are asleep. Runner Cat - Children run on the spot.</p>		<p>Join in with Miss Statham reading Runaway Peas https://vimeo.com/499629447</p>


	<p>Freeze Cat - Children have to stop immediately. Hot Cat - Children have to pretend that the floor is hot and children have to jump around to avoid the heat. Disco cat - Children dance around the area</p> <p>Hopping Get children to hop on the spot, forwards/backwards/sideways; turning in the air making a quarter turn/half turn/full turn; as quietly/noisily/quickly/slowly/softly as you can; as high as you can; as far as you can for distance. Get children demonstrating good hopping. Who is the best hopper at home?</p>		
--	---	--	--

Days of the week/ morning input.	RWI	Writing: Talk for Writing	
<p>Days of the week. -Join in with the song. It was Wednesday yesterday - what day is it today? What day will it be tomorrow? What colour is our star?</p> <p>Input - What would you like to be when you grow up? Have a little think about what you like to be when you grow up? Would you like to be a doctor, drive a truck, work in a shop, be a superhero and if you can tell us - why do you want that job?</p>	<p>Read Write Inc - Nur 1 - 'p' -Recap on previous sounds learnt - m,a,s,d,t,i,n. Recap new sound 'p p p' - pencil, pizza, purse, pirate -Air write - 'down the plait, over the pirates face'. -Demonstrate to write in sand using a paint brush. Have a go at writing it on paper etc. Fred talk words 'p a t' 'p o p' 'p u g'</p> <p>Read Write Inc - Nur 2 - 's' -Recap on previous sounds learnt - m,a -Recap new sound 's s s' - spider, snail, spring, snake -Air write - 'slither down the snake'. -Demonstrate to write in sand using a paint brush. Have a go a writing it on paper etc. Fred talk words 's a m' 's a t' 's i m'</p> <p>Remember to say the rhyme when writing your sounds.</p> 	<p>JJ to upload after recording the lesson</p> <p>Recap lines of our talk for writing. Hickory Dickory Dock.</p> <p>-Learn our fourth line today 'the mouse ran down' - Show pic whilst doing so. -</p> <p>-Complete a story map for the fourth line. Recap lines so far from the beginning following the story map.</p> <p>Can you continue with your story map at home? Send me in some photos on dojo.</p>	
Maths - Strand: Number 3	Speech Early Talk Boost Book	Physical game outdoors	Daily story
<p>Starter -what shape is this? Recap triangle, square, rectangle, circle.</p> <p>Input- Today we're going to count things that cannot be touched or moves. Eg - i'm going to do some claps - how many times do i clap? 1,2,3 - show numerals for these numbers. Complete a few times. -Then do clicks. -Then count using a drum/ tambourine. Can you play this game at home with an adult or your brother or sister?</p>	<p>Book 7 - Come and join in with Tizzy the Tiger. Listen to our Early Talk Boost story this week and join in with the game 'simon says'. https://vimeo.com/499629741</p>	<p>Come and join in with Miss Davis outdoors. Get a ball - big or small and lets bounce the ball and count up to 10 and beyond https://vimeo.com/497670775</p>	<p>Join in with Miss Davis reading ...</p>

Blackpool Gateway Academy Remote Learning Overview

Nursery

Friday 22nd January

Days of the week/ morning input.	RWI	Writing: Talk for Writing
<p>Days of the week. -Join in with the song. It was Thursday yesterday - what day is it today? What day will it be tomorrow? What colour is our star?</p> <p>Input - PSHE morning -lesson 10.See 3D PHSE book for plans.</p>	<p>Read Write Inc - Nur 1 - 'p' https://schools.ruthmiskin.com/training/view/RcNykell/IDu147zJ</p> <p>Read Write Inc - Nur 2 - 's' https://schools.ruthmiskin.com/training/view/W8Jp6vJI/FN2WXg4J</p> <p>Listening sounds - https://www.bbc.co.uk/sounds/play/p038hnsy -Listen to the rhythms and music and join in with the questions.</p> 	<p>JJ to upload after recording the lesson</p> <p>Recap lines of our talk for writing. Hickory Dickory Dock.</p> <p>-Learn our last line today 'Hickory Dickory Dock- Show pic whilst doing so. -</p> <p>-Complete a story map for the last line. Recap lines so far from the beginning following the story map.</p> <p>Can you finish your story map at home? Send me in some photos on dojo.</p>
Maths - Strand: Number 3	Bug club and Purple Mash	Daily story
<p>https://www.topmarks.co.uk/learning-to-count/teddy-numbers Join in with this game. Teddy is hungry and wants either 1,2,3,4 or 5 cakes. Can you give teddy the correct amount of cakes? Have a go and enjoy.</p>	<p>Have a look at these books on your bug club account. "There was a princess long ago" "Night to day"</p> <p>Looking at the front cover, talk about what you think may happen in the story. Look at the pictures - what do you think is happening? What do you think may happen next?</p> <p>Log onto mini mash</p>	<p>Join in with Miss reading Have a lovely weekend. Enjoy playing a game/ go for a walk/ watch a film/ bake - enjoy time with your child.</p>

