


Blackpool Gateway Academy Remote Learning Overview

Reception

Your phonics and handwriting activities are sent via ClassDojo and matched to the individual needs of your child. Remember to look daily at Blue, Orange, Purple and Yellow dojo pages.

Any problems please contact us on Dojo or log in to drop in sessions on google classrooms

Monday 18th January

| RWI | Writing: Talk for Writing | Maths - Strand: Number Topic Number bonds to 10 |
|---|---|--|
|  <p>Everyday a link will be sent home to you via your coloured Dojo group</p> | <p>We are continuing our story of 'Mouse's Adventure' this week.</p> <p>Can you read the story using your actions and story map. Can you read the letter below from bee and have a go at making your own fruit hedgehog! Remember to send in your photos! Challenge: can you write a list of the fruit you have used?</p> | <p>Today we are going to investigate which numbers when added together make 10.</p> <p>We call these number bonds to 10.</p> <p>Can I still Count back from 10 to 1</p> <p>Give your child 10 bricks. Can they build Numberblock 10? Ask them to split it into 2 parts. So for example they would have 9 bricks and 1 brick, rebuild 10. Can they split them another way? (8 and 2) How many ways can they split Numberblock 10?</p> <p>Send your pictures on portfolios or on messages</p> |
| <p>Remember to say your handwriting rhymes</p> <p>Send your pictures on portfolios/messages - for Dojo points</p> | | <p>https://www.bbc.co.uk/iplayer/episode/b08q3zx7/numberblocks-series-2-blast-off</p> |
| <p>Topic - History - My family</p> | | <p style="text-align: center;">Dough Disco</p> |
| <p>Look at a selection of family photographs and discuss the changes over time. ○ Show your child a photograph of them as a baby, a 1 year old, a 2 year old. What could they do at that age? What can they do now that they couldn't do then? ○ Look at a picture of a family member as a baby (this could be parents, siblings). Discuss how everyone was a baby once. ○ Are there any black and white photographs? Why are these photographs black and white? Do they show older family members when they were younger? Talk about how life was different then.</p> <p>Write a list of things you can do now that you could not do when you were a baby.</p> | | <p>Dough Disco is a great activity for helping us to develop our fine motor skills. It strengthens the muscles in our hands and develops our hand-eye co-ordination which will later enable us to hold a pencil correctly and use it effectively. These are essential skills that we need to later be able to write.</p> <p>Dough dance/finger gym routine Down in the Jungle Nursery rhyme with playdough</p> |

Blackpool Gateway Academy Remote Learning Overview
Reception

Your phonics and handwriting activities are sent via ClassDojo and matched to the individual needs of your child. Remember to look daily at Blue, Orange, Purple and Yellow dojo pages.


Tuesday 19th January

| | | |
|---|---|---|
| RWI | Writing: Talk for Writing | Maths - Strand: Number Topic Number bonds to 10 |
|  <p>Everyday a link will be sent home to you via your coloured Dojo group</p> | <p>Can you read the story using your actions and story map.</p> <p>Activity: Mouse's favourite colours are green, brown and orange. Can you go on an adventure around your house and in your garden and find as many items as you can that are those colours? Can you have a go at using 'Fred Talk' to write down the items that you have found. Can you talk to your grown up about your favourite colours and explain why you like them.</p> <p>Send us photos or videos on Dojo for your Dojo points.</p> | <p>Can I still Jump 5 times, clap 3 times, pat head 7 times. Draw the pairs of number blocks that make 10. 9 and 1, 8 and 2 etc. Encourage your child to say the number sentence. <i>For example, 9 and 1 make 10</i></p> <p>Or use the Numberblocks on support document file. Cut out and match Numberblocks to make 10. Remember to send photos on portfolios for your Dojo points</p> |
| <p>Remember to say your handwriting rhymes</p> <p>Send your pictures on portfolios/messages - for Dojo points</p> | | <p><u>Link to NumberBlock Blast Off episode</u> <u>https://www.bbc.co.uk/iplayer/episode/b08q3zx7/numberblocks-series-2-blast-off</u></p> |
| Topic - My family | | Computing |
| <p>Draw a family tree- How does your family link together? Can your child draw out their family members and link them together using lines?</p>  | | <p>Can you log on to purplemash. Can you enter 'mini mash' and explore the classroom and complete some of the challenges set in the different areas?</p> <p><u>https://www.purplemash.com/login/</u></p> |

Blackpool Gateway Academy Remote Learning Overview
Reception

Your phonics and handwriting activities are sent via ClassDojo and matched to the individual needs of your child. Remember to look daily at Blue, Orange, Purple and Yellow dojo pages.


Wednesday 20th January

| | | |
|--|--|--|
| RWI | Writing: Talk for Writing | Maths - Strand: Number Topic Number bonds to 10 |
|  <p>Everyday a link will be sent home to you via your coloured Dojo group</p> | <p>Can you read the story using your actions and story map.</p> <p>Can you read the following riddles with your child. Can they guess what animal it is? Why do you think this? Could it be any other animal? Can you draw the animals that you think they are and label them?</p> | <p>Farmer Pete Number bonds to 10</p> <p>Join in with the song. How many number bonds could you remember?</p> |
| <p>Remember to say your handwriting rhymes</p> <p>Send your pictures on portfolios/messages - for Dojo points</p> | | <p>Link to NumberBlock Blast Off episode</p> <p>https://www.bbc.co.uk/iplayer/episode/b08q3zx7/numberblocks-series-2-blast-off</p> |
| PE | | Music |
| <p>Today we are going to become hopping superstars! Send your videos to us for nonus Dojo Points</p> <p>Warm up</p> <p>Jelly Cat - Children have to stand and pretend they are made of jelly.</p> <p>Jumping cat - The children have to jump around on the spot.</p> <p>Sleepy cat - Children lie on the floor and pretend they are asleep.</p> <p>Runner Cat - Children run on the spot.</p> <p>Freeze Cat - Children have to stop immediately.</p> <p>Hot Cat - Children have to pretend that the floor is hot and children have to jump around to avoid the heat.</p> <p>Disco cat - Children dance around the area</p> <p>Hopping</p> <p>Get children to hop on the spot, forwards/backwards/sideways; turning in the air making a quarter turn/half turn/full turn; as quietly/noisily/quickly/slowly/softly as you can; as high as you can; as far as you can for distance. Get children demonstrating good hopping. Who is the best hopper at home?</p> | | <p>We are continuing our learning using our bodies as percussion. Watch this video The Percussion Show</p> <p>Ask your child to think of as many ways as they can to make sounds using their bodies, for example, clapping, tapping, stamping, vocalising, clicking and popping.</p> |

Blackpool Gateway Academy Remote Learning Overview
Reception

Your phonics and handwriting activities are sent via ClassDojo and matched to the individual needs of your child. Remember to look daily at Blue, Orange, Purple and Yellow dojo pages.



Thursday 21st January

| RWI | Writing: Talk for Writing | Maths - Strand: Number Topic Number bonds to 10 |
|---|--|--|
|  <p>Everyday a link will be sent home to you via your coloured Dojo group</p> | <p>Can you read the story using your actions and story map.</p> <p>Read the riddles again from yesterday. Ask the children to think of their own animal. Encourage them to describe it and think about where it lives and what it can do. Can they write some clues down, can you send in your riddle so that we can have a go at working out what animal you have chosen!</p> | <p>Can I still ... Count forwards and backwards to 10</p> <p>Using tens frame (in document pack) can you show all the number bonds on here. Challenge yourself to say the addition number sentences.</p> |
| <p>Remember to say your handwriting rhymes Send your pictures on portfolios/messages - for Dojo points</p> | | <p><u>Link to NumberBlock Blast Off episode</u> <u>Interactive Tens Frame</u></p> |
| <p>Topic - My family</p> | | <p>Fine Motor Skills</p> |
| <p>Do a picture survey of the people in your house. How many family members have blonde/ brown/ black/ red hair? Can you record this with pictures? How many people have blue/ brown/ green eyes?</p> | | <p>Watch and join in with this videoe https://www.youtube.com/watch?v=N6kPcQSSsFY&t=44s</p> |

Blackpool Gateway Academy Remote Learning Overview
Reception

Your phonics and handwriting activities are sent via ClassDojo and matched to the individual needs of your child. Remember to look daily at Blue, Orange, Purple and Yellow dojo pages.

Friday 22nd January

| | | |
|--|---|--|
| RWI | Writing: Talk for Writing | Maths - Strand: Number Topic Number bonds to 10 |
|  <p>Everyday a link will be sent home to you via your coloured Dojo group</p> | <p>Can you read the story using your actions and story map.</p> <p>Can you read the letter from Bee below to your child. Can you go on an adventure around your house and find some items that are: wet, dry, soft, hard, prickly and smooth.</p> <p>Can you write down some of the objects you have found and label them with the following words:</p> <p align="center">wet dry soft hard prickly smooth</p> | <p>Can I still Count back from 10 to 1 and then from 1 to 10</p> <p>Play Save the Whale games</p> |
| <p>Remember to say your handwriting rhymes Send your pictures on portfolios/messages - for Dojo points</p> | | <p><u>Link to NumberBlock Blast Off episode</u></p> |
| Topic - My family | | PHSE |
| <p>Sort out the clean clothes. Who do they belong to? Can they deliver them to the right place in the house? Pair up socks. Can they match the patterns/ colours? Can they count in twos to work out how many there are all together? Peg clothes on the airer (this will support children to develop hand strength which will impact on their writing).</p>  <p>Send your photos on ClassDojo for points. And remember points make prizes!</p> | | |

| | |
|--|--|
| | |
|--|--|