


Blackpool Gateway Academy Remote Learning Overview
Reception

Your phonics and handwriting activities are sent via ClassDojo and matched to the individual needs of your child. Remember to look daily at Blue, Orange, Purple and Yellow dojo pages.

Any problems please contact us on Dojo or log in to drop in sessions on google classrooms


Monday 1st March

RWI	Writing: Talk for Writing	Maths - Strand: Length
 <p>Everyday a link will be sent home to you via your coloured Dojo group</p>	<p>Can you retell the story using your actions and map? Can you ask your grown up to cut your map into sections and jumble them up. Can you remember the order of the story? Can you stick it back in the correct order? Can you talk about the order and use words such as; first, next then, last</p>	<p>Can I still... say one more of a given number.</p> <p>Input- Chn to begin using language to describe length. Show a tall tree, short pencil. Encourage 'this pencil is short, this pencil is short'er' and so on.</p> <p>-Teacher to have 2 objects - using cubes -measure how many cubes the object is. Which object is shorter? How do we know? -Discuss why that object is short '4 is smaller than 5' and so on. Demonstrate with some other objects.</p> <p>Challenge: chn to find some objects and measure them with cubes and say which is taller and which is shorter.</p>
<p>Remember to say your handwriting rhymes</p> <p>Send your pictures on portfolios/messages - for Dojo points</p>		
<p>Topic -</p>	<p align="center">Dough Disco</p>	
<p>Talk about the weather we had at the weekend. Talk about Spring. Was it warmer? Do you prefer the weather we have in wWinter or Spring, why? Listen to the season song: https://www.youtube.com/watch?v=8ZjpI6fgYSY What do you think happens in Spring? Talk to your grown up. Talk about what plants need to grow? Can you remember? What should we start to see in the parks and fields?</p>		<p>Dough Disco is a great activity for helping us to develop our fine motor skills. It strengthens the muscles in our hands and develops our hand-eye co-ordination which will later enable us to hold a pencil correctly and use it effectively. These are essential skills that we need to later be able to write.</p> <p>https://www.youtube.com/watch?v=BOLR3pQt8zg&t=12s</p>

Blackpool Gateway Academy Remote Learning Overview
Reception

Your phonics and handwriting activities are sent via ClassDojo and matched to the individual needs of your child. Remember to look daily at Blue, Orange, Purple and Yellow dojo pages.


Tuesday 2nd March

RWI	Writing: Talk for Writing	Maths - Strand: Length
 <p>Everyday a link will be sent home to you via your coloured Dojo group</p>	<p>Can you retell the story using your actions and map? Discuss the ending of the story. Jasper is looking for giants. What would be at the top of your beanstalk?</p> <p>Can you draw a picture of what is at the top of your beanstalk and label it? Eg, fairy, unicorn, dinosaur, dragon etc...</p>	<p>Can I still.... Count forwards and backwards to 10 and 20.</p> <p>Continue with encouraging chn to use the language shorter/ longer/taller etc when describing length. Have different length beanstalks (or objects if at home). Put the shorter beanstalk/object above the longer beanstalk and say that the shorter one is bigger because it's above the beanstalk. See if the chn can explain why this is incorrect and why we need to measure from the same point. Children then order their beanstalks/objects from the shortest to the tallest.</p>
<p>Remember to say your handwriting rhymes</p> <p>Send your pictures on portfolios/messages - for Dojo points</p>		
Topic - Creative		Computing
<p>Can you design your own beanstalk and put your drawing from this morning at the top? You can paint one or draw one? Would you have a green beanstalk? Would you have a glittery one? Or a rainbow one?</p>		<p>Can you log on to purplemash. Can you visit the classroom? What activities will you choose?</p> <p>https://www.purplemash.com/login/</p>

Blackpool Gateway Academy Remote Learning Overview
Reception

Your phonics and handwriting activities are sent via ClassDojo and matched to the individual needs of your child. Remember to look daily at Blue, Orange, Purple and Yellow dojo pages.

Wednesday 3rd March


RWI	Writing: Talk for Writing	Maths - Strand: Length
 <p>Everyday a link will be sent home to you via your coloured Dojo group</p>	<p>Can you retell the story using your actions and map?</p> <p>Think about our return to school next week. What are you looking forward to most? Who are you excited to see? What area in our classroom will you complete challenges first?</p> <p>Can you write a sentence about returning to school next week?</p>	<p>Shorter lesson - Can I still ... sort numbers into odd and even and explain why they are odd or even.</p> <p>Children to go on to complete the interactive length game: https://www.topmarks.co.uk/early-years/lets-compare</p> <p>n</p>
<p>Remember to say your handwriting rhymes</p> <p>Send your pictures on portfolios/messages - for Dojo points</p>		
PE		Music
<p>Brief discussion about last weeks' lesson - recap the circus roles and the movements we made. Read the poem a line at a time, at the end of each line or verse, get the children to experiment with movement. Can you think of some actions to go with the poem?</p> <p>Listen to some circus music : https://www.youtube.com/watch?v=6HV1B2CpAaQ can you put some of the move you thought of above to some music? Can you sequence your movements and make a patters? Eg. gallop, hop, gallop, hop etc...</p> <p>Cool down activity. Teacher led stretches to encourage flexibility, extension and balance and posture</p>		<p>Can you log in to Charanga and access Spring 2 lesson 2 'Our World'</p> <p>https://www.blackpoolmusicserviceinteractive.co.uk/c/1342303-adapted-for-covid-scheme/1342304-year-r/1346402-our-world/lessons/432759-our-world-step-1</p>


<p>The Circus</p> <p>Hey, there! Hoop-la! the circus is in town! Have you seen the elephant? Have you seen the clown? Have you seen the dappled horse gallop round the ring? Have you seen the acrobats on the dizzy swing? Have you seen the tumbling men tumble up and down? Hoop-la! Hoop-la! the circus is in town!</p> <p>Hey, there! Hoop-la! Here's the circus troupe!</p> <p>Here's the educated, dog jumping through the hoop. See the lady Blondin with the parasol and fan, The lad upon the ladder and the india-rubber man. See the joyful juggler and the boy who loops the loop. Hey! Hey! Hey! Hey! Here's the circus troupe!</p>	

Blackpool Gateway Academy Remote Learning Overview
Reception

Your phonics and handwriting activities are sent via ClassDojo and matched to the individual needs of your child. Remember to look daily at Blue, Orange, Purple and Yellow dojo pages.

Thursday 4th March


RWI	Writing: Talk for Writing	Maths - Strand: Number Topic Odds and evens
 <p>Everyday a link will be sent home to you via your coloured Dojo group</p>	<p>WORLD BOOK DAY!</p> <p>Can you retell the story using your actions and map?</p> <p>Can you make your own puppets for the story and retell the story using them?</p>	<p>Can I still - recognise and name 2D shapes. Have a selection of flat shapes. How many sides does this shape have? How do we know it's a square? Etc.</p> <p>Children to draw a selection of different sized beanstalks. Can they make comparisons about their beanstalks. Can they then put them in height order. Can they describe their beanstalks using words such as; taller, shorter, tallest etc...</p>
<p>Remember to say your handwriting rhymes Send your pictures on portfolios/messages - for Dojo points</p>		

Topic - Creative	Story time
<p>Can you design your own plant pot? What colour will you use? Will you create a pattern? You can use resources that you have at home for example, an empty tin, jars, bottles, toilet rolls etc...? See the pictures below...</p> 	<p>Can you choose one of your favourite stories and read it with your grown up? Talk about the title, pictures, blurb and illustrator.</p>

Blackpool Gateway Academy Remote Learning Overview
Reception

Your phonics and handwriting activities are sent via ClassDojo and matched to the individual needs of your child. Remember to look daily at Blue, Orange, Purple and Yellow dojo pages.

Friday 5th March

RWI	Writing: Talk for Writing	Screen Free Time
 <p>Everyday a link will be sent home to you via your coloured Dojo group</p>	<p>Can you ask your grown up to record you retelling the stroy. Remember you can use your puppets or story map to help you.</p>	<p>Can I still ...</p> <p>Using counters (if at home you could use pasta, lego bricks, shoelaces etc...) can you measure 3 of your favourite toys. Which of your toys is the tallest/shortest? How much taller is ... to this? How do you know? Model how we measure an object and where we start from.</p>
<p style="background-color: #ffeb3b;">Remember to say your handwriting rhymes</p> <p>Send your pictures on portfolios/messages - for Dojo points</p>		

Topic - Communication	PHSE - Screen free time
-----------------------	-------------------------

Can you go for a walk during your daily exercise. What can you see? Can you see anything growing? What is happening to the trees? Can you take a pen and paper and record the things you can see?

Challenge: Can you make a map of the journey you have been on and mark x on your map at the places you have found something?

Have you ever painted with a fork? You can create a beautiful picture using a fork and some paint. The more colours the better!

