



**Challenges explained- each lesson has a Bronze, Silver or Gold task. Please choose one to complete for each lesson.**

Bronze star challenges provide more support and help when needed.

Silver star challenges are for children working within their age group.

Gold star challenges give an extra challenge to show deeper understanding.

*If you need any support, please contact us on DOJO/Google Classrooms and we will get back to you as soon as possible*

**Monday 22nd February**

**30mins**

**Writing: Diary Entry: 1 hour**

**Maths - Money: 1 hour**

Complete your TT Rockstars sessions that have been set for the week.

Read a book on Bug Club.



To write an invitation with support.



To write an invitation independently.



To write an invitation using technical vocabulary.

Read the new text for this topic 'Jungle Log' ([resources document page 1](#)). Research party invitations and think about the important details you need to include. Create your own invitation to a jungle party.



To match coins to their values.



To add values and identify how much money is represented.



To identify different combinations of notes and coins needed to pay for 2 different items.

**Related/helpful Links:**

Link to WRM video: <https://vimeo.com/497345587>

Watch the live lesson/video and then complete the worksheet ([resources document page 2-3](#)).

**History: 1 hour**

**Music: 30 mins**



**LO:I am learning to know and understand significant aspects of history.**

To describe events from The Greek Empire.



To use a timeline to set out the rise of the Greek Empire.



To say what special events happened on a timeline in the Greek Empire.

Children to complete the map of the Greek Empire and then using the pictures, create a timeline on a piece of paper with dates and pictures ([resources document page 4](#))

**Related/helpful Links:** <https://www.bible-history.com/maps/05-greek-empire.html>



**Charanga - The Dragon Song - Step 2**

To find the pulse with support.



To find the pulse independently.



To identify musical instruments within a piece of music.

Tuesday 23rd February

Vipers- Text: Jungle Log: 30 mins

Writing: Diary Entry: 1 hour

Maths - Money: 1 hour



LO: I am learning to explain the meaning of new words

- To find the meaning of new words with support.
- To explain the meaning of new words in context.
- To use new words in a different context.



LO: I am learning to participate in performances.

- To participate with support.
- To participate independently.
- To participate and use specific vocabulary.



LO: I am learning to convert pounds and pence.

- To use concrete resources and pictorial support.
- To convert pounds and pence independently.
- To use word numbers to convert.

Read through the text 'Jungle Log' ([resources document page 1](#)). Highlight any words you don't understand the meaning of. Then use a dictionary to find the meaning of the words. Can you use these new words in a sentence?

Related/helpful Links:

Watch this video to help you explore unfamiliar words. <https://www.bbc.co.uk/bitesize/articles/z4ms6g8> When you've watched it, see if you can apply the tips to the words you are unsure about in our text.

Read the text 'Jungle Log'. Create your own actions to remember the sentences in the story ([resources document page 1](#)). Using the actions, retell the story to someone you live with.

Related/helpful Links:

Link to WRM video: <https://vimeo.com/497942634>

Watch the live lesson/video and then complete the worksheet ([resources document page 5-6](#)).

Science: 1 hour

PSHE: 30 minutes



LO: I am learning to investigate the way in which water is transported within plants.

- To plan and set up an experiment in a small group.
- To predict how a plant will change based on what we know.
- To predict how a plant will change based on what we know and present their ideas clearly.

LO: I am learning to recognise ways to communicate and how to communicate clearly.

Create a mind map to show all the different ways people communicate today and then compare this to a time before electronics. How did people communicate then?

Use the Braille and Morse Code sheets to create your own secret messages. Can someone in the house decode your messages? ([resources document page 7-8](#)).

Join in a live lesson with Miss Collier directly from Y3!

OR

Imagine you are water! Write a diary entry to explain your journey through plants. Use this website to help you - <https://www.bbc.co.uk/teach/class-clips-video/science-ks1-ks2-ivys-plant-workshop-how-does-water-get-from-the-roots-to-the-leaves/zdtfjh>

Wednesday 24th February

**Vipers- Text: Jungle Log: 30 mins**

**Writing: Diary Entry: 1 hour**

**Maths - Money: 1 hour**

**LO: I am learning to make inferences and predictions about the text**



To ask and answer questions with support.



To ask and answer questions independently.



To justify my answers using quotes from the text.

**LO: I am learning to use conjunctions to express time and cause.**



To use time conjunctions in sentences with two short clauses.



To use time conjunctions in sentences with two expanded clauses.



To use time conjunctions in multi-clause sentences.

**LO: I am learning to add amounts of money.**



To use concrete resources.



To use pictorial support.



To reason and problem solve.

Read through the text and write down questions which you would ask the main character ([resources document page 1](#)).

Read the text 'Jungle Log'. Use your actions from yesterday to retell the story ([resources document page 1](#)).  
Use this website to explain conjunctions used to express time and cause <https://dictionary.cambridge.org/grammar/british-grammar/conjunctions-time>  
Select 5 of the conjunctions and create your own sentences.

**Related/helpful Links:**

Link to WRM video: <https://vimeo.com/498286318>

Watch the live lesson/video and then complete the worksheet ([resources document page 9-10](#)).

**Computing: 1 hour**

**French: 30 mins**

**LO: I am learning about different methods of communication.**



To list methods of communication.



To be able to highlight advantages and disadvantages of different communication methods



To explain how communication has changed over time

Log in to your purple mash, and open your 2do called 'Methods of Communication.'  
Click on one of the nodes that says method, a pencil will appear, you can then remove the word and add a communication method.  
Next think about what is good and what is bad about each method, and add these to the advantage or disadvantage nodes, using the pencil icon.

**LO: I am learning the names of types of weather in french.**



To orally recite weather words



To recognise and orally recite weather words.



To orally recite and to begin to write some weather words

Click on the link below to learn about French weather words, practise saying the words - <https://www.french-games.net/frenchlessons?topic=World%20-%20weather&level=primary>  
Draw today's weather and label it, you can take a picture and upload it.  
Challenge. Create some weather symbols for different weather and label in French.

Thursday 25th February

Vipers- Text: Jungle Log: 30 mins

Writing: Diary Entry: 1 hour

Maths - Money: 1 hour

- ★ LO: I am learning to explain the meaning and retrieve key information from the text.
- ★ To retrieve and copy key parts of the text with support.
- ★ To retrieve and copy key parts of the text independently.
- To create my own explanations.

- ★ LO: I am learning to use the past tense correctly.
- ★ To identify past progressive tense with support.
- ★ To identify past progressive tense independently.
- ★ To identify past progressive tense independently with multiple verbs and conjunctions.

- ★ LO: I am learning to subtract amounts of money.
- ★ To use concrete resources.
- ★ To use pictorial support.
- ★ To reason and problem solve.

Read the text ([resources document page 1](#)).  
Find and copy a quote that tells me...

1. The man got up early.
2. The yellow flowers smelt nice.
3. The trees are very big.
4. It gets dark early.

Read the text 'Jungle Log'. Use your actions from yesterday to retell the story ([resources document page 1](#))  
Use this video to learn about the past progressive tense - <https://www.youtube.com/watch?v=k4bXBYSTI9A>  
Complete the worksheet ([resources document page 11](#)).

Related/helpful Links:  
[Link to WRM video: https://vimeo.com/498297373](https://vimeo.com/498297373)  
Watch the live lesson/video and then complete the worksheet ([resources document page 12-13](#))

PE: 45 minutes

DT: 45 minutes

- ★ LO: I am learning to use the correct technique to start a sprint race.
- ★ To look at the finish point.
- ★ To demonstrate the starting position correctly and react quickly.
- ★ To keep low and accelerate powerfully in the first 10m.

- ★ LO: I am learning to understand pneumatics.
- ★ To draw and label a simple pneumatic system.
- ★ To be able to describe a pneumatic system.
- ★ To explain a pneumatics system.
- Read the PowerPoint slides and complete the activities ([resources document page 14-15](#)).

Research the correct technique to start a sprint race. Practice using this and challenge someone in your house to a race.  
Challenge - Can you create a game or activity which involves sprinting?


Friday 26th February


Vipers- Text: Jungle Log: 30 mins

Writing: Diary Entry: 1 hour

Maths - Money: 1 hour


 LO: I am learning to summarise the ideas from the text.


 To create a story map with support.


 To create a story map independently.

To create a story map with descriptions.


LO: I am learning to use the past tense correctly.


 To rewrite sentences in the past progressive tense using words that are phonetically decodable.


 To rewrite sentences in the past progressive tense using regular verbs.

 To rewrite sentences in the past progressive tense using regular and some irregular verbs.

LO: I am learning to give change using manageable amounts.

 To role play with support.

 To role play independently.

 To be able to say whether the change given is correct or not.

Read the text ([resources document page 1](#)).

Create a story map to retell the story of 'Jungle Log'.

Read the text 'Jungle Log'. Use your actions from yesterday to retell the story ([resources document page 1](#))

Use this video to learn about the past progressive tense - <https://www.youtube.com/watch?v=k4bXBYSTI9A>

Convert the sentences into the past progressive tense ([resources document page 16](#)).

Related/helpful Links:

Link to WRM video: <https://vimeo.com/499227948>

Watch the live lesson/video and then complete the worksheet ([resources document page 17-18](#)).

SCREEN FREE AFTERNOON

Pick one of the activities for 5 dojos and send to Mrs Ferguson!