

Blackpool Gateway Academy Remote Learning Overview

Year 2



Challenges explained- each lesson has a Bronze, Silver or Gold task. Please choose one to complete for each lesson.

Bronze star challenges provide more support and help when needed.

Silver star challenges are for children working within age group.

Gold star challenges give extra challenge to show deeper understanding.

If you need any support, please contact us on DOJO/Google Classrooms and we will get back to you as soon as possible

Monday 22nd February

Phonics and Reading - 30mins

Writing: Alfie's star 1 hour

Maths - Multiplication and division 1 hour

LO: I am learning to make inferences.

To be able to make simple inferences.

To answer questions using the text.

To be able to make detailed inferences.



LO: I am learning to answer questions.

To answer questions with adult support.

To answer questions using the text.

To be able to explain my answers.



LO: I am learning to interpret pictograms.

To interpret pictograms within 10.

To interpret pictograms within 20.

To interpret pictograms and explain my answers.



Task 1 - Watch the video that has been sent to you through google classrooms.

Task 2 - Look at the picture and think about what you can see. Answer the questions using your inference skills.

Task 1 - Read the story and research the definition of any words you do not understand.

Task 2 - Then you need to answer the questions. All of the answers are in the text so make sure you find them before writing your answer.

Go through the PowerPoint you have been sent on google classrooms.

<https://vimeo.com/501674074>

Select either a Bronze, Silver or Gold activity sheet to complete to show what you have learnt.

PSHE - 30mins

Computing - 30mins

LO: I am learning about changing needs.

Think about the different stages of your life. What do you need at each stage. E.g a baby needs milk, clothes etc.

For each of the different stages write a list of things you need. Challenge- Write a sentence explaining how these change.

LO: I am learning to explore sounds using technology.

Log on to your purplemash and go on your 2dos to find your work.




<https://www.purplemash.com/sch/blackpoolgateway>

You are going to explore the different sounds on purplemash.




Pointers/TopTips

Related/helpful Links: <https://www.purplemash.com/sch/blackpoolgateway>

Phonics and Reading - 30mins	Writing: Alfie's star 1 hour	Maths - Multiplication and division 1 hour:
<p>LO: I am learning to make inferences. To be able to make simple inferences.</p> <p>To answer questions using the text. </p> <p>To be able to make detailed inferences.</p>	<p>LO: I am learning to plan my ideas.</p> <p>To be able to plan my ideas using ideas from the support sheets.</p> <p>To be able to plan my ideas. </p> <p>To be able to plan my ideas drawing upon my reading.</p>	<p>LO: I am learning to draw pictures where 1 represents 2.</p> <p>To draw pictograms where 1 represents 2 within .</p> <p>To draw pictograms including some half pictures. </p> <p>To draw pictograms including half pictures and missing information</p>
<p>Task 1 - Watch the video that has been sent to you through google classrooms.</p> <p>Task 2 - Look at the picture and think about what you can see. Answer the questions using your inference skills.</p>	<p>Think about what a star looks like, does and where they might be found.</p> <p>Write adjectives to describe what the star looks like, verbs for what it does and then write where the star might be found.</p>	<p>Either go through the PowerPoint you have been sent on google classrooms or click on the link below.</p> <p>https://vimeo.com/504480875</p> <p>Select either a Bronze, Silver or Gold activity sheet to complete to show what you have learnt.</p>

Science - 1Hour




<p>LO: I am learning to make predictions.</p> <p>I am learning to make simple predictions.</p> <p>I am learning to make predictions giving reasons.</p> <p>I am learning to make detailed predictions explaining why.</p> 	<p>Your task</p> <ol style="list-style-type: none"> 1) Use the PowerPoint on google classroom or use the link below to find all about predictions and to make your own predictions. 2) Select either the Bronze, Silver or Gold activity to complete. <p>Then look at the 2 pictures which are zoomed really far in. Write a prediction of what you think these they are when they are zoomed out.</p>
---	---

Pointers/TopTips

Related/helpful Links:

<https://www.bbc.co.uk/bitesize/topics/z8q9pbk>

Phonics and Reading - 30mins	Writing: Alfie's star 1 hour	Maths - Multiplication and division 1 hour
-------------------------------------	-------------------------------------	---

<p>★ <u>LO: I am learning to make inferences.</u> To be able to make simple inferences.</p> <p>★ To answer questions using the text. </p> <p>★ To be able to make detailed inferences.</p>	<p>★ <u>LO: I am learning to write descriptive sentences.</u></p> <p>★ To use some expanded noun phrases. </p> <p>★ To use a range of expanded noun phrases.</p> <p>★ To use expanded noun phrases which draw upon my reading.</p>	<p>★ <u>LO: I am learning to draw pictograms where 1 represents 5 or 10.</u></p> <p>★ To draw pictograms where 1 represents 5 or 10. </p> <p>★ To draw pictograms including some half pictures.</p> <p>★ To draw pictograms including half pictures and missing information.</p>
---	---	---






<p>Task 1 - Watch the video that has been sent to you through google classrooms.</p> <p>Task 2 - Look at the picture and think about what you can see. Answer the questions using your inference skills.</p>	<p>Task 1 - Read your ideas from yesterday about what a star looks like, does and where they might be found.</p> <p>Task 2 - Use your ideas to combine them together to create sentences. See an example on your sheet.</p> <p>Remember to use capital letters and full stops.</p>	<p>Either go through the PowerPoint you have been sent on google classrooms or click on the link below.</p> <p>https://vimeo.com/504483835</p> <p>Select either a Bronze, Silver or Gold activity sheet to complete to show what you have learnt.</p>
--	--	---

Geography - 1 hour

<p>★ <u>LO: I am learning to name and label the oceans.</u></p> <p>★ To correctly name and label 3 oceans.</p> <p>★ To correctly name and label 5 oceans.</p> <p>★ To name continents each ocean is near.</p>	<p>Your task</p> <ol style="list-style-type: none"> 1) Use the PowerPoint on google classroom or use the link below to find out the names of the oceans and where they are located. 2) Name all of the continents and learn these off by heart - use the song to help you. 3) Label the 5 oceans on the map of the world.
---	---

Pointers/TopTips


Related/helpful Links: <https://www.youtube.com/watch?v=X6BE4VcYngQ>

Phonics and Reading - 30mins		Writing: Alfie's star 1 hour		Maths - Multiplication and division 1 hour:	
<p>LO: I am learning to make inferences. To be able to make simple inferences.</p> <p>To answer questions using the text. </p> <p>To be able to make detailed inferences.</p>	<p>LO: I am learning to punctuate sentences correctly. To be able to write some correctly punctuated sentences.</p> <p>To be able to write correctly punctuated sentences.</p> <p>To be able to write correctly punctuated sentences using vocabulary which reflects my reading. </p>	<p>LO: I am learning to interpret pictograms where 1 represents 2, 5 or 10.</p> <p>To interpret pictograms within 20. </p> <p>To interpret pictograms within 30.</p> <p>To interpret pictograms and explain my answers.</p>	<p>Task 1 - Watch the video that has been sent to you through google classrooms.</p> <p>Task 2 - Look at the picture and think about what you can see. Answer the questions using your inference skills.</p>	<p>Task 1 - Imagine you found a star and think about what you would want to do with it. Then verbally say sentences of how you would use it saying where your punctuation would go.</p> <p>Task 2 - Write sentences about all the different ways you could use the star. Make sure you use capital letters and full stops.</p>	<p>Either go through the PowerPoint you have been sent on google classrooms or click on the link below.</p> <p>https://vimeo.com/504484570</p> <p>Select either a Bronze, Silver or Gold activity sheet to complete to show what you have learnt.</p>
RE - 30mins			PE - 30mins		
<p>LO: I am learning to say how I remember people close to me who are special.</p> <p>To say 1 way how I remember people close to me.</p> <p>To say 2 ways how I remember people close to me who are special.</p> <p>To say how I remember people close me and how they are special.</p> <p>1) First pick and draw your special person who is close to you. 2) Then write down your memories and how you remember the person.</p>		<p>LO: I am learning to throw and catch.</p> <p>Your task - Today we are going to be throwing and catching.</p> <p>1) Use the sheet to read and discuss all of the different throwing and catching activities. 2) Then complete all of the throwing and catching activities.</p> <p>(If you don't have a ball why not try it with a rolled up pair of socks!)</p>			
<p><i>Pointers/TopTips</i> Related/helpful Links: https://www.youtube.com/watch?v=KTFJ9gjfAXg</p>					

Phonics and Reading - 30mins

Writing: Alfie's star 1 hour

Maths - Multiplication and division 1 hour

- ★ LO: I am learning to make inferences.
To be able to make simple inferences.
- ★ To answer questions using the text. 
- ★ To be able to make detailed inferences.

- ★ LO: I am learning to form lower case letters of the correct size relative to one another.
To form some letters correctly.
- ★ To form most letters correctly.
- ★ To form all letters correctly.



- ★ LO: I am learning to draw and interpret block diagrams.
To draw and interpret a block diagram within 10.
- ★ To draw and interpret a block diagram within 20.
- ★ To draw, interpret and explain block diagrams.

Task 1 - Watch the video that has been sent to you through google classrooms.

Task 2 - Look at the picture and think about what you can see. Answer the questions using your inference skills.

- 1) Look at your sentences from yesterday about how you use a star.
- 2) Write your sentences onto paper concentrating on your handwriting.

You need to correctly form lower case letters of the correct size relative to one another.

Either go through the PowerPoint you have been sent on google classrooms or click on the link below.

<https://vimeo.com/504485413>



Select either a Bronze, Silver or Gold activity sheet to complete to show what you have learnt.

Afternoon of no screen time.

- 1) Please choose one activity from the grid attached to this post.
- 2) Complete the activity with someone in your house
- 3) Get your parent or an adult to take a picture and attach it to google classrooms.
- 4) You will get 5 dojo points for sending in a photo.

Pointers/TopTips

REMEMBER - STAY AWAY FROM SCREENS FOR THE AFTERNOON. :)