




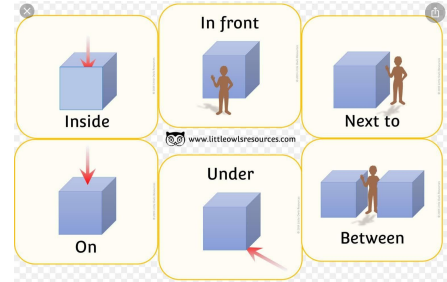
Blackpool Gateway Academy Remote Learning Overview

Nursery

Monday 1st February

Morning input.	RWI	Writing: Talk for Writing
<p>Input -Think about the superheroes we discussed last week. Using junk model or different materials you have around your house - can you design a part of your superhero costume ready for our live lesson at 11am tomorrow?</p> <p>-You could design/ wear a cape, mask or something else if you think of something.</p> <p>We look forward to seeing you tomorrow at 11am dressed as a superhero!</p>	<p>Here is our new link for our new sound this week.</p> <p>Read Write Inc - Nur 1 - 'o' https://schools.ruthmiskin.com/training/view/BB17Ddc6/abmvRaTJ</p> <p>Read Write Inc - Nur 2 - 't' https://schools.ruthmiskin.com/training/view/88rvl4ha/luCiXxtM</p> <p>Remember to say the rhyme when writing your sounds.</p> 	<p>JJ to upload after recording the lesson</p> <p>Today we are going to learn a new nursery rhyme. Can you guess what it could be?</p> <p>-Show a cat, spoon, cow, dog, spoon - '</p>  <p>Hey diddle diddle' -Learn a new line each day. First line 'Hey diddle diddle, the cat and the fiddle" -Complete a story map.</p>  <p>Can you make your own story map at home? Send me in some photos on dojo.</p>
Maths	Dough Gym	Daily story
<p>Starter - Recite numbers to 10. Get your rocket ready and count to 10.</p> <p>Input - Grab an object - could be a favourite toy or an object. With someone from your house, ask them to put your toy</p> <ul style="list-style-type: none"> - 'under a chair' - behind the sofa 	<p>Hopefully - your home made playdough is working nicely!</p> <p>Dough Disco is a great activity for helping us to develop our fine motor skills. It strengthens the muscles in our hands and develops our hand-eye co-ordination which will later enable us to hold a pencil correctly and use it effectively. These are essential skills that we need to later be able to write.</p>	

-next to the telephone etc





Come join in with 'I like to....'

<https://www.youtube.com/watch?v=BOLR3pQt8zg>

Blackpool Gateway Academy Remote Learning Overview

Nursery

Tuesday 2nd February

Morning input	RWI	Writing: Talk for Writing
<p>Input - Think of a superhero power.</p> <ul style="list-style-type: none"> -Elsa can freeze people. -Spiderman can shoot webs -Hulk can smash things <p>If you had a power what would it be.</p> <ul style="list-style-type: none"> -Could you go invisible so no one could see you? -Could you fly high into the sky? <p>Let me know what special power you would have.</p> <p>LIVE LESSON AT 11am with Reception!</p>	<p>Read Write Inc - NUR 1 'o'</p> <p>JJ will upload from the ipad</p> <p>-Recap on previous sounds learnt - m,a,s,d,t,i,n,p,g, Introduce new sound 'o,o,o' - otter, ostrich, octopus, orange, . Play o or orange game. -Air write - "all around the orange"</p> <p>Read Write Inc -NUR 2 't'</p> <p>JJ will upload from the ipad</p> <p>-Recap on previous sounds learnt - m,a,s, d Introduce new sound 't,t,t' - tree, train, teeth, tower - show RWI images. Play t and tower game. -Air write - 'down the tower, across the tower'..</p> 	<p>JJ to upload after recording the lesson</p> <p>Second line 'the cow jumped over the moon'</p> <p>-Complete a story map.</p>  <p>Continue with your story map at home. Send me in some photos on dojo.</p>
Maths	Speech	
<p>Starter: Count how many stairs you have.</p> <p>Input: Following on from yesterday with positional language - you are now the object! Ask someone from your house to ask you:</p> <ul style="list-style-type: none"> -Can you sit on the chair. -Can you go under the table. -Can you stand next to the chair. -Can you stand in front of the door. And so on. 		

Blackpool Gateway Academy Remote Learning Overview

Nursery

Wednesday 3rd February

PSHE - Morning input

Brushing our teeth.

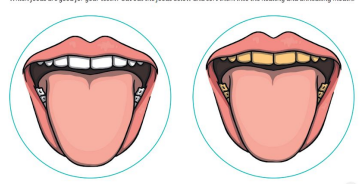
Why do we need to brush our teeth? When do we brush our teeth?

<https://www.youtube.com/watch?v=Ku-ForS6G3I>

Brushing our teeth will keep our teeth looking white and healthy.

Can you send me a photo of you brushing your teeth?

Which foods are good for your teeth? Cut out the foods below and sort them into the healthy and unhealthy mouth.




RWI

Can you practise writing your sound in sand/ paint/ whiteboard or paper. Send me some photos for us to see.

Read Write Inc - Nur 1 - 'o'



Read Write Inc - Nur 2 - 't'




Remember to say the rhyme when writing your sounds.






Writing: Talk for Writing






JJ to upload after recording the lesson

Third line 'the little dog laughed to see such fun'
-Complete a story map.



Continue with your story map at home. Send me in some photos on dojo.

Maths -	PE -	Music
<p>Starter - Can you name these shapes?</p>  <p>Input - Language 'tall, small, big, round'. Today is all about using the language above. Look at the pictures - discuss how the:</p> <ul style="list-style-type: none"> -giraffe is tall, -chick is small and the chicken is big, -the ball is round.  <p>Encourage your child to use these words.</p> <p>Have a look at home - do you have something that is big, small, round?</p> <p>Send me a photo of what you have found!</p>	<p>Get a ball. It can be a big ball or a small ball. Have a go at rolling the ball. You can roll in by yourself or to another person in your house. -Take the ball outside and have a go at bouncing the ball, kicking the ball and even catching the ball.</p> 	<p>Join in with head, shoulders, knees and toes. Can you touch the correct body parts of your body whilst singing the song?</p> <p>https://www.youtube.com/watch?v=QA48wTGbU7A</p>

Morning input.	RWI	Writing: Talk for Writing
<p>Introduce CNY Read the story below. https://www.topmarks.co.uk/ChineseNewYear/ZodiacStory.aspx</p> <p>Explain each year has a different animal - this is the year of the ox</p> 	<p>Read Write Inc - NUR 1 'g' JJ will upload from the ipad</p> <p>-Recap on previous sounds learnt - m,a,s,d,t,i,n,p,g Remind new sound 'o'</p> <p>Fred - oral blending. - Nur 2 'o' P-o-t m-o-p s-o-g</p> <p>Read Write Inc -NUR 2 'd' JJ will upload from the ipad</p> <p>-Recap on previous sounds learnt - m,a,s,d Remind new sound 't'</p> <p>Fred - oral blending. -Nur 2 't' t-i-p t-o-d</p> <p>Remember to say the rhyme when writing your sounds.</p> 	<p>JJ to upload after recording the lesson Fourth line 'and the dish ran away with the spoon'</p>  <p>-Complete a story map.</p> <p>Continue with your story map at home. Send me in some photos on dojo.</p>
Maths -	Speech Early Talk Boost Book - to record	Wellbeing - From the Menu
<p>Starter - Can you get 3 spoons? Can you get 2 toys?</p> <p>Input- Patterns in print. Look at the photos attached. What pattern can you see in these prints? Stripy, spotty, round patterns? Etc. Discuss what you can see and what colours you can see with someone in your house.</p> 	<p>Book 9 - Come and join in with Tizzy the Tiger. Listen to our Early Talk Boost story this week and join in</p>	<p>What's it made of?</p>  <p>Many things in your house are made of different materials. These materials could be wood, metal, or plastic. Look around our house at all the different materials and see if you can find all 3 materials in your home. Find out which material is used the most?</p>

Blackpool Gateway Academy Remote Learning Overview

Nursery

Friday 5th February

Morning input -

Recap on the story of CNY. Discuss some similarities that we have when we celebrate christmas, Diwali etc.

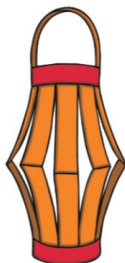
- All have nice food,
- All give a little present,
- All decorate our house.

Discuss that for CNY, people make lanterns. Use mostly the colour red as is it their lucky colour.

How to make a paper lantern:

1. Cut off one end of the paper. Set aside to use as the handle.
2. Decorate the sheet using coloured pens, paint or glitter.
3. Fold your paper in half lengthwise along the dashed line.
4. Cut the marked lines along the sheet. (Do not cut to the edge of the paper).
5. Unfold the paper.
6. Match the long edges together on the lantern and use tape to hold it in place.
7. Staple the handle to the top of the lantern.

Why not try printing the template onto coloured paper?



RWI done

Listening sounds -

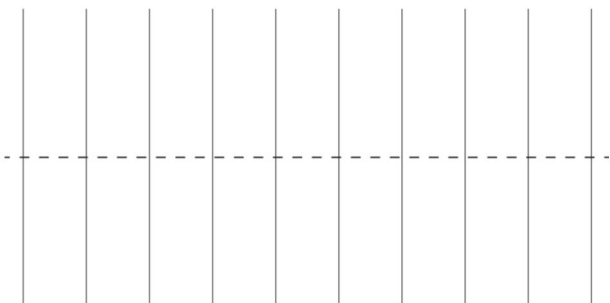
<https://www.bbc.co.uk/teach/school-radio/eyfs-listening-skills-rhythm/zv6tjhy>


Can you join in with the rhythm? Have a go and enjoy



Writing: Talk for Writing

Recap the whole nursery rhyme we've used this week using your story map you've made.



Maths -	Mini Mash -done	Star of the week and story.
<p>Input- Odd one out.</p> <p>Look at these 3 photos - which one is the odd one out.</p> <p>There is no right or wrong answer. Odd one out encourages the children to give an answer and try and explain why they gave that answer.</p> <p>A few model examples might be needed for them to get the jist of it.</p> <p>Eg - I think the square is the odd one out because it is red.</p> <p>-I think the circle is the odd one out because it is round.</p> <p>-I think the rectangle is the odd one out because it is long.</p> <div data-bbox="78 494 745 686">  </div>	<p>Log onto mini mash - if you can't find your login then please let me know.</p> <p>Just have a go, enjoy exploring and join in with some of the games.</p> <div data-bbox="779 172 1478 568">  <p>1. Login in and then click on mini mash</p> <p>2. Click on enter mini mash</p> <p>3. Enjoy exploring the room and completing activities.</p> </div>	<p>JJ to upload after recording the lesson</p>