



Challenges explained- each lesson has a Bronze, Silver or Gold task. Please choose one to complete for each lesson.

Bronze star challenges provide more support and help when needed.

Silver star challenges are for children working within age group.

Gold star challenges give extra challenge to show deeper understanding.

If you need any support, please contact us on DOJO/Google Classrooms and we will get back to you as soon as possible

Monday 25th January

VIPERS: 30mins Text: Lockdown park

Writing: Lockdown Park: Poetry 1 hour

Maths - Multiplication and Division 90mins



LO: I am learning to find the meaning of new vocabulary.

I can find the meaning of new words.

I can find synonyms for these words.

I can write a new sentence using these words.



LO: I am learning about figurative language in poetry.

I can give examples of personification.

I can use personification correctly within my writing.

I can use personification in my writing and can explain the effect it has on the reader.



LO: I am learning to multiply by 11 and 12 times tables

I can recall my 11 and 12 times tables using materials to support.

I can recall my 11 and 12 times tables independently.

I can apply my knowledge of 11 and 12 times tables to solve problems.

Your task

Read the text Lockdown Park then complete the Vocabulary table set on google classroom.

Your task - Bringing the park to life using personification.

Task 1- Read the introduction and then add 5 more examples to the lists.

Task 2- Now choose one word from each list and put them together to make a sentence that brings the park to life!

For example,
The swings giggled.

The trampoline chanted a bouncy tune.

The grass whispered secrets.

Your task:

Task 1

We are going to consolidate our knowledge of the 11 and 12 times tables. listen to the songs to help get them secure in you heads

<https://www.youtube.com/watch?v=QyLmDk066lo>

https://www.youtube.com/watch?v=JWJ-aCxQ_gw

Task 2

Practise using your multiplication square on google classroom to find the answers to your 11 and 12 times tables in and out of order, write them down.

Then complete the work put on google classroom, including the challenge question, and hand it in.

Other useful sites:

<https://www.topmarks.co.uk/maths-games/hit-the-button>

<https://ttrockstars.com/>

Science- States of Matter: 1 hour

LO: I am learning how particles behave inside solids liquids and gases?



With support I am learning how particles behave inside solids liquid and gases.

I am independently learning how particles behave inside solids liquid and gases.

I can explain in greater depth how particles behave inside solids liquid and gases

In this lesson, we will learn that all matter is made up of particles. Particles are arranged in different ways in solids, liquids and gases giving them different properties. We will also learn how scientists use diagrams to represent the arrangement of particles.

Your task

Join the link and complete the quiz before watching the

[videohttps://classroom.thenationalacademy/lessons/how-do-particles-behave-inside-solids-liquids-and-gases-68](https://classroom.thenationalacademy/lessons/how-do-particles-behave-inside-solids-liquids-and-gases-68)

[wp2c2step=1&activity=intro_quiz](https://classroom.thenational.academy/lessons/how-do-particles-behave-inside-solids-liquids-and-gases-68wp2c2-step-2&activity=video)
<https://classroom.thenational.academy/lessons/how-do-particles-behave-inside-solids-liquids-and-gases-68wp2c2-step-2&activity=video>
 Throughout the video you will be asked to have a go at drawing the particles of different states of matter.

Pointers/TopTips Remember these are science diagrams not drawings, try to be accurate and work very neatly like scientists do.
 There is also a knowledge organiser on google classroom to help you understand this whole topic.
<https://drive.google.com/drive/folders/1LXWO8Zv645h2jKmQh9z2HjF2AvnAC9JS>

Tuesday 26th January

VIPERS: Bug Club 30mins		Writing: Lockdown Park: Poetry 1 hour		Maths - Multiplication and Division 1 hour	
★	<u>LO: I am learning to read with fluency.</u> I read the words with accuracy.	★	<u>LO: I am learning to draft and write by boxing up ideas.</u> I can box up my ideas with support.	★	<u>LO: I am learning to multiply by my 9 times tables</u> I can recall my 9 times tables using materials to support.
★	I read through punctuation accurately.	★	I can box up my ideas independently.	★	I can recall my 9 times tables independently.
★	I read with expression.	★	I can box up my ideas and proofread for spelling and punctuation errors.	★	I can apply my knowledge of 9 times tables to solve problems.
<p><u>Your task</u> Log into your Bug Club account ! Ask your teacher on Dojo if you need help logging in.</p> <p>Read a book and complete the quizzes to go through. Remember to practise reading with expression and taking notice of the punctuation as you read.</p>		<p><u>Your task</u> Using the template on google classroom, write a list about somewhere you know well before and after the Lockdown. Try and bring the place alive and show how it has changed.</p> <p>Can you use some of the new figurative language you have been learning about? Simile, metaphor and personification.</p>		<p><u>Your task</u> Use your multiplication square to help you write down all of your 9 times tables, then practise with the song by listening to the link https://youtu.be/H3BGwzdLDBY?t=5</p> <p><u>Task 2</u> Complete the work set on google classroom and hand it in .</p>	
History 1 hour			Music 30mins		
★	<u>LO: I am learning about how punishments have changed over time.</u> I can talk about different types of punishments used in the past.		★	<u>LO: I am learning to listen with attention to detail and recall sounds.</u> I can listen carefully to music and recall sounds with support.	
★	I can talk about how punishments have changed over time.		★	I can listen carefully to music and recall sounds independently.	
★	I can summarise how punishments have changed over time.		★	I can listen carefully to music, recall sounds and ask relevant questions about the music.	

Your task

Task 1 - Read through the powerpoint slides to find out about how punishments have changed over time.

Task 2 - Watch the clips about punishment through time on the link below to add to your knowledge.

<https://www.bbc.co.uk/bitesize/topics/z8w3n9q>

Task 3- Complete the "What I have learnt" activity set on google classroom.

Gold extension - Complete the writing task set on google classroom.

Your task

Login to your charanga account and complete lesson one of the new unit "Mamma Mia"

Related/helpful Links:

<https://charanga.com/site/log-in/>

Wednesday 27th January

VIPERS: Lockdown park 30mins

★	<u>LO: I am learning to retrieve key information from a text.</u>
★	I find key information with support.
★	I find information independently.
★	I use hints in the questions to find information quickly.

Your task
Read the text - Lockdown park..
Then, use your comprehension skills to answer the questions set on google classroom.

Writing: Lockdown Park: Poetry 1 hour

★	<u>LO: I am learning to plan my writing.</u>
★	I can plan my writing with support from an adult.
★	I can plan my writing independently.
★	I can plan my writing and suggest improvements.

Your task
Using the planning templates on google classroom, plan your list poem.
Can you use some of the new figurative language you have been learning about? Simile, metaphor and personification.

Maths - Multiplication and Division 1 hour

★	<u>LO: I am learning to multiply three numbers.</u>
★	I can multiply 3 numbers with support.
★	I can multiply 3 numbers independently.
★	I can apply my knowledge of multiplying 3 numbers to solve problems.

We are going to consolidate and practise multiplying by three numbers, it may help to refresh you, by watching the video
Link to video: <https://vimeo.com/491109801>
Your task
Complete the worksheets in the resource pack.
Other useful sites:
<https://www.topmarks.co.uk/maths-games/hit-the-button>
<https://ttrockstars.com/>

PSHE 30mins

★	<u>LO: I am learning all about the internet.</u>
★	I am learning to understand the positive and negative benefits of internet use with support.
★	I am learning to understand the positive and negative benefits of internet use.
★	I can show a greater depth in my understanding of the positive and the negative benefits of internet use.

PE 1 hour

<u>LO: I am learning to develop flexibility, strength, technique, control and balance</u>
--



Your task

Task 1 - Create a mind map of your favourite uses of the internet (eg Youtube, Fortnite)
 Task 2- Now read through the scenarios on google classroom and write about how technology would be useful in the situations mentioned.

Your task

Complete the workout "PE with Joe Wicks".
https://www.youtube.com/watch?v=xs_g2B-D7zg

Thursday 28th January

VIPERS: Bug Club 30mins

Writing: Lockdown Park: Poetry 1 hour

Maths - Multiplication and Division 1 hour

- LO: I am learning to read with fluency.**
- ★ I read the words with accuracy.
 - ★ I read through punctuation accurately.
 - ★ I read with expression.

- LO: I am learning how to write a list poem.**
- ★ I can write a list poem with support from an adult.
 - ★ I can write a list poem independently.
 - ★ I can write a list poem and can include appropriate figurative language.

- LO: LO: I am learning to identify factor pairs.**
- ★ I can identify factors pairs with support.
 - ★ I can identify factor pairs independently.
 - ★ I can apply my knowledge of factor pairs to solve problems.

Your task







Log into your Bug Club account ! Ask your teacher on Dojo if you need help logging in.
 Read a book and complete the quizzes to go through. Remember to practise reading with expression and taking notice of the punctuation as you read.










Your task

Using your plans from yesterday write your very own list poem. Remember to use all the new writing techniques you have been learning.

Your Task

Today we are exploring more about factor pairs
 Watch the " What are factors" clip below
<https://www.bbc.co.uk/bitesize/topics/zfq7hyc/articles/zp6wfcw>
 You can then have a go at the question and quiz below the clip..
Task 2
 Complete the worksheets set on google classroom or in the resource pack.

Art 1 hour		RE- Could the Buddha's teachings make the world a better place? 30mins	
<p><u>Thursday 28th January</u> LO: I am learning to show facial expressions in sketches.</p> <p> I can begin to draw expression in faces.</p> <p> I can draw different expressions in faces.</p> <p> I can draw faces showing different expressions.</p>	<p><u>Thursday 28th January</u> LO: I am learning to explain the Buddha's teachings through stories.</p> <p> I can recall one of the Buddha's stories and start to say what it means.</p> <p> I can recall one of the Buddha's stories and start to explain what the Buddha was teaching through it.</p> <p> I can make links between one of the Buddha's stories and his teachings about what causes suffering.</p>		
<p><u>Your task</u> See the Art Remote Learning Google slide and work through Pages 4 to 16.</p>		<p><u>Your task</u> See RE Remote Learning Google Slide and work through pages 8 & 9</p>	

<u>Friday 29th January</u>					
VIPERS: Lockdown park 30mins		Writing: Lockdown Park: Poetry 1 hour		Maths - Multiplication and Division 1 hour	
<p><u>LO: I am learning to apply a range of reading skills to answer comprehension questions.</u></p> <p> I answer the questions with support.</p> <p> I find evidence to support my answers.</p> <p> I use evidence to explain my answers.</p>	<p><u>LO: I am learning to edit and improve my writing.</u></p> <p> I can edit and improve my writing with support.</p> <p> I can edit and improve my writing independently.</p> <p> I can edit and improve my writing using a varied and rich vocabulary.</p>	<p><u>LO: I am learning to multiply efficiently.</u></p> <p> I can use efficient methods for multiplication with support.</p> <p> I can use efficient methods for multiplication independently.</p> <p> I can use efficient methods for multiplications to solve problems.;</p>			
<p><u>Your task</u> Read the text lockdown park. Then, use your comprehension skills to answer the questions on google classroom.</p> <p>On the longer answers, remember to use evidence from the</p>		<p><u>Your task</u> Read through your poem, see where you can edit and improve. Use the checklists to ensure you have included everything. Remember to read your poem out loud to make sure it sounds just right!</p>		<p><u>Your task</u> We have looked at different ways of Multiplying, but can you work out the best way to tackle questions ? Remember to use what you know, you can break multiplication down by partitioning down into tables you are more confident with. Complete the questions set.</p>	

text to support your answers.

Creative Challenge: Record a performance of your poem and send it to members of your family you haven't been able to see for a bit.

Other useful sites:

<https://www.topmarks.co.uk/maths-games/hit-the-button>

<https://trockstars.com/>

Computing 1 hour

French 30 mins

LO: I am learning to use technology safely, respectfully and responsibly and recognise acceptable/unacceptable behaviour.



I can explain how you can stay safe online with support.



I can explain how you can stay safe online independently.



I can show how you would stay safe online on a variety of different platforms.

LO: I am learning the days of the week in French.



I can say the days of the week in French with adult support.



I can say the days of the week in French independently.



I can say and write the days of the week in French.

Your task

Login to your purple mash account and complete the 2Do set.
"Create a leaflet for children showing how they can stay safe online".

Your task

Watch the following video to learn the days of the week.

Can you then tell them to your grown up?

<https://www.youtube.com/watch?v=eA5jSbKd5cM&list=PLzB5FUBqZW9YZN7rBvkzaVclVWad5x5wx&index=26>